



US00D461219S

(12) **United States Design Patent**
Jones

(10) **Patent No.:** **US D461,219 S**

(45) **Date of Patent:** **** Aug. 6, 2002**

(54) **FISHING LURE**

(75) **Inventor:** **William Jones, Markham (CA)**

(73) **Assignee:** **Black Mamba Fishing Systems Inc., Whitby (CA)**

(**) **Term:** **14 Years**

(21) **Appl. No.:** **29/142,132**

(22) **Filed:** **May 18, 2001**

Related U.S. Application Data

(62) Division of application No. 29/096,057, filed on Nov. 4, 1998, now Pat. No. Des. 443,332.

(51) **LOC (7) Cl.** **22-05**

(52) **U.S. Cl.** **D22/126**

(58) **Field of Search** D22/125-133;
43/42.24, 42.31, 42.32, 42.36, 43.13, 42.06,
42.39, 42.09, 42.28, 42.45, 42.26, 42.35,
42.37

(56) **References Cited**

U.S. PATENT DOCUMENTS

D184,304 S * 1/1959 Crutchfield D22/126

5,678,350 A * 10/1997 Moore 43/42.37

D409,272 S * 5/1999 Laney D22/126

D413,155 S * 8/1999 Laney D22/126

* cited by examiner

Primary Examiner—Catherine R. Oliver

(74) *Attorney, Agent, or Firm*—Huntley & Associates

(57) **CLAIM**

The ornamental design for a fishing lure, as shown and described.

DESCRIPTION

FIG. 1 is a side perspective view of the fishing lure showing my new design;

FIG. 2 is a top plan view of the fishing lure of FIG. 1;

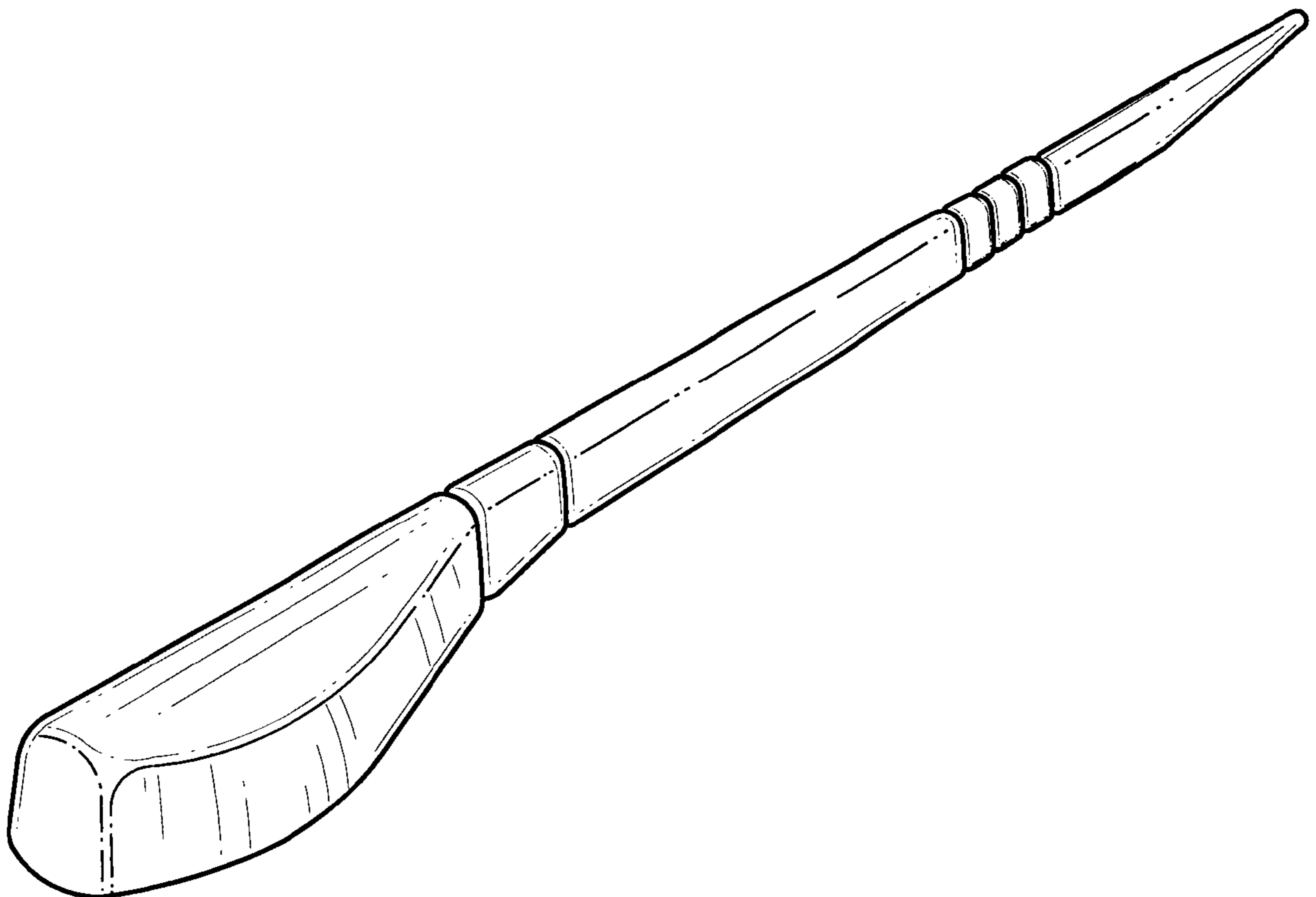
FIG. 3 is a side elevational view of the fishing lure of FIG. 1, with the opposite side being a mirror image;

FIG. 4 is a bottom plan view of the fishing lure of FIG. 1;

FIG. 5 is a front elevational of the fishing lure of FIG. 1; and,

FIG. 6 is a rear elevational view of the fishing lure of FIG. 1.

1 Claim, 1 Drawing Sheet



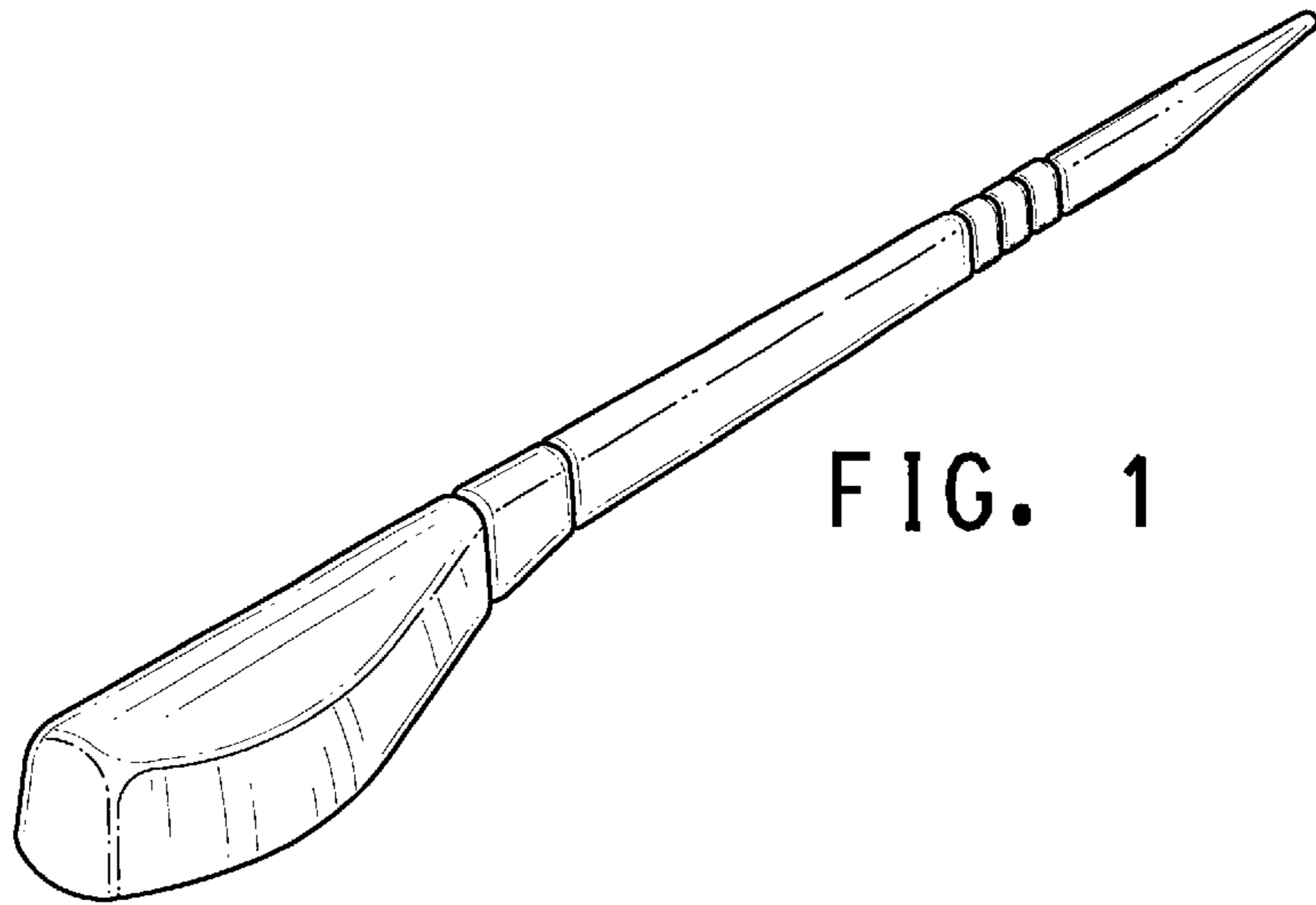


FIG. 1

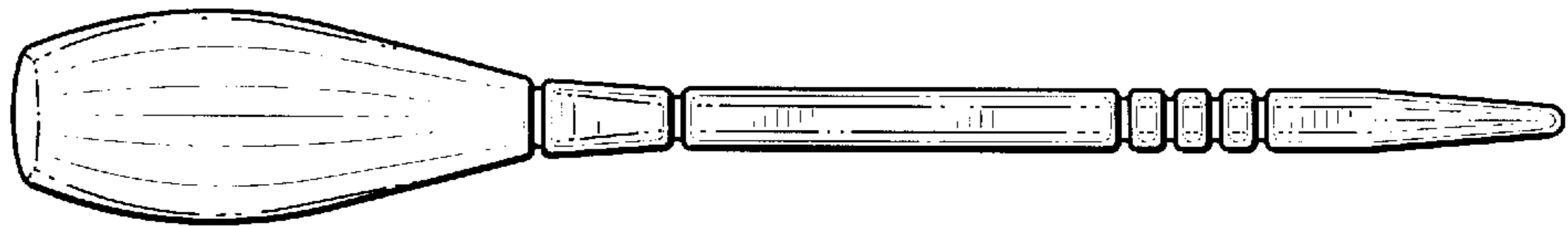


FIG. 2




FIG. 3

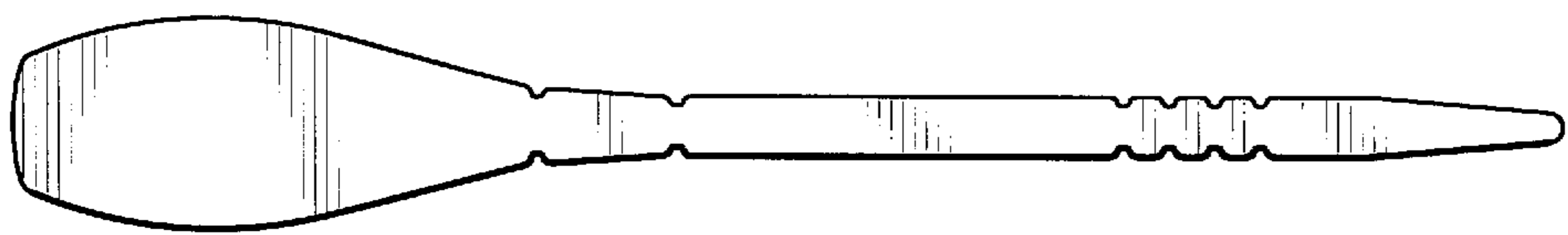


FIG. 4

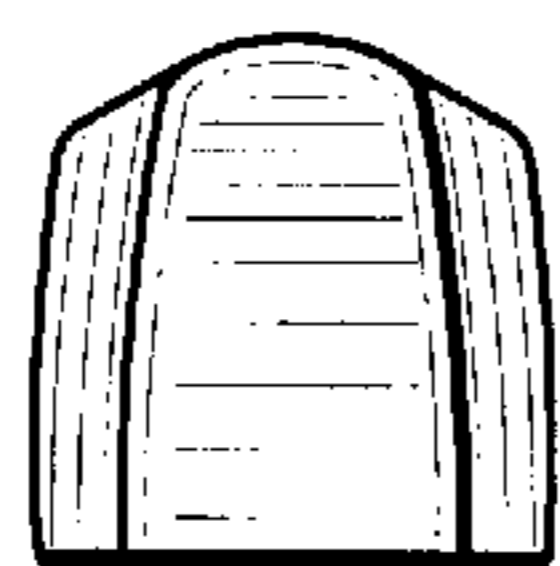


FIG. 5

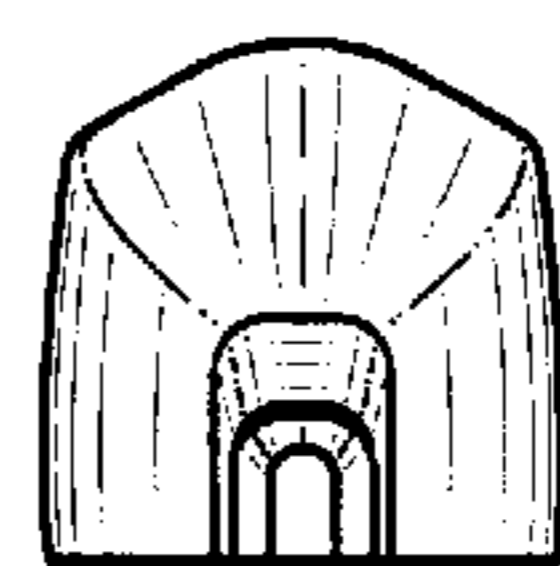


FIG. 6