



US00D461208S

(12) **United States Design Patent**  
**Chaudeurge**

(10) **Patent No.:** **US D461,208 S**

(45) **Date of Patent:** **\*\* Aug. 6, 2002**

(54) **KITCHEN TOY**

(75) **Inventor:** **Jean-Michel Chaudeurge, Tourves (FR)**

(73) **Assignee:** **Groupe Berchet (FR)**

(\*\*) **Term:** **14 Years**

(21) **Appl. No.:** **29/141,387**

(22) **Filed:** **May 7, 2001**

(30) **Foreign Application Priority Data**

Nov. 7, 2000 (XH) ..... DM/053 818

(51) **LOC (7) Cl.** ..... **21-01**

(52) **U.S. Cl.** ..... **D21/524**

(58) **Field of Search** ..... D21/523, 524, D21/525; D7/332, 337, 340, 341; D23/271, 272, 286; 446/476, 479, 481, 482, 485

(56) **References Cited**

**U.S. PATENT DOCUMENTS**

3,133,376 A \* 5/1964 Orenstein ..... 446/481

4,515,359 A \* 5/1985 Mariol ..... 446/481  
D299,839 S \* 2/1989 Argandona ..... D21/524  
D366,292 S \* 1/1996 Monneret ..... D7/340  
D370,947 S \* 6/1996 Pipik ..... D21/524  
D382,921 S \* 8/1997 Pipik ..... D21/524

\* cited by examiner

*Primary Examiner*—Raphael Barkai

(74) *Attorney, Agent, or Firm*—Parkhurst & Wendel, L.L.P.

(57) **CLAIM**

The ornamental design for the kitchen toy, as shown and described.

**DESCRIPTION**

FIG. 1 is a front view of the kitchen toy showing my design; FIG. 2 is another front view thereof showing opened doors and interiors;

FIG. 3 is a left perspective view thereof; and, FIG. 4 is a right perspective view thereof.

**1 Claim, 2 Drawing Sheets**






FIG. 1




FIG. 2




FIG. 3




FIG. 4