



US00D461173S

(12) **United States Design Patent**
Nimberger et al.

(10) **Patent No.:** **US D461,173 S**

(45) **Date of Patent:** **** Aug. 6, 2002**

(54) **THERMOWELL**

6,231,230 B1 * 5/2001 Baldock et al. 374/208

(75) Inventors: **Spencer M. Nimberger; Kevin J. Cessac**, both of Houston, TX (US)

FOREIGN PATENT DOCUMENTS

(73) Assignee: **PGI International, Ltd.**, Houston, TX (US)

CH 647 867 A 2/1985
DE 91 00 632 U 4/1991
JP 60 166831 A 8/1985

(**) Term: **14 Years**

* cited by examiner

(21) Appl. No.: **29/133,104**

Primary Examiner—Ted Shooman
Assistant Examiner—Selina Sikder

(22) Filed: **Nov. 22, 2000**

(74) *Attorney, Agent, or Firm*—Loren G. Helmreich; Browning Bushman P.C.

(51) **LOC (7) Cl.** **13-03**

(57) **CLAIM**

(52) **U.S. Cl.** **D13/199**

The ornamental design for a thermowell, as shown and described.

(58) **Field of Search** D13/199; 136/242; 29/825; 204/196.18; 374/179, 208

DESCRIPTION

(56) **References Cited**

FIG. 1 is a side view of a thermowell showing my new design;

U.S. PATENT DOCUMENTS

FIG. 2 is a perspective view thereof;

2,486,936 A	*	11/1949	Fergus	204/196.15
2,947,680 A	*	8/1960	Preiser	204/196
4,137,768 A	*	2/1979	Tushie et al.	73/343
4,324,945 A	*	4/1982	Sivyer	136/242
4,510,343 A	*	4/1985	Sivyer	136/242
4,749,415 A		6/1988	Barton		
4,778,538 A	*	10/1988	Lyman	136/230
5,048,323 A		9/1991	Stansfeld et al.		
5,111,691 A		5/1992	John et al.		
6,059,453 A	*	5/2000	Kempf et al.	374/179

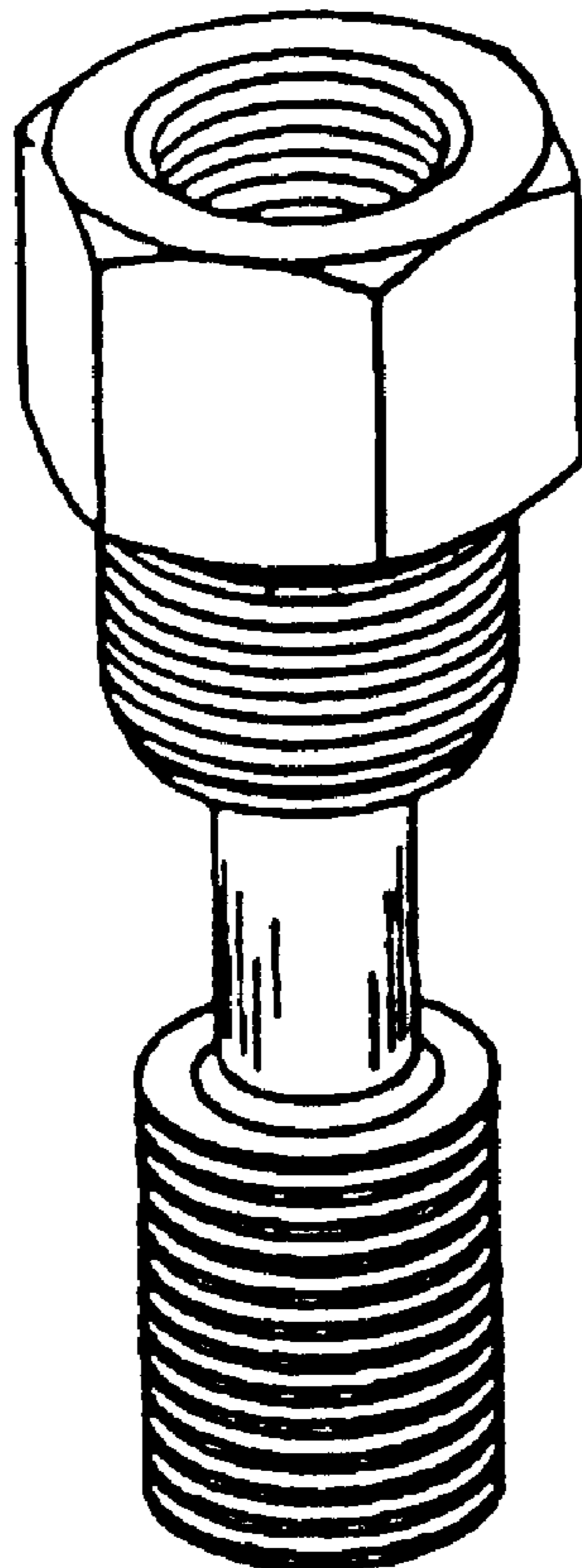
FIG. 3 is a bottom view thereof;

FIG. 4 is a top view thereof;

FIG. 5 is a side view of a second embodiment of a thermowell, it being understood that the broken lines are for illustrative purposes only and form no part of the claimed design; and,

FIG. 6 is a perspective view of FIG. 5.

1 Claim, 1 Drawing Sheet



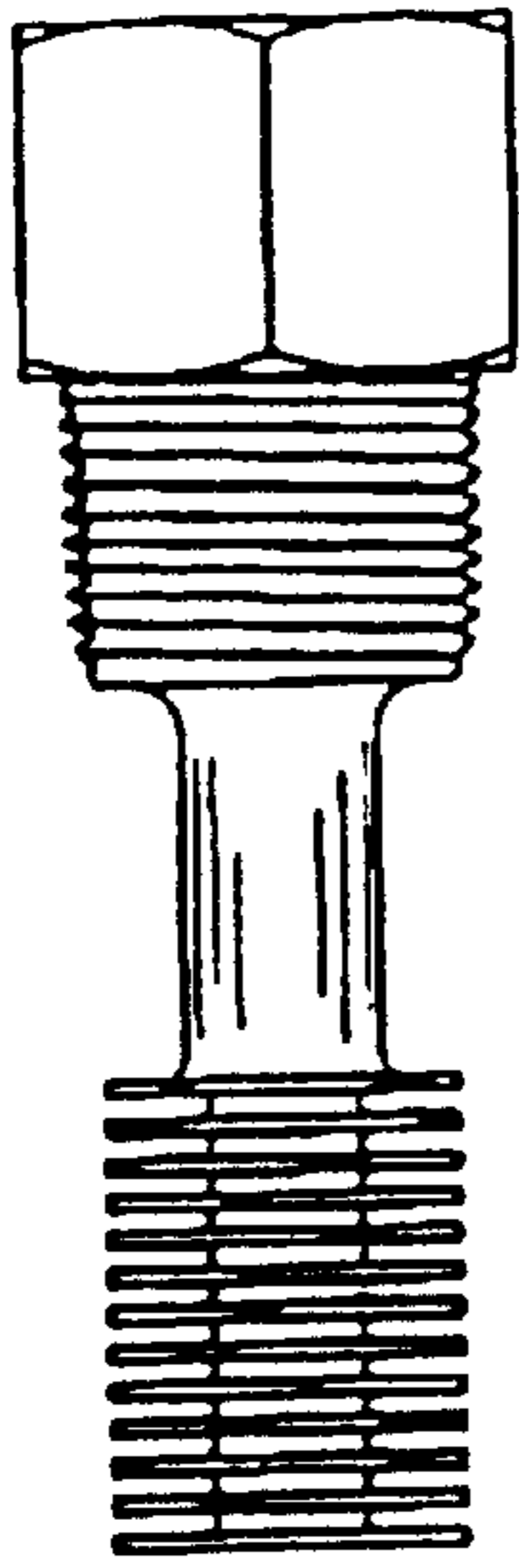


FIG. 1

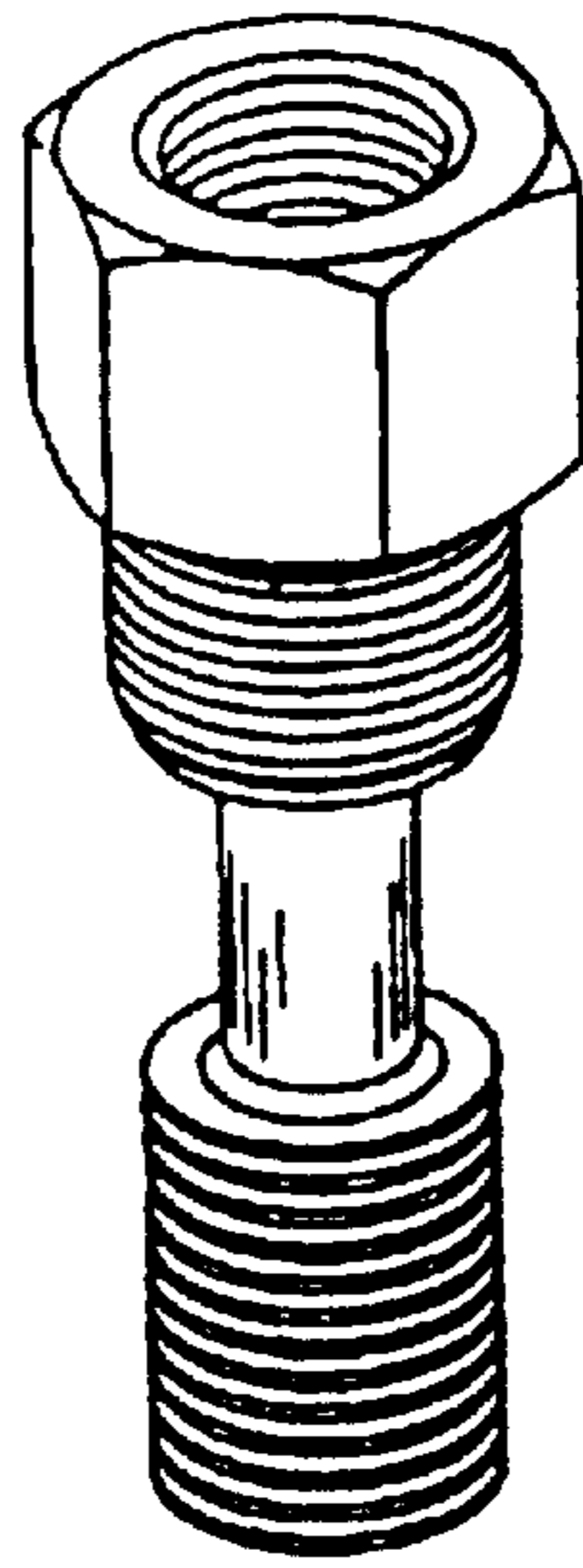


FIG. 2

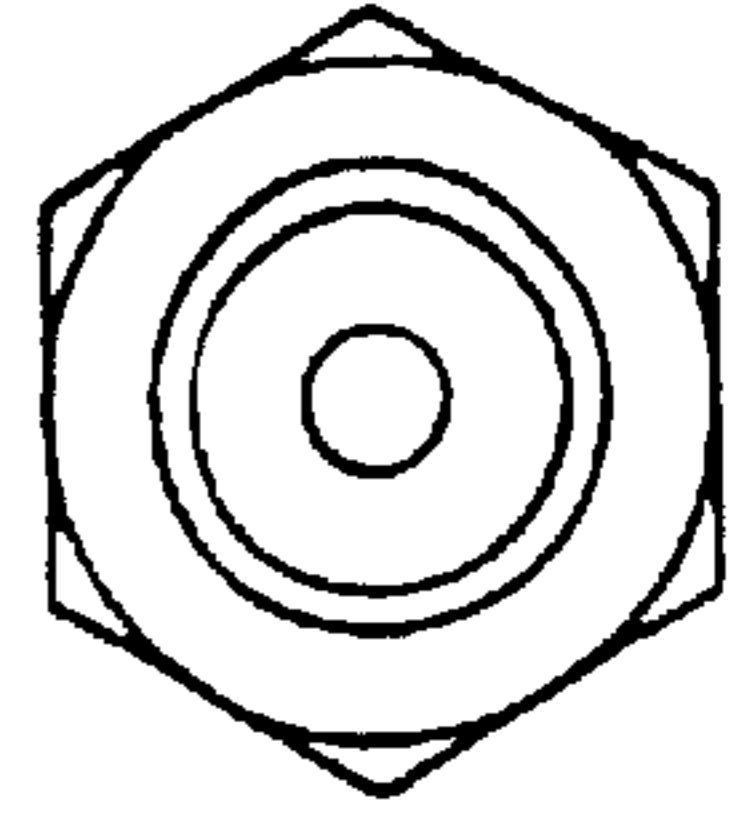


FIG. 3




FIG. 5



FIG. 6

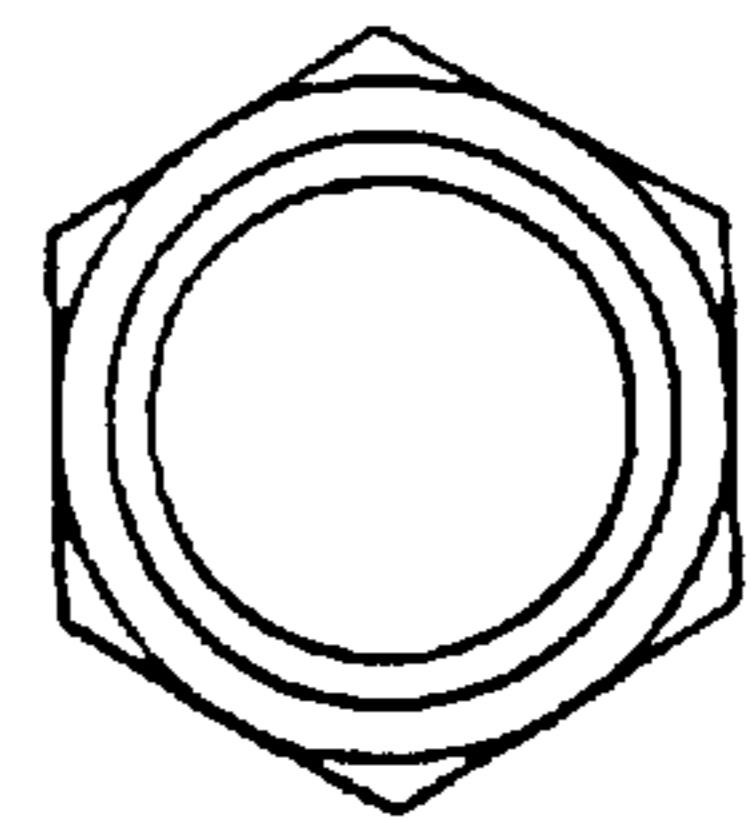


FIG. 4