



US00D461156S

(12) **United States Design Patent**  
**Noriega**

(10) **Patent No.:** **US D461,156 S**

(45) **Date of Patent:** **\*\* Aug. 6, 2002**

(54) **WHEEL**  
(75) **Inventor:** **Frank Noriega, Pico Rivera, CA (US)**  
(73) **Assignee:** **Mizati Luxury Alloy Wheels, Inc.,  
Paramount, CA (US)**  
(\*\*) **Term:** **14 Years**

D442,533 S \* 5/2001 Hodges ..... D12/209  
D444,758 S 7/2001 Mendez ..... D12/211  
D445,084 S 7/2001 Mendez ..... D12/211  
D448,336 S 9/2001 Mendez ..... D12/209  
D453,725 S \* 2/2002 Brown et al. .... D12/209  
D455,108 S \* 4/2002 Kaucher ..... D12/209

\* cited by examiner

(21) **Appl. No.:** **29/155,313**  
(22) **Filed:** **Feb. 8, 2002**

*Primary Examiner*—Stacia Cadmus  
(74) *Attorney, Agent, or Firm*—Lawrence N. Ginsberg

(51) **LOC (7) Cl.** ..... **12-16**  
(52) **U.S. Cl.** ..... **D12/209**  
(58) **Field of Search** ..... **D12/204-211;**  
**301/37.1, 64.1, 65**

(57) **CLAIM**  
The ornamental design for a wheel, as shown and described.


**DESCRIPTION**

FIG. 1 is a front perspective view of a wheel, showing my new design;  
FIG. 2 is a front view thereof; and,  
FIG. 3 is a side view thereof.

(56) **References Cited**  
**U.S. PATENT DOCUMENTS**

D432,481 S \* 10/2000 Brown ..... D12/209  
D438,501 S \* 3/2001 Noriega ..... D12/209

**1 Claim, 2 Drawing Sheets**



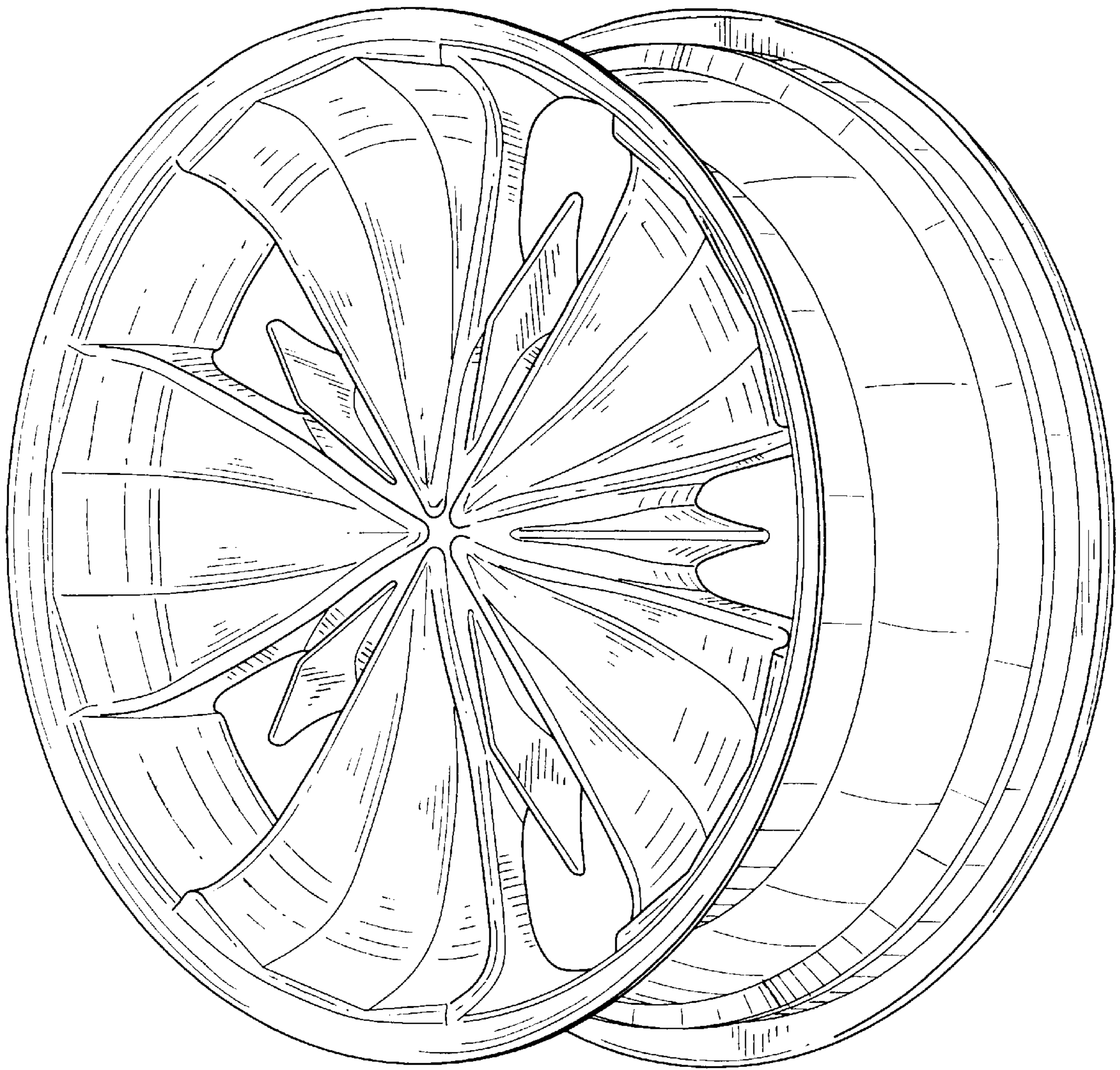


FIG. 1



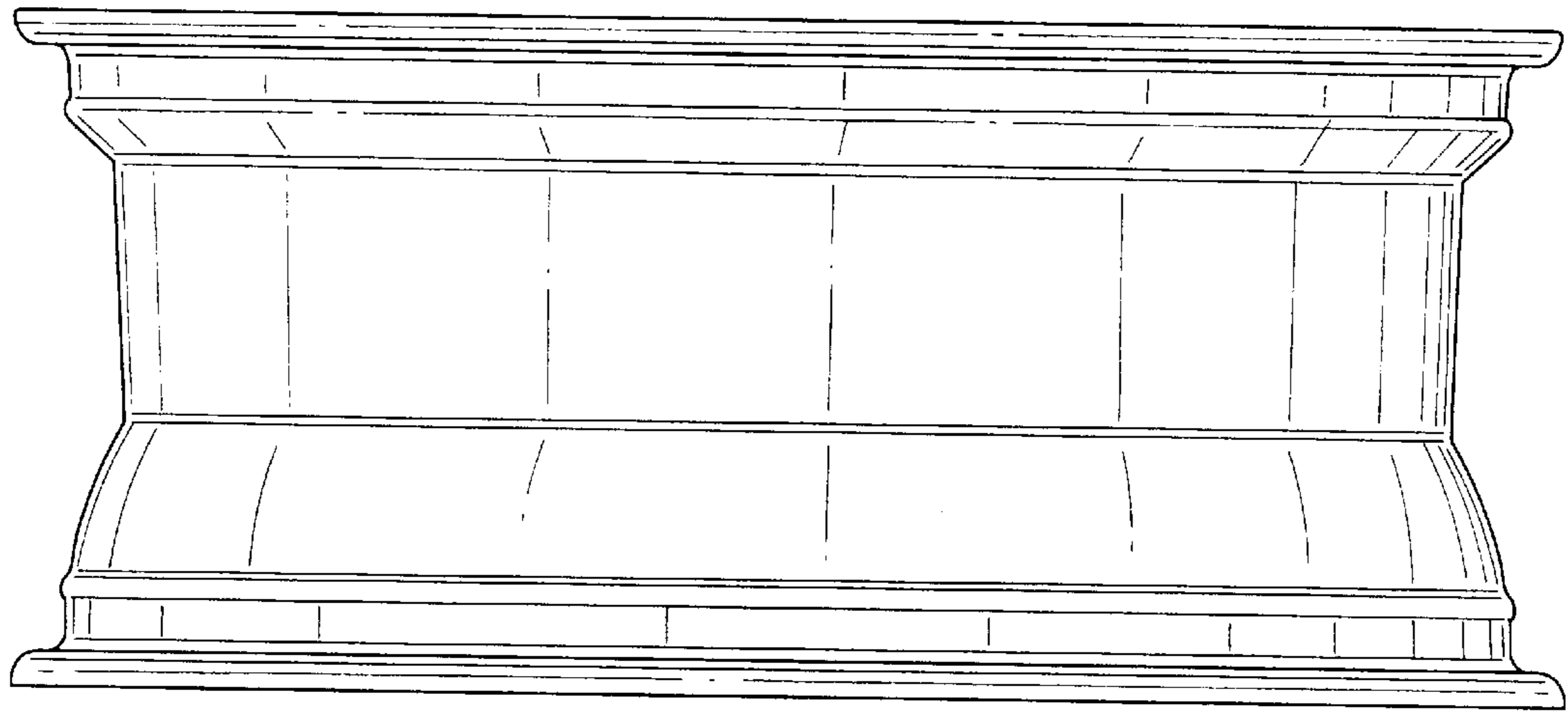


FIG. 3

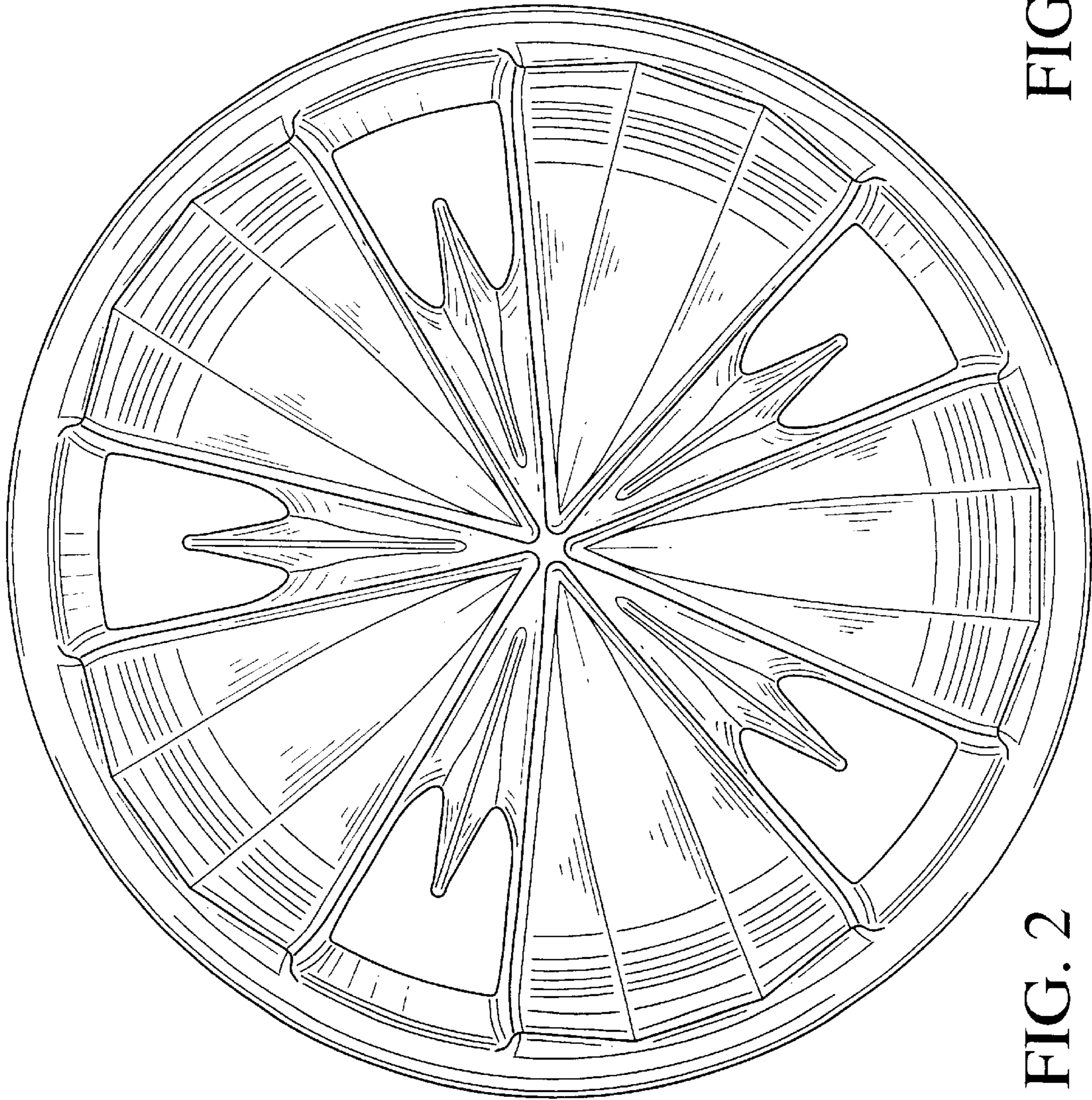


FIG. 2