



US00D461142S

(12) **United States Design Patent**
Capstick

(10) **Patent No.:** **US D461,142 S**

(45) **Date of Patent:** **** Aug. 6, 2002**

(54) **ORNAMENT TREE**

4,908,244 A * 3/1990 Bullock 428/8

(76) Inventor: **Arnold B. Capstick**, 1122 River Bay Rd., Annapolis, MD (US) 21401

* cited by examiner

(**) Term: **14 Years**

Primary Examiner—Dominic Simone
(74) *Attorney, Agent, or Firm*—Foley & Lardner

(21) Appl. No.: **29/147,620**

(57) **CLAIM**

(22) Filed: **Sep. 4, 2001**

The ornamental design for an ornament tree, as shown and described.

(51) **LOC (7) Cl.** **11-05**

DESCRIPTION

(52) **U.S. Cl.** **D11/121; D11/118; D11/125**

(58) **Field of Search** **D19/97; D11/117, D11/121, 125, 118, 131, 157; 428/7-9, 18-20**

FIG. 1 is a perspective view showing the ornament tree of my new design;

FIG. 2 is a front elevation view thereof;

FIG. 3 is a left side elevation view thereof, the right side elevation view being a mirror image of the left side elevation view;

FIG. 4 is a rear elevation view thereof;

FIG. 5 is a top plan view thereof;

FIG. 6 is a bottom plan view thereof; and,


FIG. 7 is an offset elevation view thereof.

(56) **References Cited**

U.S. PATENT DOCUMENTS

D29,532 S	*	10/1898	Woglow	D19/97
D101,788 S	*	11/1936	Miltenberger	D11/118
2,325,191 A	*	7/1943	Mortimer	428/18
D180,969 S	*	9/1957	Swearingen	D11/125
3,844,873 A	*	10/1974	Dalske et al.	428/18

1 Claim, 6 Drawing Sheets






FIG. 1




FIG. 2




FIG. 3




FIG. 4

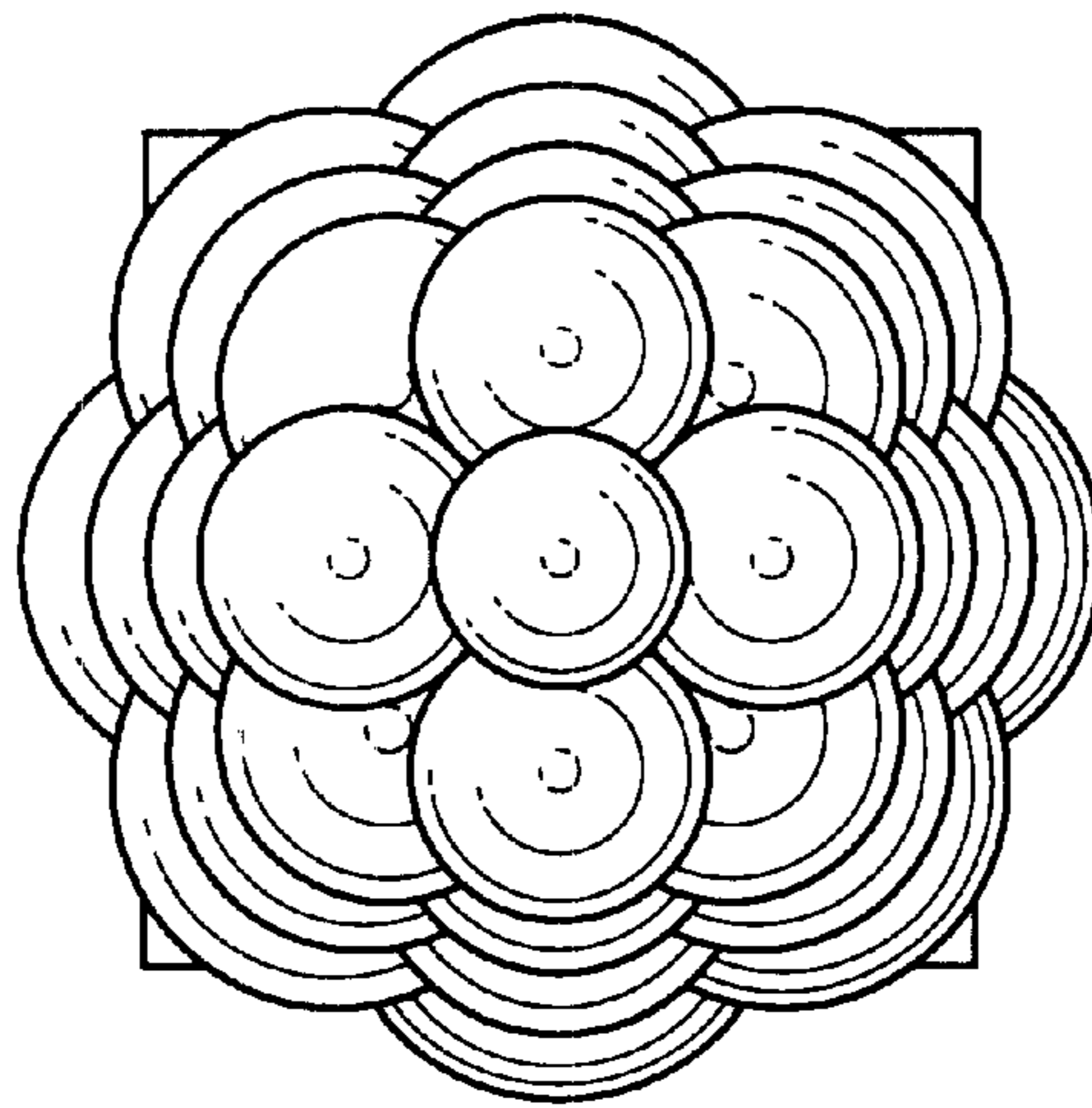


FIG. 5

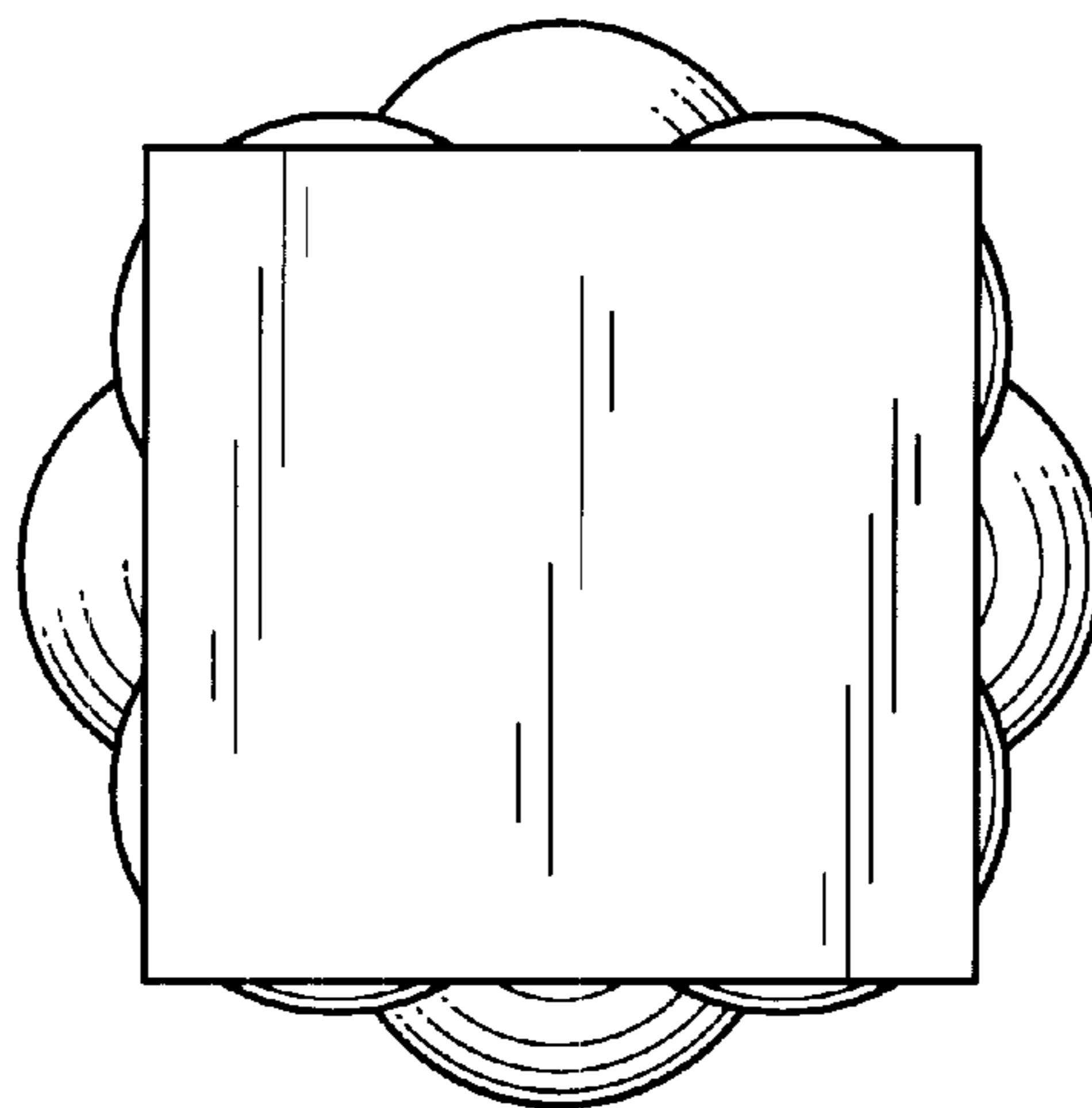


FIG. 6




FIG. 7