



US00D461141S

(12) **United States Design Patent**  
**Steiner**

(10) **Patent No.:** **US D461,141 S**

(45) **Date of Patent:** **\*\* Aug. 6, 2002**

(54) **GEMSTONE**

(76) Inventor: **Klaus Steiner**, Speckkarstrasse 57,  
A-6068 Mils (AT)

(\*\*) Term: **14 Years**

(21) Appl. No.: **29/150,014**

(22) Filed: **Oct. 30, 2001**

2,270,270 A	1/1942	Clare	
D268,653 S	* 4/1983	Sun	D11/121
D431,794 S	10/2000	Reisigl	D11/90
D435,477 S	12/2000	Kavalek	D11/90
D441,684 S	5/2001	Kavalek	D11/90
D442,114 S	* 5/2001	Greeff	D11/90
D442,513 S	5/2001	Kavalek	D11/90
D447,717 S	* 9/2001	Siebenberg	D11/90

\* cited by examiner

**Related U.S. Application Data**

(62) Division of application No. 29/138,697, filed on Mar. 20, 2001, now Pat. No. Des. 454,089.

(30) **Foreign Application Priority Data**

Sep. 21, 2000	(AT)	.....	MU 3921/2000
Sep. 21, 2000	(AT)	.....	MU 3935/2000
Sep. 21, 2000	(AT)	.....	MU 3942/2000

(51) **LOC (7) Cl.** ..... **11-01**

(52) **U.S. Cl.** ..... **D11/90**

(58) **Field of Search** ..... D11/1, 2, 26-29,  
D11/35, 36, 40-43, 79, 89-92; 63/1.11,  
15, 15.1, 26-28, 32

(56) **References Cited**

**U.S. PATENT DOCUMENTS**

D98,249 S \* 1/1936 Goldblatt ..... D11/90

*Primary Examiner*—Ralf Seifert  
(74) *Attorney, Agent, or Firm*—Wenderoth, Lind & Ponack,  
L.L.P.

(57) **CLAIM**

The ornamental design for a gemstone, as shown and described.

**DESCRIPTION**

FIG. 1 is a top view of the present invention;  
FIG. 2 is a side view of the present invention, with the opposite side view being similar;  
FIG. 3 is a bottom view of the present invention; and,  
FIG. 4 is a perspective view of the present invention.

**1 Claim, 1 Drawing Sheet**

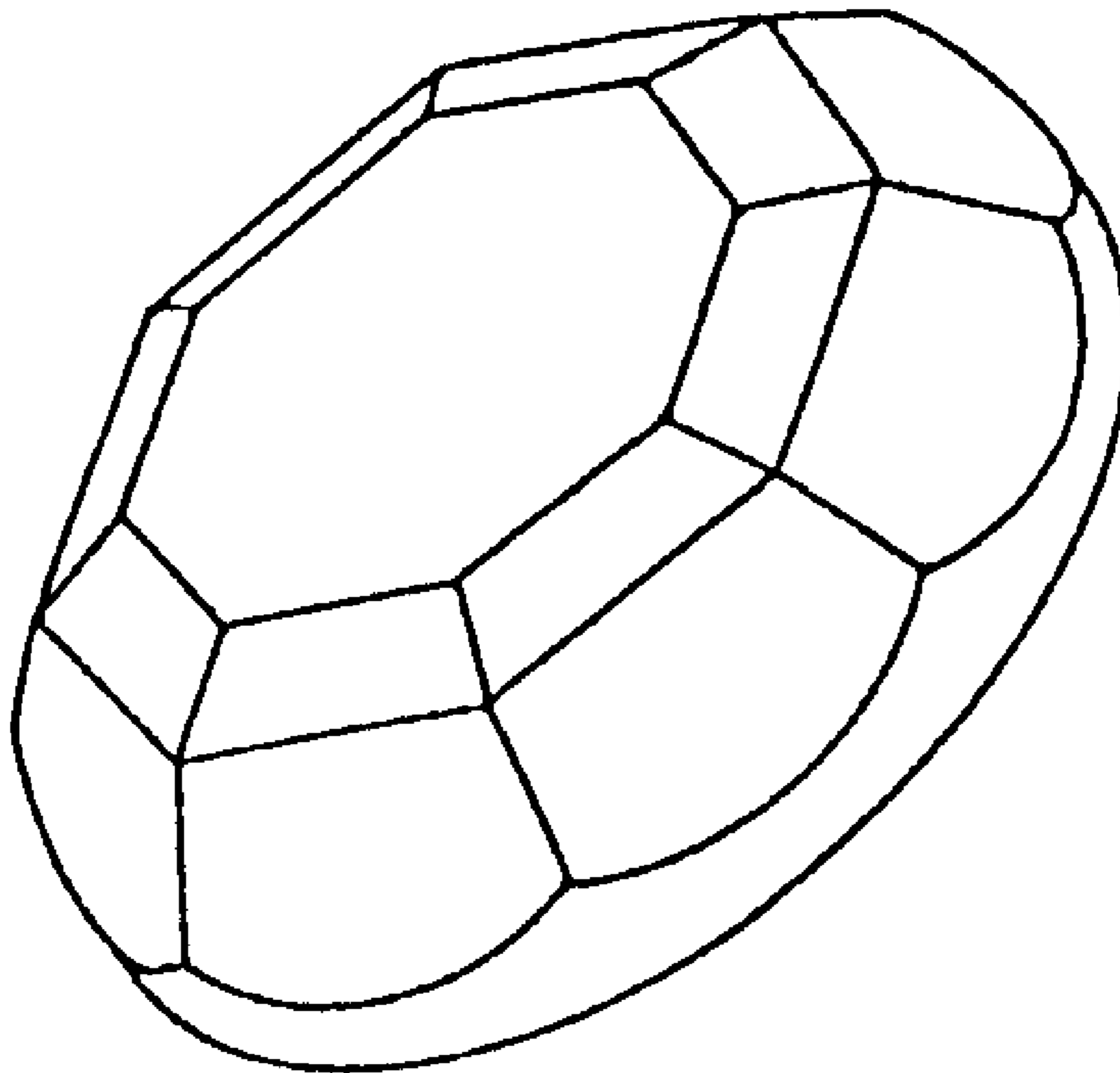


FIG. 1

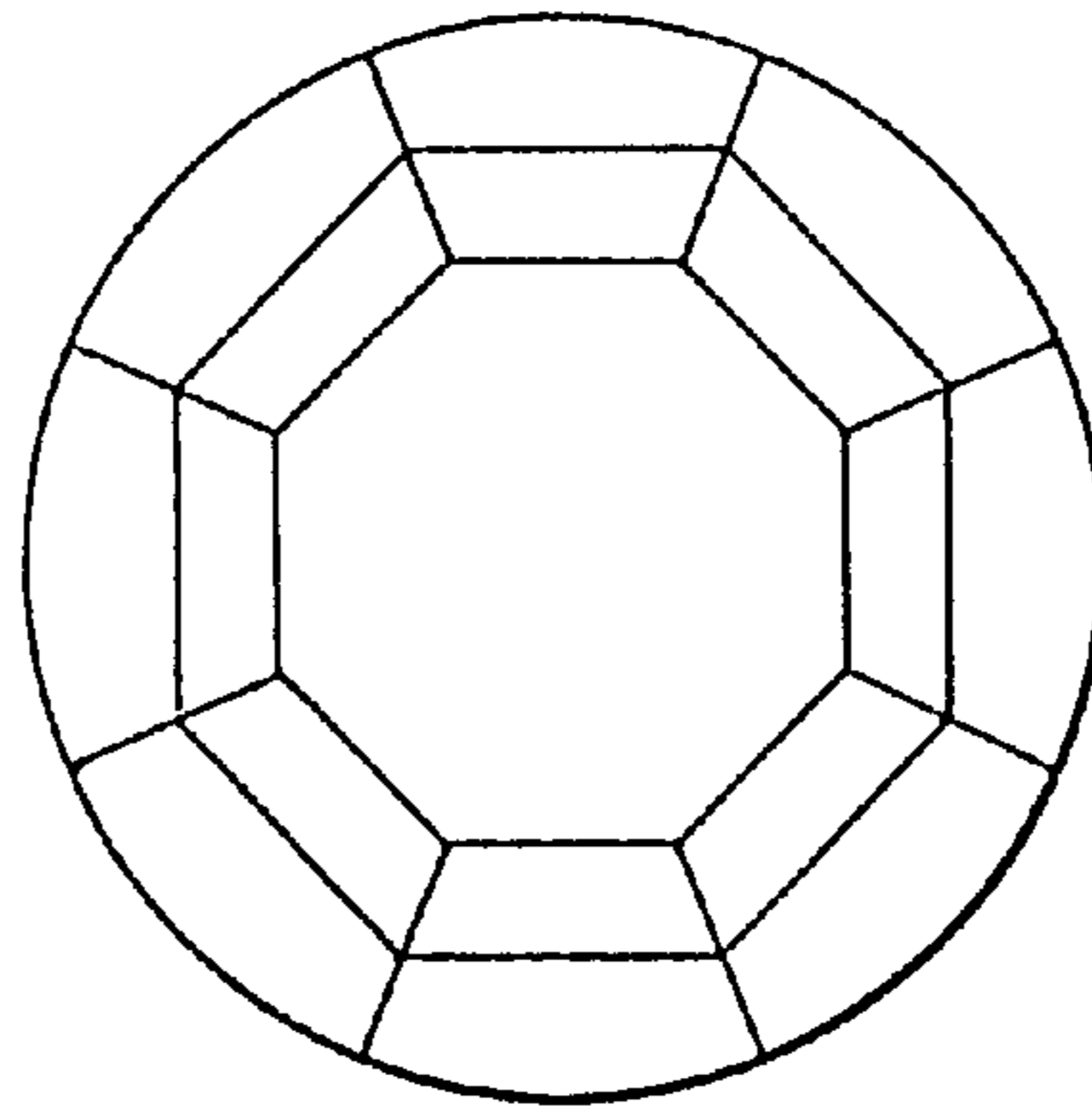


FIG. 2

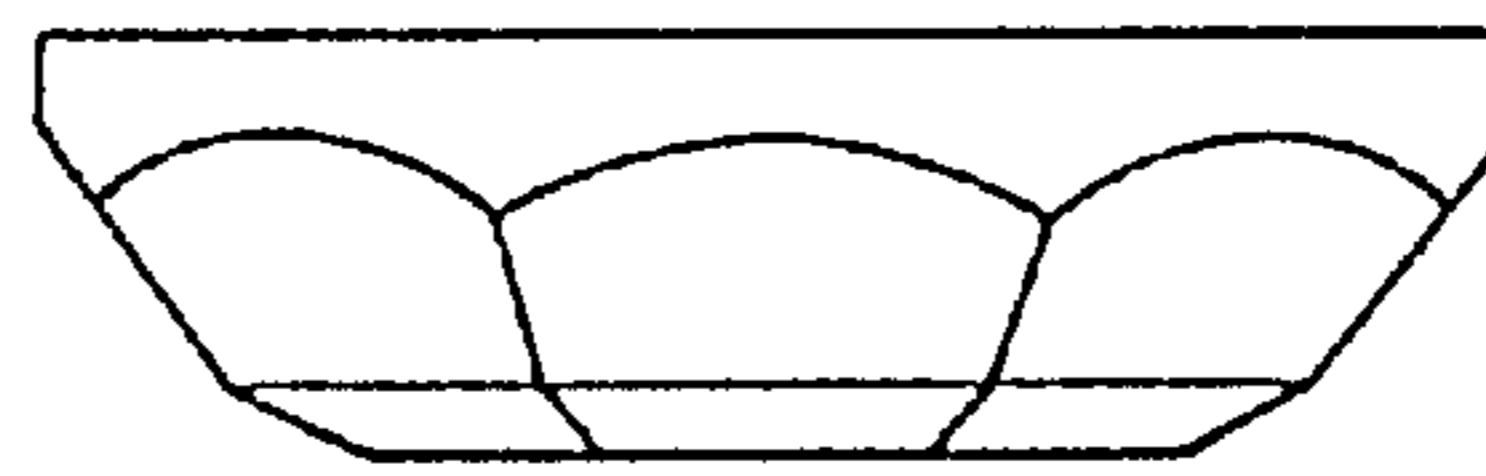


FIG. 3




FIG. 4

