



US00D461132S

(12) **United States Design Patent**
Woolston et al.

(10) **Patent No.:** **US D461,132 S**

(45) **Date of Patent:** **** Aug. 6, 2002**

(54) **HAIR COLOR ANALYZER PROBE**

(75) Inventors: **Robert Woolston**, Moreton Morrell;
Shane Alistair Day, Warwick, both of
(GB); **Ke Ming Quan**, West Chester,
OH (US); **Linda Helen Jacobs**,
Thatcham; **Tracy Stephens**, Warfield,
both of (GB)

(73) Assignee: **The Procter & Gamble Company**,
Cincinnati, OH (US)

(**) Term: **14 Years**

(21) Appl. No.: **29/139,051**

(22) Filed: **Mar. 23, 2001**

(30) **Foreign Application Priority Data**

Sep. 25, 2000 (GB) 2096045

(51) **LOC (7) Cl.** **10-04**

(52) **U.S. Cl.** **D10/46; D10/78; D10/83**

(58) **Field of Search** **D10/46, 78, 83;**
73/73, 865.8; 132/212; 219/222; 324/694,
696

(56) **References Cited**

U.S. PATENT DOCUMENTS

5,170,669 A * 12/1992 Kawano 73/847

5,857,379 A * 1/1999 Lulofs et al. 73/73

* cited by examiner

Primary Examiner—Antoine Duval Davis

(74) *Attorney, Agent, or Firm*—Jack L. Oney, Jr.

(57) **CLAIM**

The ornamental design for a hair color analyzer probe, as shown and described.

DESCRIPTION

FIG. 1 is a left side elevational view of said hair color analyzer probe, embodying our new design;
FIG. 2 is a top elevational view of said hair color analyzer probe;
FIG. 3 is a bottom elevational view of said hair color analyzer probe;
FIG. 4 is a right side elevational view of said hair color analyzer probe;
FIG. 5 is a perspective view of said hair color analyzer probe with the top attached;
FIG. 6 is a perspective view of said hair color analyzer probe with the top removed;
FIG. 7 is a front-end elevational view of said hair color analyzer probe;
FIG. 8 is a back-end elevational view of said hair color analyzer probe;
FIG. 9 is a perspective view of said hair color analyzer probe with the top removed;
FIG. 10 is a perspective view of said hair color analyzer probe with the top attached;
FIG. 11 is a top perspective view of said hair color analyzer probe; and,
FIG. 12 is a side perspective view of said hair color analyzer probe.

1 Claim, 3 Drawing Sheets

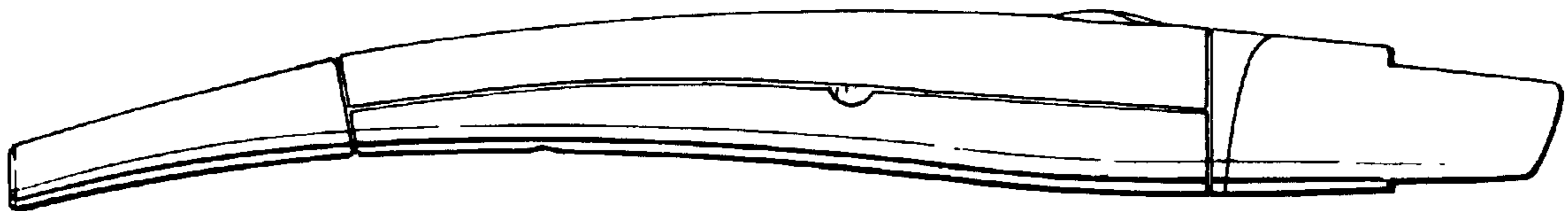




Fig.1.




Fig.2.



Fig.3.

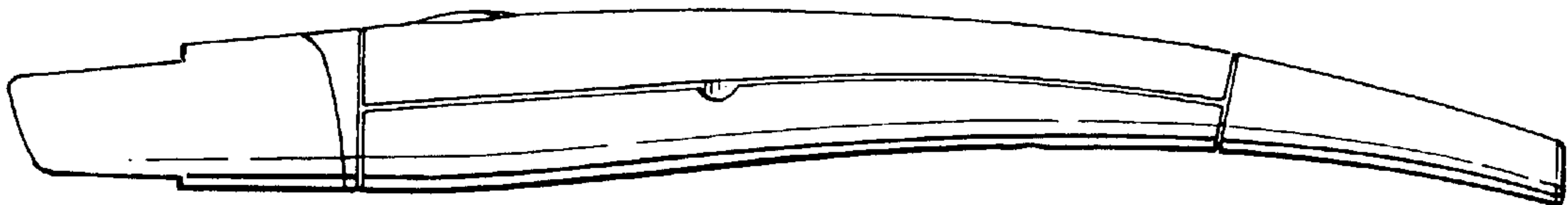


Fig.4.




Fig.5.




Fig.6.



Fig.7.



Fig.8.

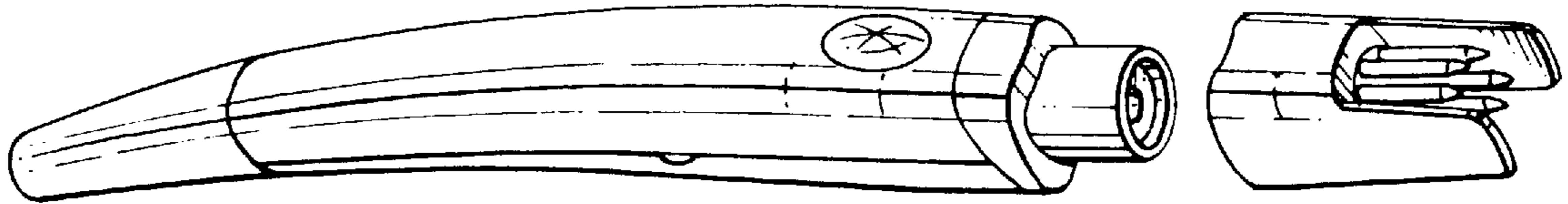


Fig. 9.




Fig. 10.




Fig. 11.

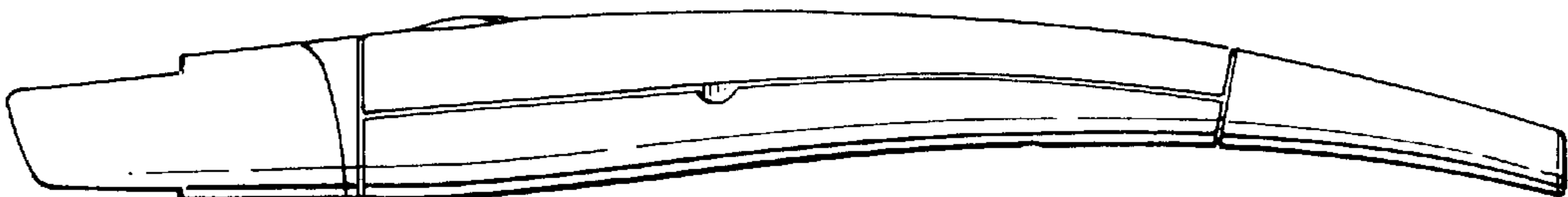


Fig. 12.