



US00D461131S

(12) **United States Design Patent**
Leray et al.

(10) **Patent No.:** **US D461,131 S**

(45) **Date of Patent:** **** Aug. 6, 2002**

(54) **MULTI-COMPARTMENT CONTAINER**

(75) Inventors: **Anne-Gaëlle Leray; Jean François Patrick Etesse**, both of Brussels (BE)

(73) Assignee: **The Procter & Gamble Company**, Cincinnati, OH (US)

(**) Term: **14 Years**

(21) Appl. No.: **29/153,213**

(22) Filed: **Jan. 2, 2002**

Related U.S. Application Data

(62) Division of application No. 29/134,221, filed on Dec. 15, 2000.

(30) **Foreign Application Priority Data**

Jun. 15, 2000 (GB) 2093506

(51) **LOC (7) Cl.** **09-01**

(52) **U.S. Cl.** **D9/524; D9/531**

(58) **Field of Search** D6/545; D7/306, D7/312-313; D9/341, 347-348, 516, 523-528, 531, 540, 575; D23/202; 215/381-384, 396, 398, 400, 6; 222/94, 465.1, 185.1

(56) **References Cited**

U.S. PATENT DOCUMENTS

3,372,846 A * 3/1968 Berkus D9/527
D219,642 S * 1/1971 Prahs D9/347
D305,981 S * 2/1990 Levee D7/313

D315,867 S * 4/1991 Hestehave et al. D9/341
D316,205 S * 4/1991 Conrad D7/305
D325,871 S * 5/1992 Hestehave et al. D9/520
5,165,576 A * 11/1992 Hickerson D9/347 X
D339,022 S * 9/1993 McGinnis et al. D7/306
D346,113 S * 4/1994 Ferguson et al. D9/347
D354,414 S * 1/1995 Westgerdes D7/313
5,433,346 A * 7/1995 Howe 222/94
D361,509 S * 8/1995 Dull et al. D9/347
D363,019 S * 10/1995 Arnold et al. D9/347
D370,379 S * 6/1996 Klein et al. D7/313

* cited by examiner

Primary Examiner—Ted Shooman

Assistant Examiner—Carol Rademaker

(74) *Attorney, Agent, or Firm*—Jeffrey V. Bamber

(57) **CLAIM**

The ornamental design for a multi-compartment container, as shown and described.

DESCRIPTION

FIG. 1 is a perspective view of a multi-compartment container of the new design;

FIG. 2 is a rear elevational view thereof;


FIG. 3 is a side elevational view thereof, the opposite side elevational view being a mirror image thereof;

FIG. 4 is a front elevational view thereof; and,

FIG. 5 is a top planar view thereof.

The broken lines shown in the drawings are for illustrative purposes only and form no part of the claimed design.

1 Claim, 1 Drawing Sheet



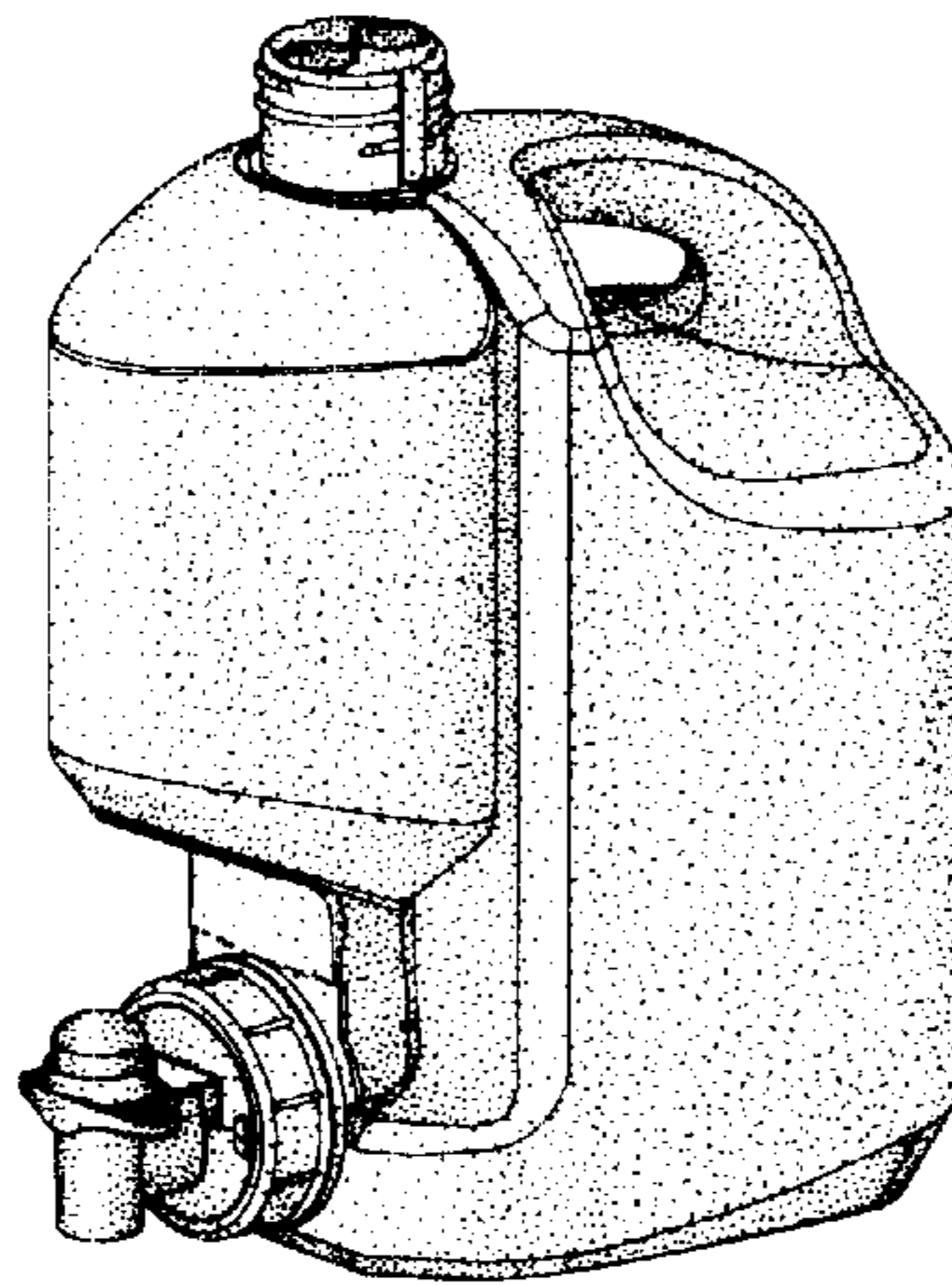


Fig. 1

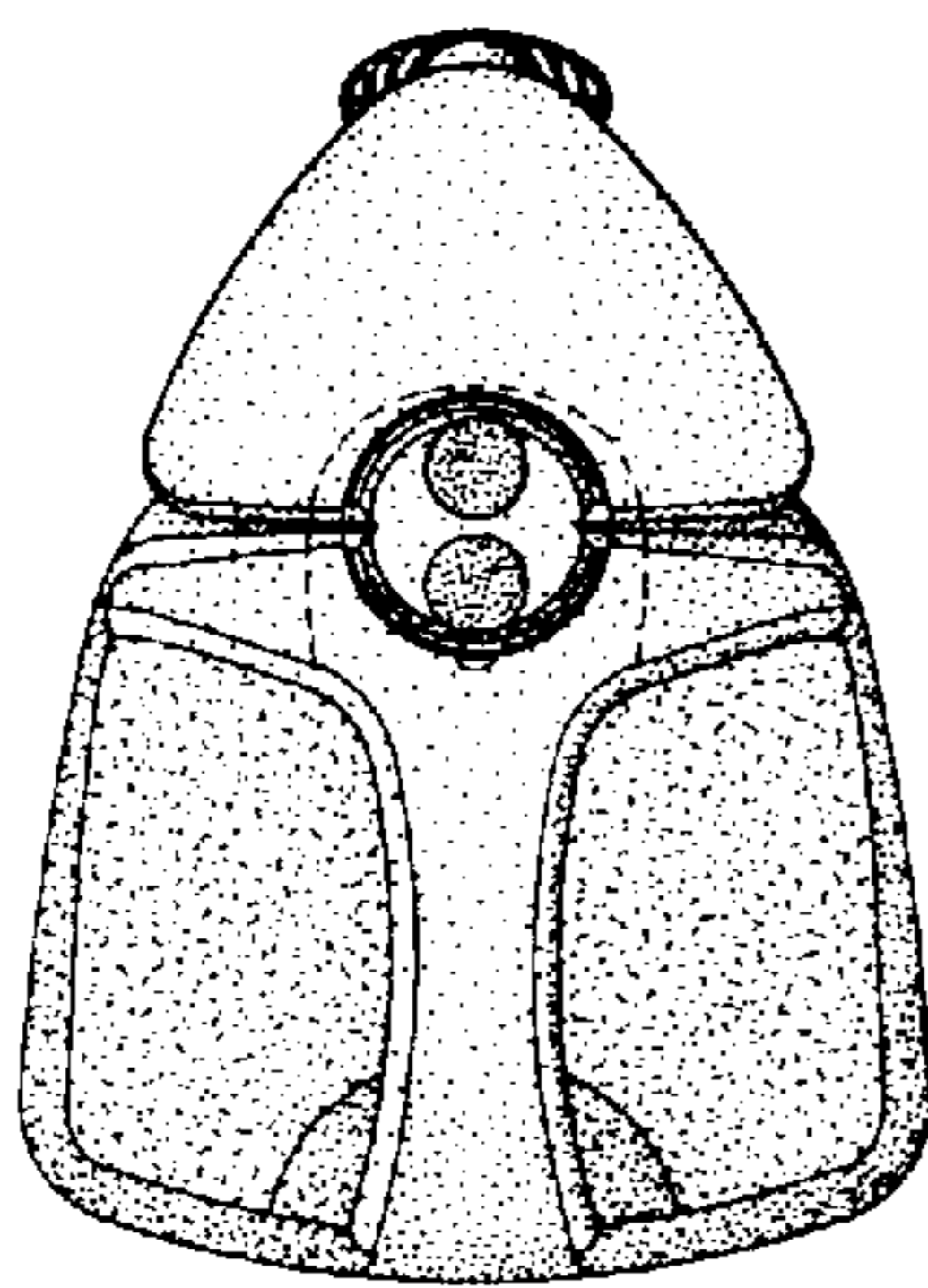


Fig. 5

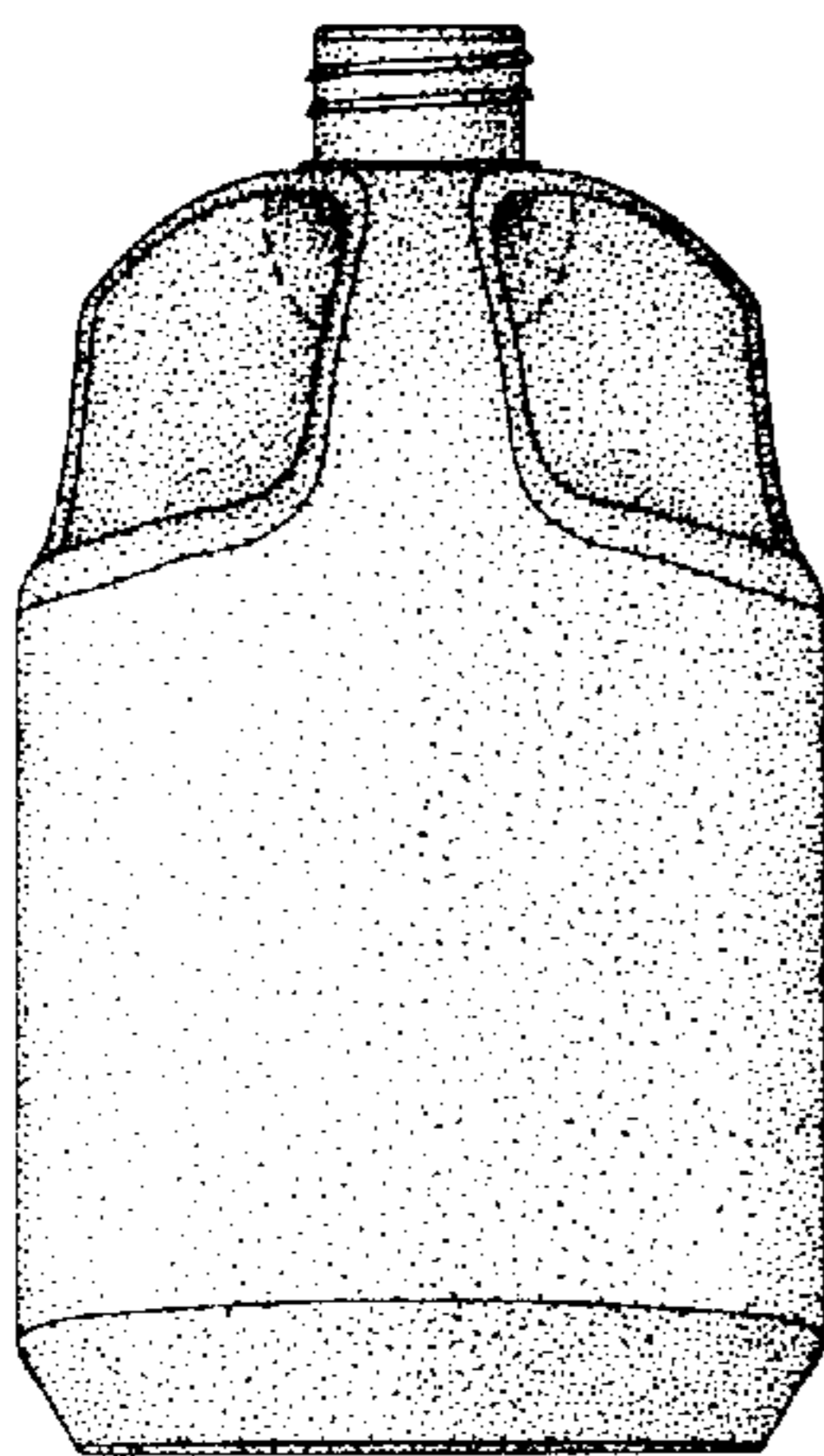


Fig. 2

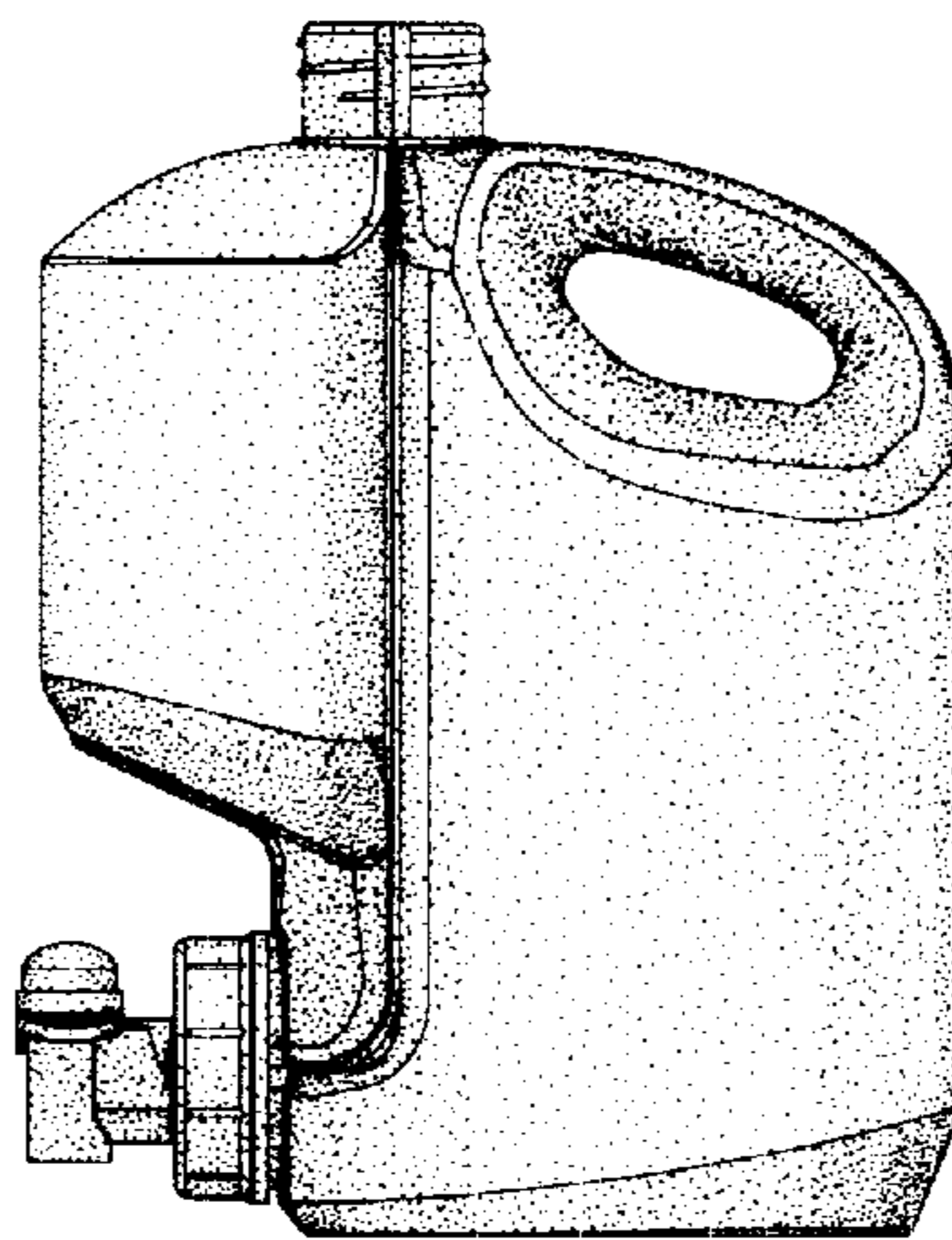


Fig. 3

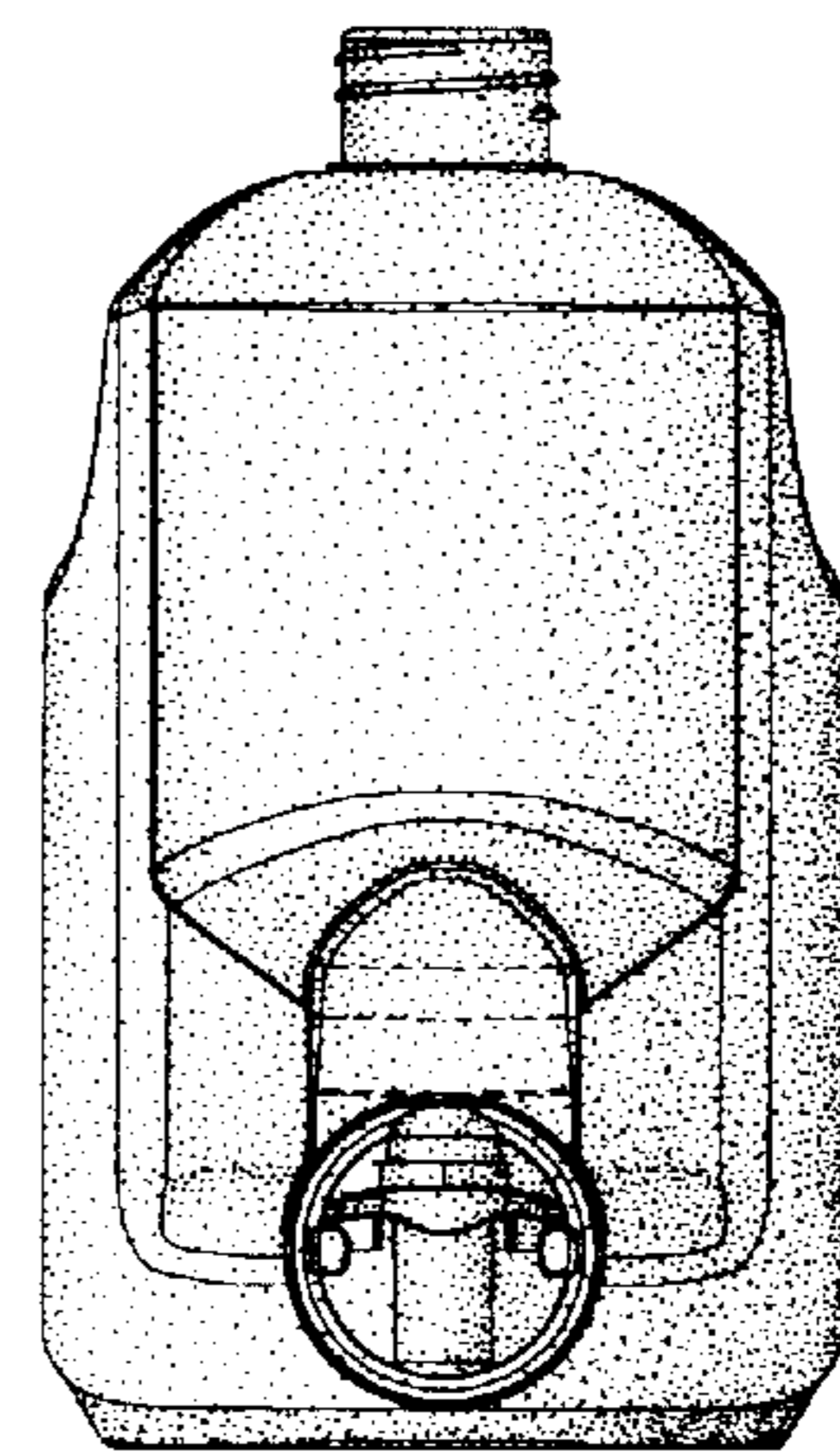


Fig. 4