



US00D461128S

(12) **United States Design Patent**  
**Kardush**

(10) **Patent No.:** **US D461,128 S**

(45) **Date of Patent:** **\*\* Aug. 6, 2002**

(54) **TOE RING PAD**

(75) **Inventor:** **Jaqueline S. Kardush**, Fresh Meadows,  
NY (US)

(73) **Assignee:** **Jacmel Jewelry Inc.**, NY (US)

(\*\*) **Term:** **14 Years**

(21) **Appl. No.:** **29/145,579**

(22) **Filed:** **Jul. 25, 2001**

(51) **LOC (7) Cl.** ..... **09-07**

(52) **U.S. Cl.** ..... **D9/457**

(58) **Field of Search** ..... D9/434, 457; 206/348,  
206/486, 487, 495, 6.1

4,880,117 A	*	11/1989	Graganese	.....	206/487
5,078,264 A	*	1/1992	Garganese	.....	206/6.1
D331,702 S	*	12/1992	Feibelman	.....	D9/457
D400,104 S	*	10/1998	Ash et al.	.....	D9/457
6,205,688 B1	*	3/2001	Groser-Samuels	.....	206/6.1
D449,992 S	*	11/2001	Blackburn	.....	D9/457

\* cited by examiner

*Primary Examiner*—Dominic Simone

(74) *Attorney, Agent, or Firm*—Gottlieb, Rackman & Reisman, P.C.

(57) **CLAIM**

The ornamental design for a toe ring pad, as shown and described.

**DESCRIPTION**

FIG. 1 is a front elevation view of the toe ring pad showing my new design;

FIG. 2 is a top plan view of FIG. 1;

FIG. 3 is a right side elevational view of FIG. 1;

FIG. 4 is a left side elevational view of FIG. 1

FIG. 5 is a rear elevational view of FIG. 1; and,

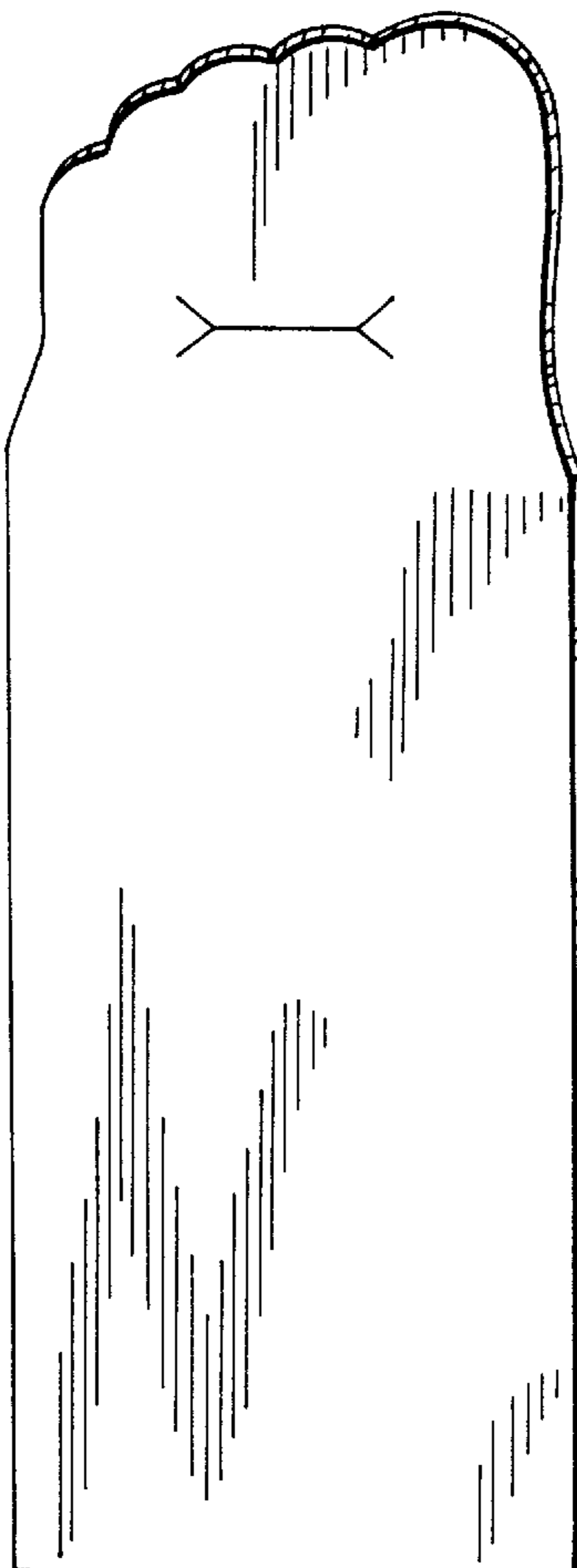
FIG. 6 is a bottom plan view of FIG. 1.

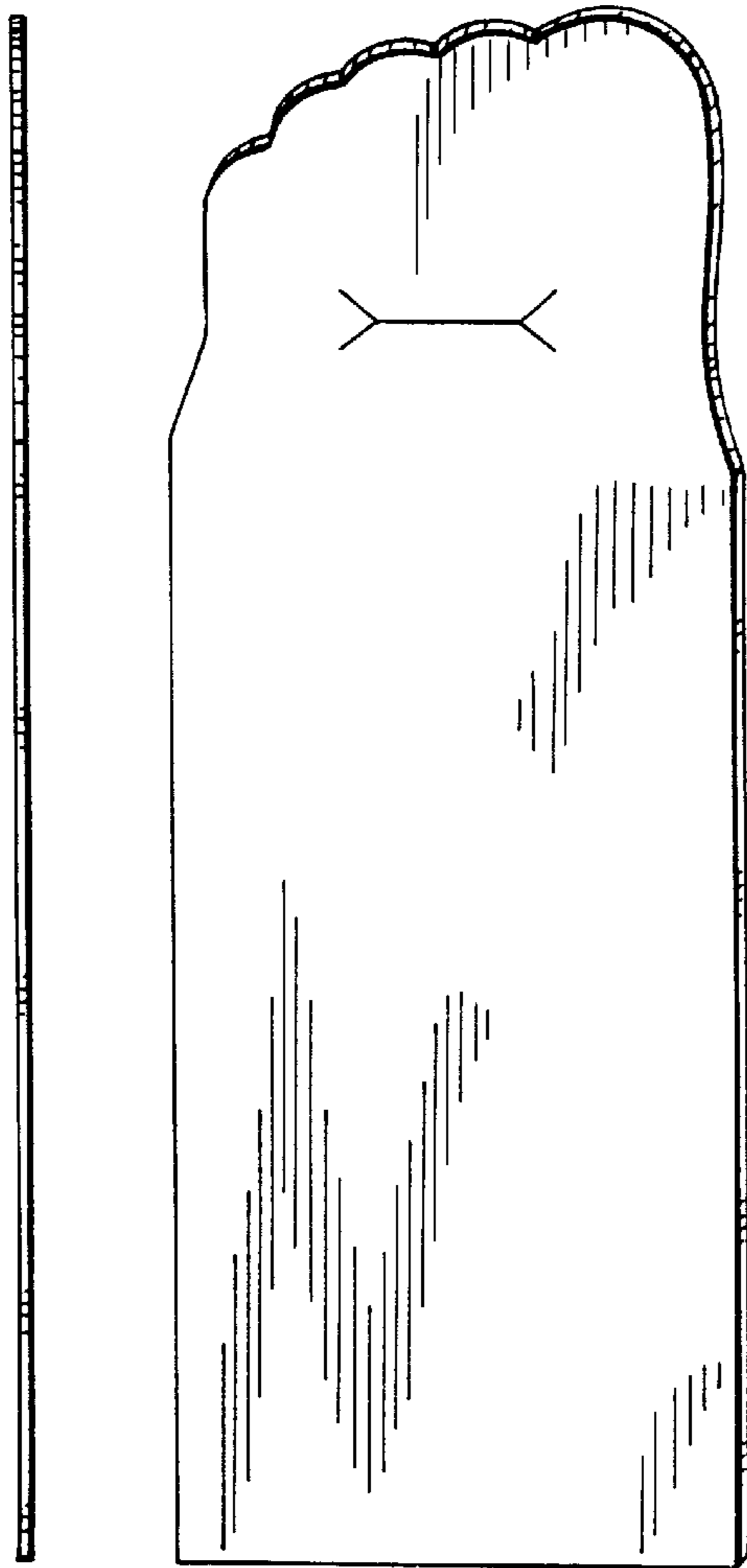
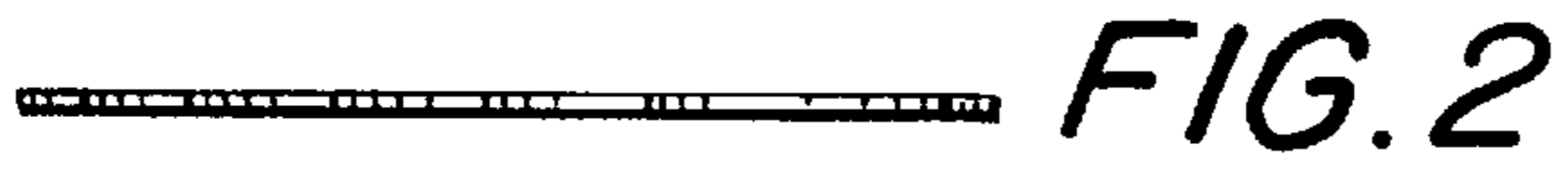
(56) **References Cited**

**U.S. PATENT DOCUMENTS**

D28,713 S	*	5/1898	Hills	.....	D9/457
D52,818 S	*	12/1918	Flannery, Jr.	.....	D9/457
1,639,672 A	*	8/1927	Schraysshuen	.....	206/348
D128,971 S	*	8/1941	Thatcher	.....	D9/457
D134,114 S	*	10/1942	Goshorn	.....	D9/457
D250,996 S	*	2/1979	Glaser	.....	D9/457
D271,470 S	*	11/1983	Lauck	.....	D9/457

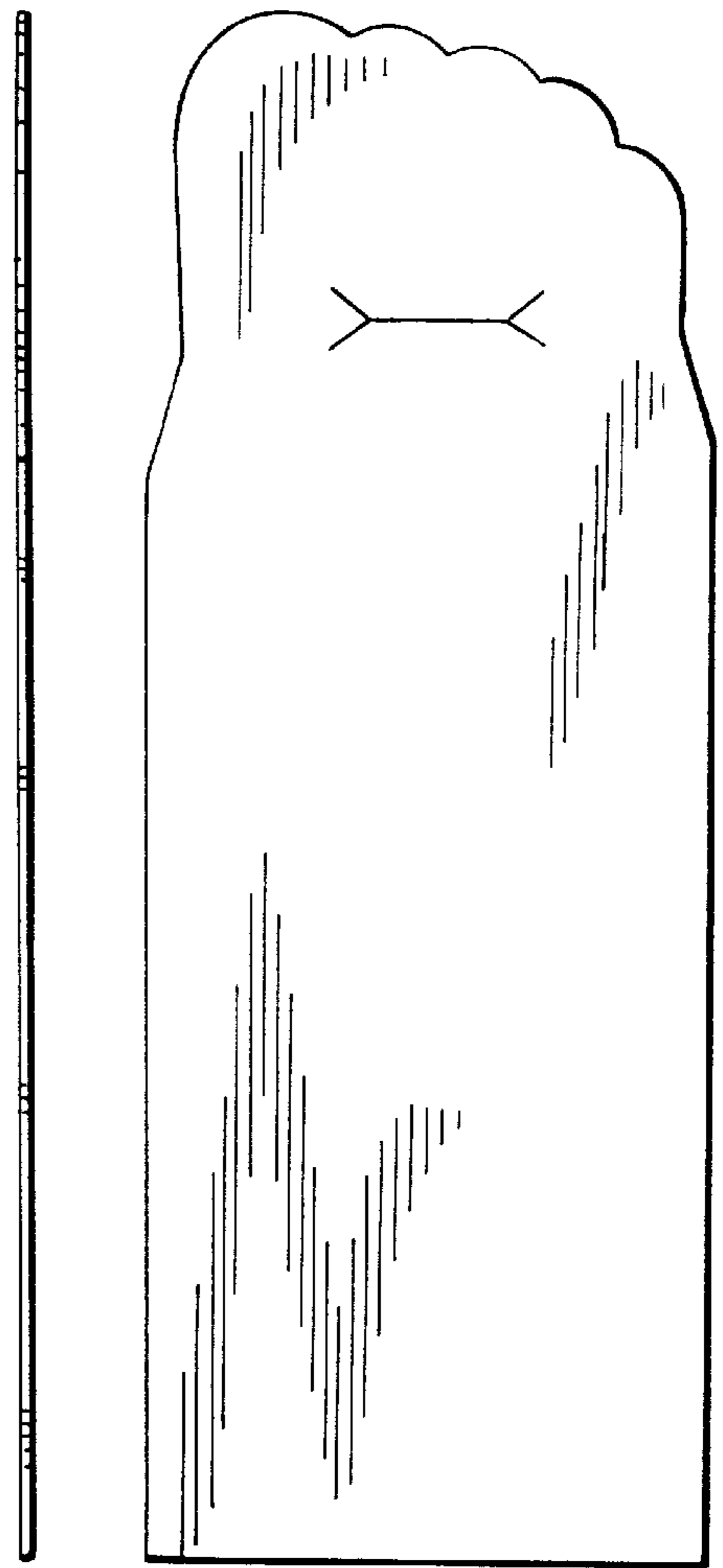
**1 Claim, 1 Drawing Sheet**






*FIG. 3*

*FIG. 1*



*FIG. 4*

*FIG. 5*



*FIG. 6*