



US00D461125S

(12) **United States Design Patent**
Decello et al.

(10) **Patent No.: US D461,125 S**

(45) **Date of Patent: ** Aug. 6, 2002**

(54) **BOX**
(75) Inventors: **Thomas Decello**, Spring Grove; **Kevin Robinson**, Media, both of PA (US)
(73) Assignee: **Oxford Innovations**, New Oxford, PA (US)
(**) Term: **14 Years**
(21) Appl. No.: **29/145,932**
(22) Filed: **Aug. 2, 2001**

3,365,134 A	1/1968	Oberreich	
3,396,896 A *	8/1968	Russell	229/23
3,727,826 A	4/1973	Shepherd	
3,784,083 A	1/1974	Pfaffendorf et al.	
3,869,077 A	3/1975	Tuura	
4,058,206 A	11/1977	Morse et al.	
4,058,249 A	11/1977	Buck	
4,166,529 A	9/1979	Adamek	
4,184,625 A	1/1980	Stollberg et al.	
4,211,322 A	7/1980	Crescenzi et al.	
4,213,559 A	7/1980	Meyers	
4,335,843 A	6/1982	Kent	

(List continued on next page.)

(51) **LOC (7) Cl. 09-03**
(52) **U.S. Cl. D9/432**
(58) **Field of Search** D9/432, 341, 414, D9/418, 433, 499; 206/216, 223, 459.1, 527, 557, 775-776, 782-784; 220/4.01, 4.21, 4.24, 23.83, 500-503, 505, 507, 523, 62, 260, 256, 890; 229/100, 120.02-120.03, 120.08, 120.24, 121-122, 162, 183, 190, 198.2, 800, 120.18

FOREIGN PATENT DOCUMENTS

DE	29 18 370	11/1980
EP	344 652 A	12/1989
FR	1.253.920	1/1961
FR	2488 568	2/1982
GB	2 220 406 A	1/1990
IT	640355	5/1962
WO	WO 98/39238	9/1998

Primary Examiner—James Gandy
Assistant Examiner—Daniel Bui
(74) *Attorney, Agent, or Firm*—Burns, Doane, Swecker & Mathis, L.L.P.

(56) **References Cited**

U.S. PATENT DOCUMENTS

414,538 A	11/1889	Hoer
1,158,558 A	11/1915	Rosenfeld
2,301,310 A	11/1942	Messer
2,349,241 A	5/1944	Arneson
2,353,298 A	7/1944	Dorfman
2,635,802 A	4/1953	Belsinger
2,675,166 A	4/1954	Main
2,747,732 A	5/1956	Fischer
2,757,853 A	8/1956	Main
2,864,545 A	12/1958	Royce
2,918,205 A	12/1959	Zeitter
RE25,050 E	10/1961	Hamilton
3,014,635 A	12/1961	Mairs et al.
3,031,125 A	4/1962	Felton
3,054,549 A	9/1962	Humphrey
3,092,299 A	6/1963	Hasselhoff
3,143,275 A	8/1964	Diggs
3,148,824 A	9/1964	Foster et al.
3,162,350 A	12/1964	Miller

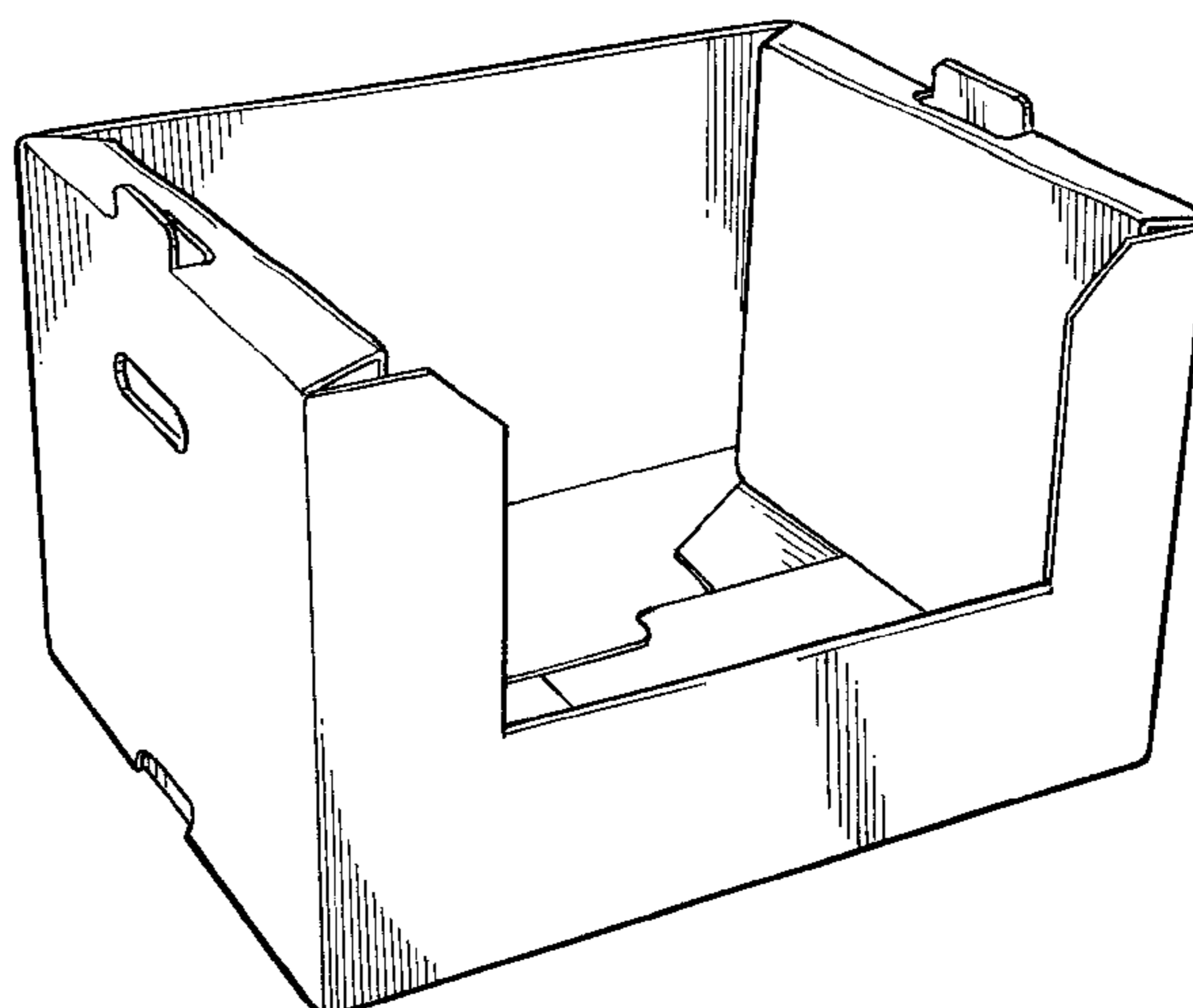
(57) **CLAIM**

The ornamental design for a box, as shown and described.

DESCRIPTION

FIG. 1 is a front, side perspective view of a box showing my new design;
FIG. 2 is a front view thereof;
FIG. 3 is a rear view thereof;
FIG. 4 is a bottom plan view thereof, with the front wall at the top of the figure.
FIG. 5 is a left side view thereof;
FIG. 6 is a right side view thereof; and,
FIG. 7 is a top plan view thereof, with the back wall at the top of the figure.

1 Claim, 4 Drawing Sheets



US D461,125 S

Page 2

U.S. PATENT DOCUMENTS

4,369,913 A	1/1983	Muise			
4,896,825 A	1/1990	Moeller			
4,907,693 A	3/1990	Child			
5,039,002 A	8/1991	Spamer			
5,141,149 A	8/1992	Fulton			
5,277,360 A *	1/1994	DeMott	229/122	
5,335,844 A	8/1994	Young			
5,390,847 A	2/1995	Young			
5,413,276 A	5/1995	Sheffer			
5,505,371 A *	4/1996	O'Neill	229/120.26	
5,522,628 A	6/1996	Fillis			
5,524,815 A	6/1996	Sheffer			
5,535,941 A	7/1996	Garza			
5,664,726 A	9/1997	Opper			
5,718,337 A *	2/1998	Carr et al.	206/554	
D399,739 S	10/1998	Sheffer			
D399,740 S	10/1998	Sheffer			
D399,741 S	10/1998	Sheffer			
5,826,728 A	10/1998	Sheffer			
5,839,650 A	11/1998	Sheffer			
D415,680 S	10/1999	Sheffer			
6,029,886 A	2/2000	Sheffer			
6,098,873 A	8/2000	Sheffer			
6,116,498 A	9/2000	Sheffer			
6,158,653 A	12/2000	Kanter et al.			
6,311,891 B1 *	11/2001	Gardner	229/120.24	

* cited by examiner

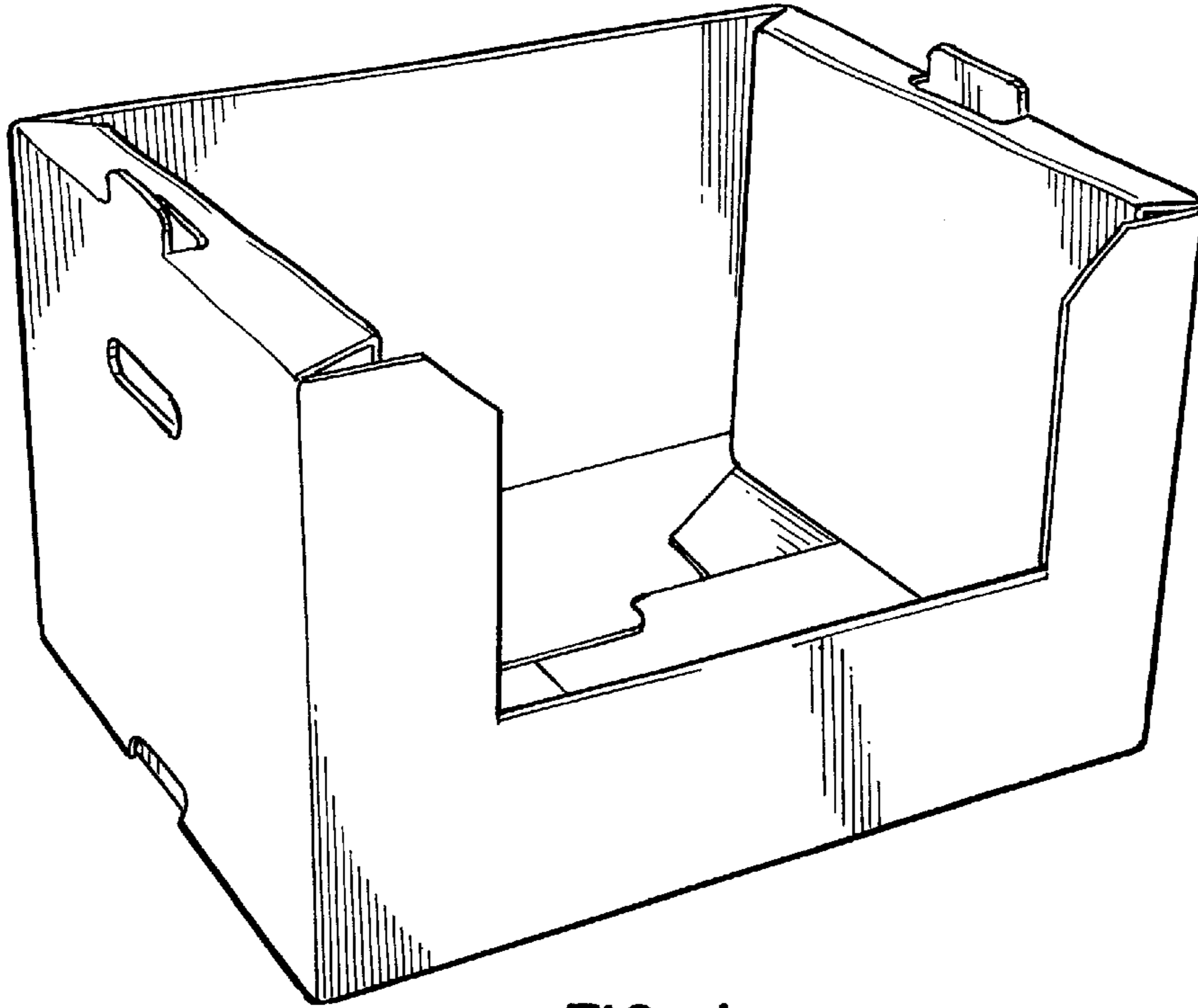


FIG. 1

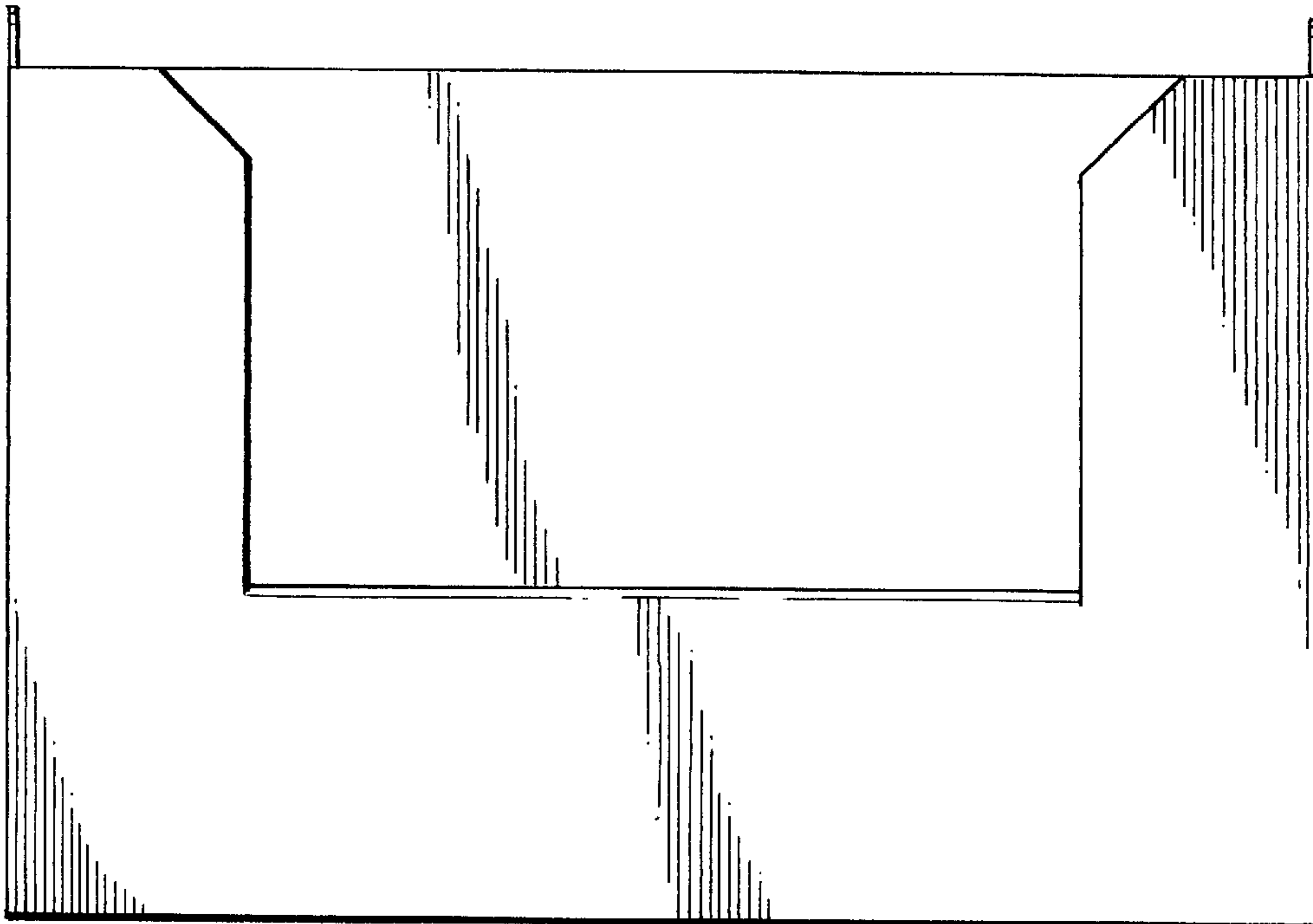


FIG. 2

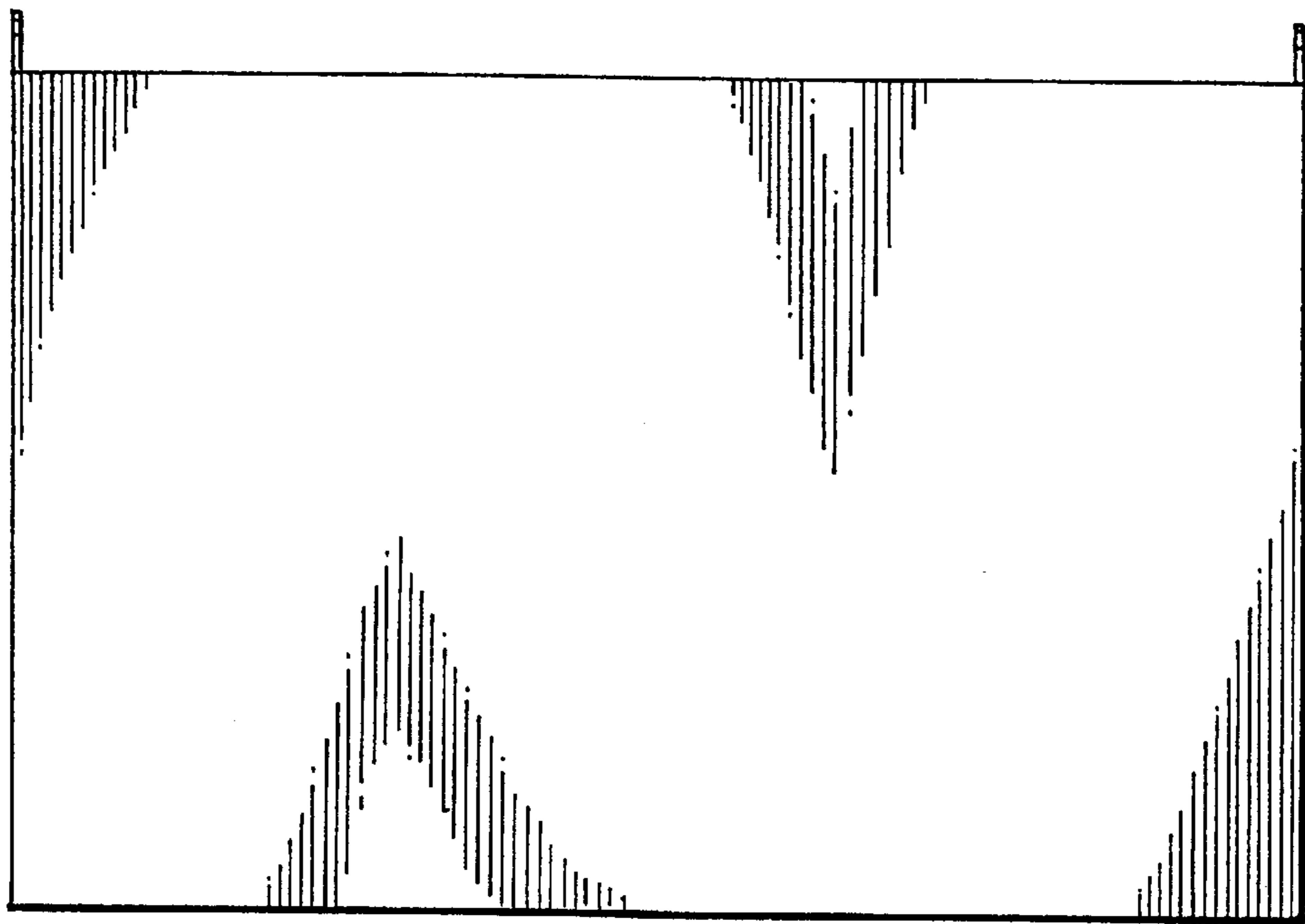


FIG. 3

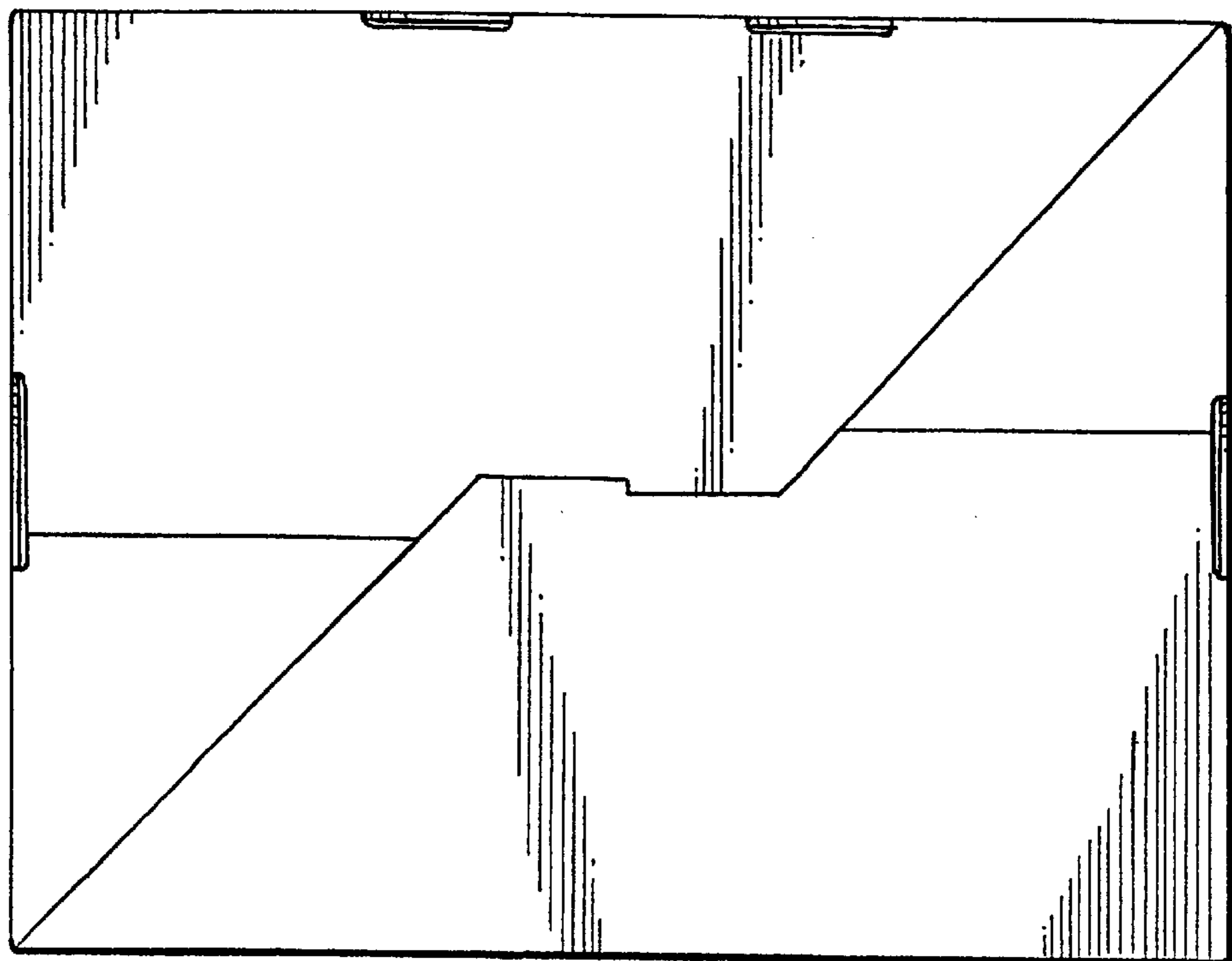


FIG. 4

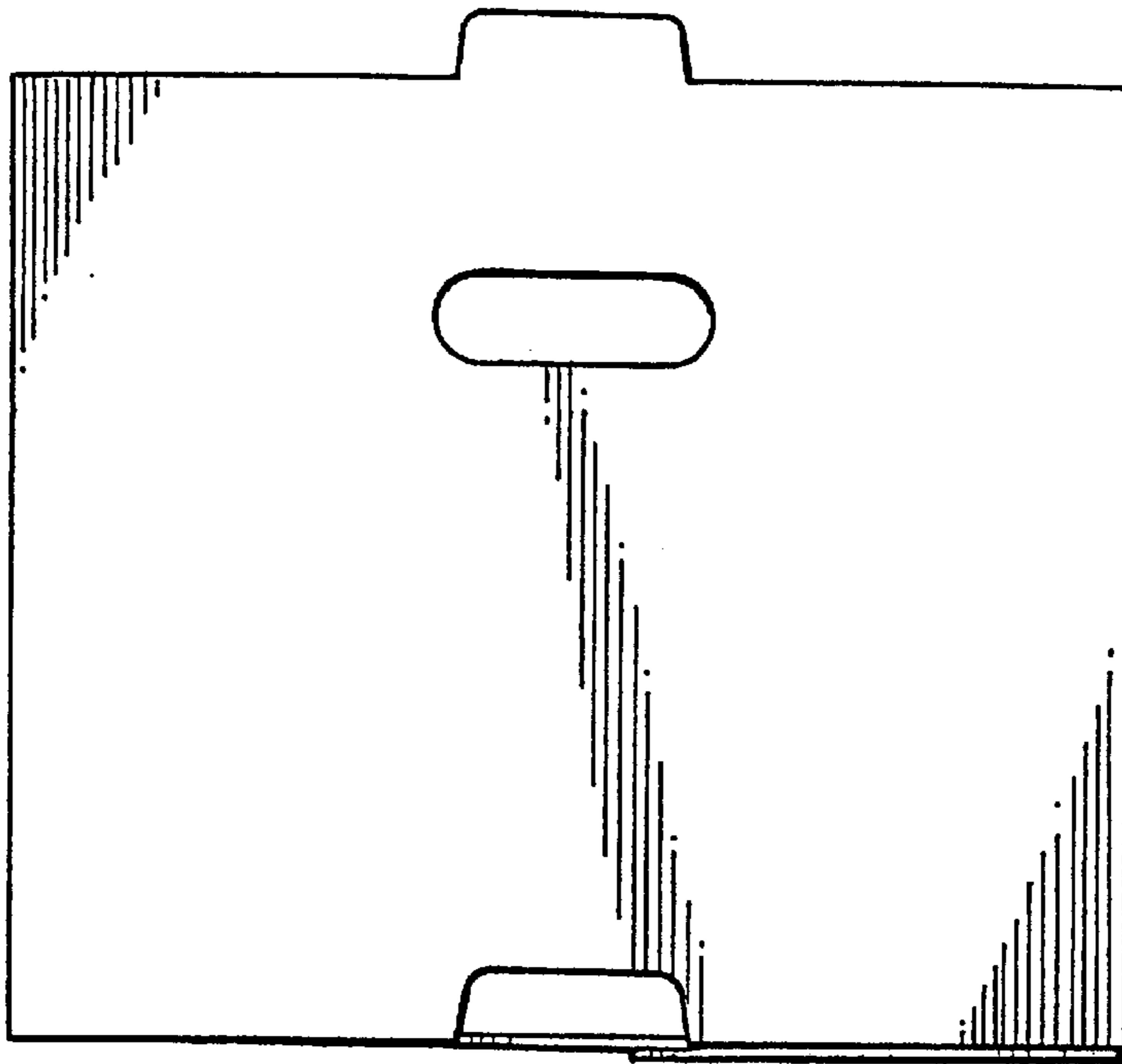


FIG. 5

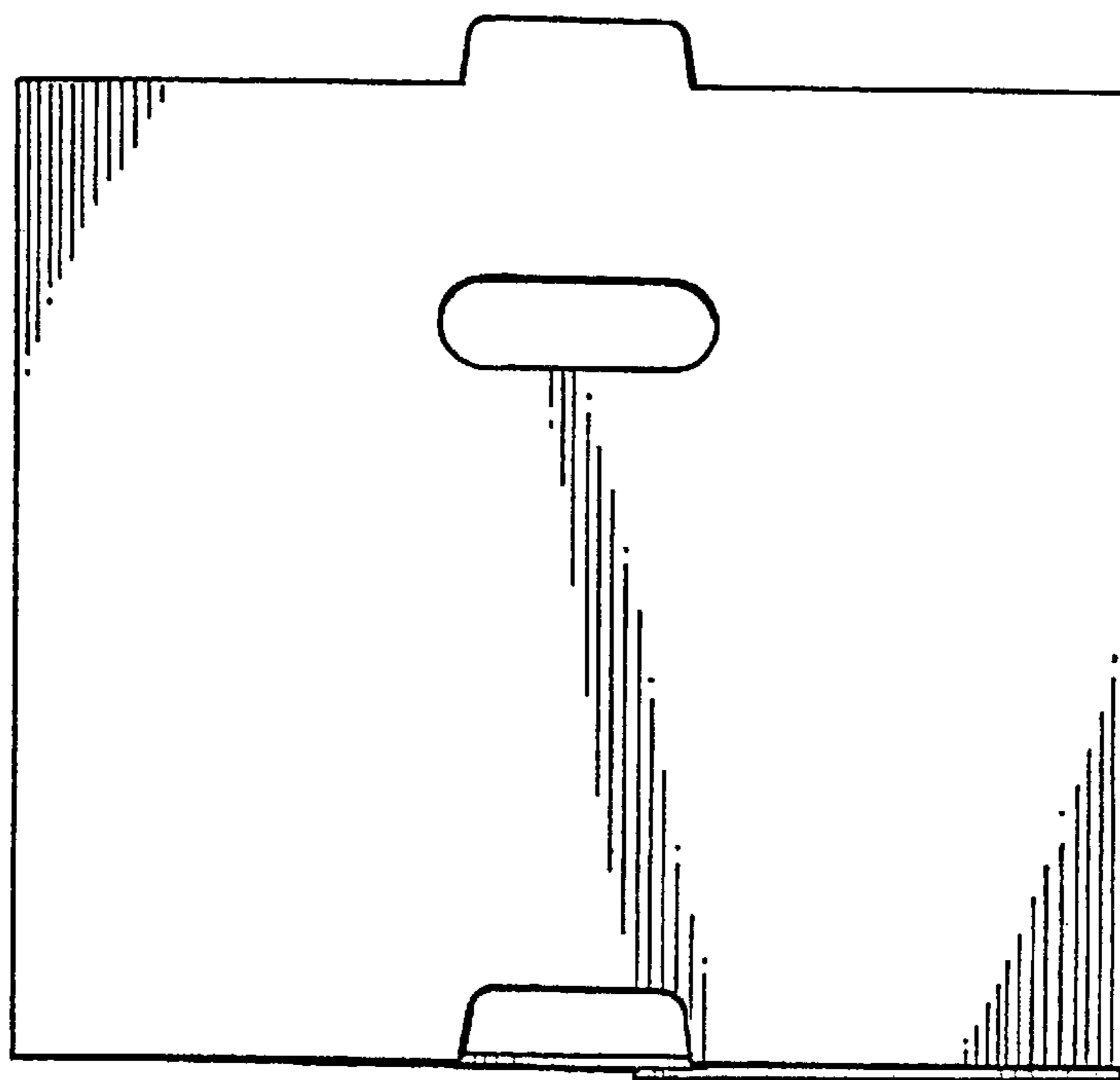


FIG. 6

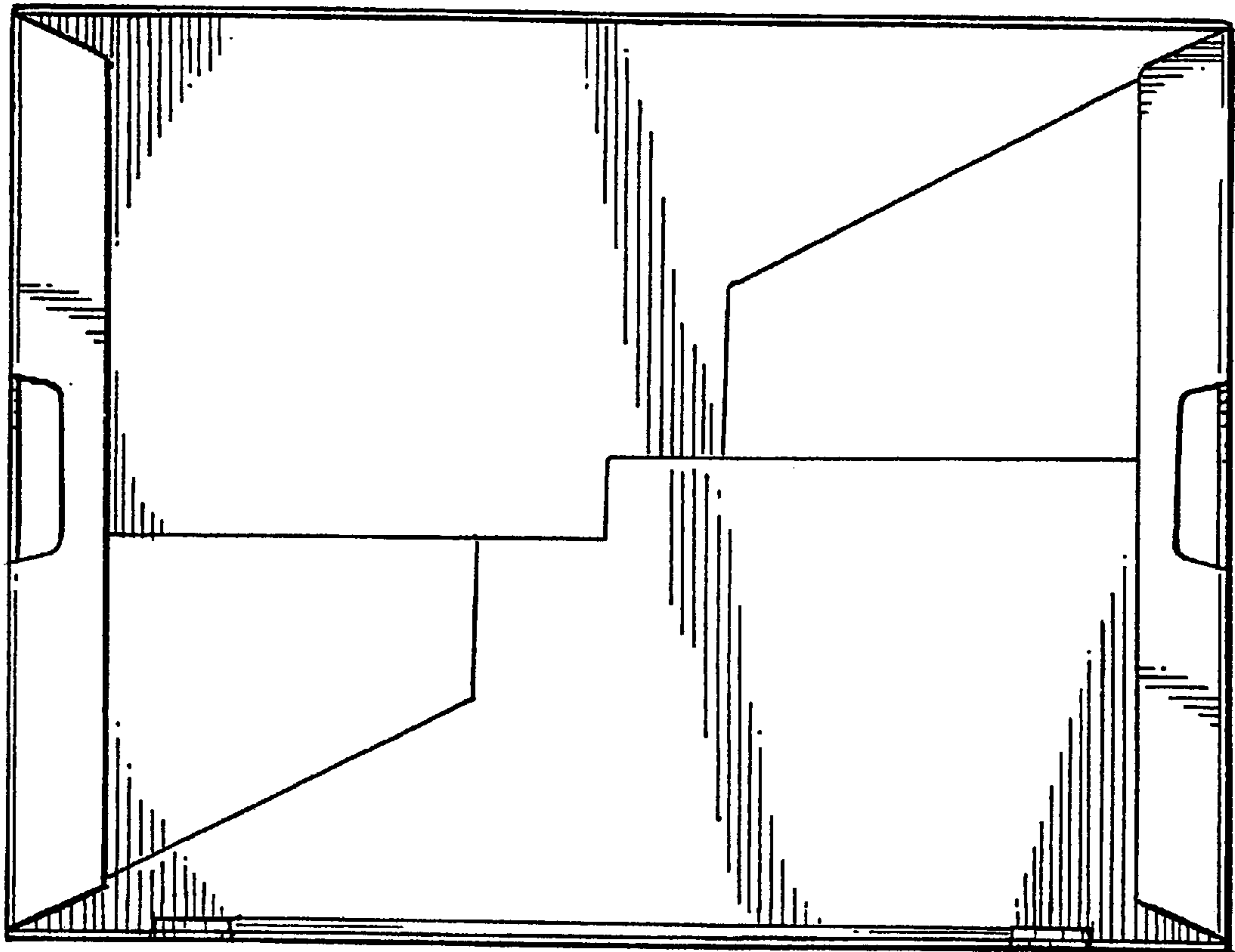


FIG. 7