



US00D461111S

(12) **United States Design Patent**
Gartner

(10) **Patent No.:** **US D461,111 S**

(45) **Date of Patent:** **** Aug. 6, 2002**

(54) **HANDLE WITH INPUT AND BATTERY COMPARTMENT**

(75) **Inventor:** **Klaus W. Gartner**, Torrance, CA (US)

(73) **Assignee:** **U-Code, Inc.**, Torrance, CA (US)

(**) **Term:** **14 Years**

(21) **Appl. No.:** **29/129,609**

(22) **Filed:** **Sep. 18, 2000**

(51) **LOC (7) Cl.** **08-06**

(52) **U.S. Cl.** **D8/301; D8/307; D8/330**

(58) **Field of Search** D8/307, 319, 320, D8/330; D14/107, 384, 399; D13/171, 162, 164; 70/214, 207, 278.1, 91, 101, 277, 286; 340/825.31; 355/411; 382/124

(56) **References Cited**

U.S. PATENT DOCUMENTS

- D162,504 S * 3/1951 Adkinson
- 4,701,959 A * 10/1987 Asai et al.
- 4,899,562 A * 2/1990 Gartner et al. 70/277
- 4,936,122 A * 6/1990 Osada
- 4,956,984 A * 9/1990 Chi-Cheng 70/277
- D313,159 S * 12/1990 Kautt

- D353,530 S * 12/1994 Gartner D8/330
- D360,124 S * 7/1995 Gartner
- D389,723 S * 1/1998 Godard et al.
- D389,817 S * 1/1998 Umetsu
- 5,841,361 A * 11/1998 Hoffman
- 6,272,562 B1 * 8/2001 Scott et al.

* cited by examiner

Primary Examiner—B. J. Bullock

(74) *Attorney, Agent, or Firm*—Oppenheimer Wolff & Donnelly LLP

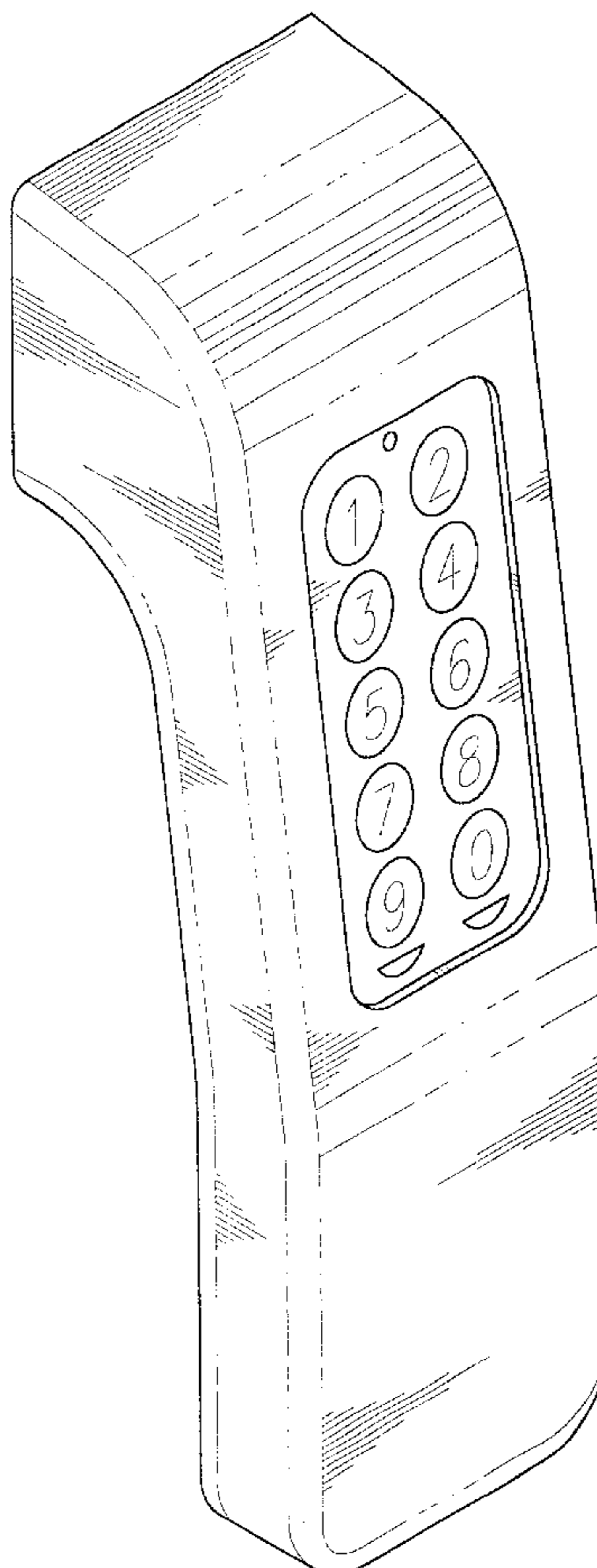
(57) **CLAIM**

The ornamental design for an handle with input and battery compartment, as shown and described.

DESCRIPTION

FIG. 1 is a perspective view of the security handle;
 FIG. 2 is a front view;
 FIG. 3 is a right side view, the left side view being a mirror image thereof.
 FIG. 4 is a back view;
 FIG. 5 is a top view;
 FIG. 6 is a bottom view; and,
 FIG. 7 is an alternative embodiment of the handle.

1 Claim, 3 Drawing Sheets



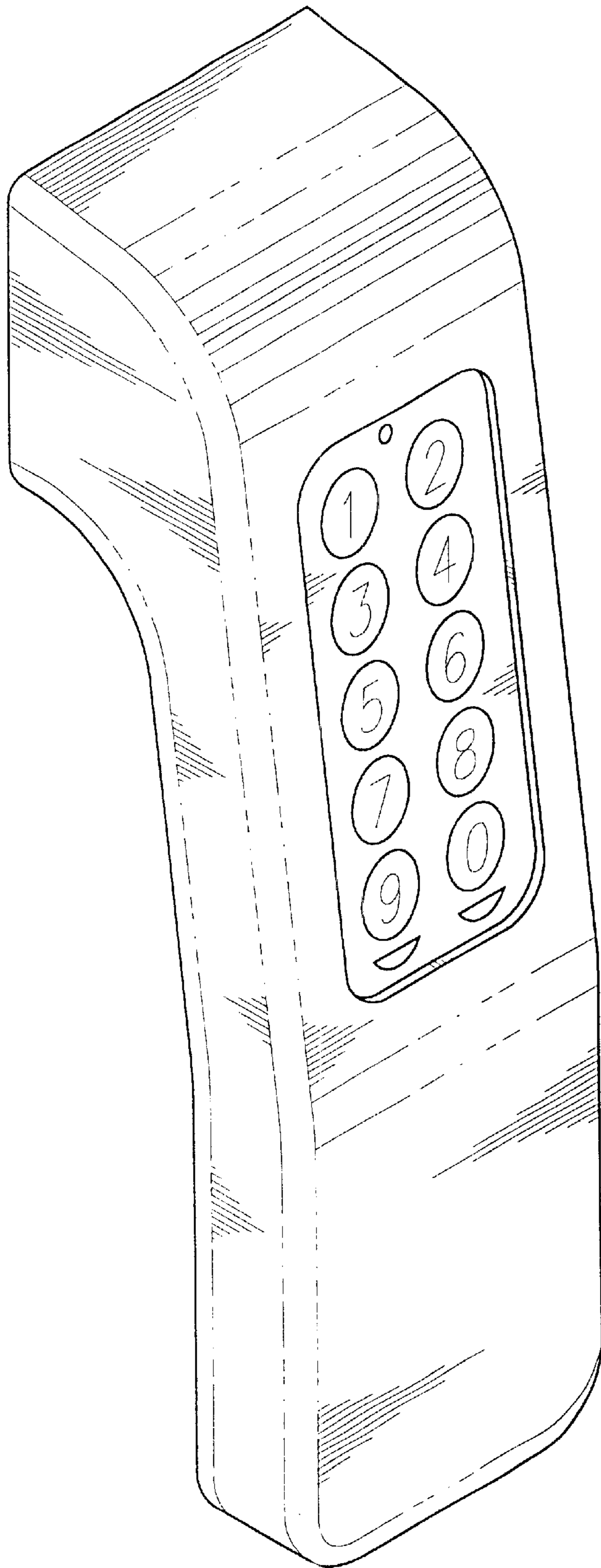


FIG. 1




FIG. 2

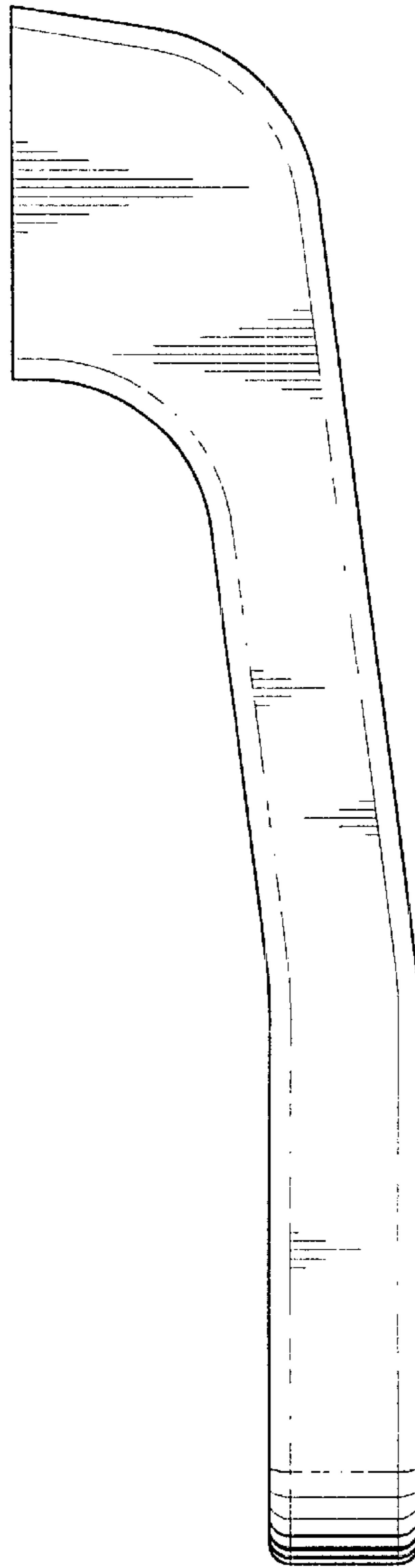


FIG. 3




FIG. 4

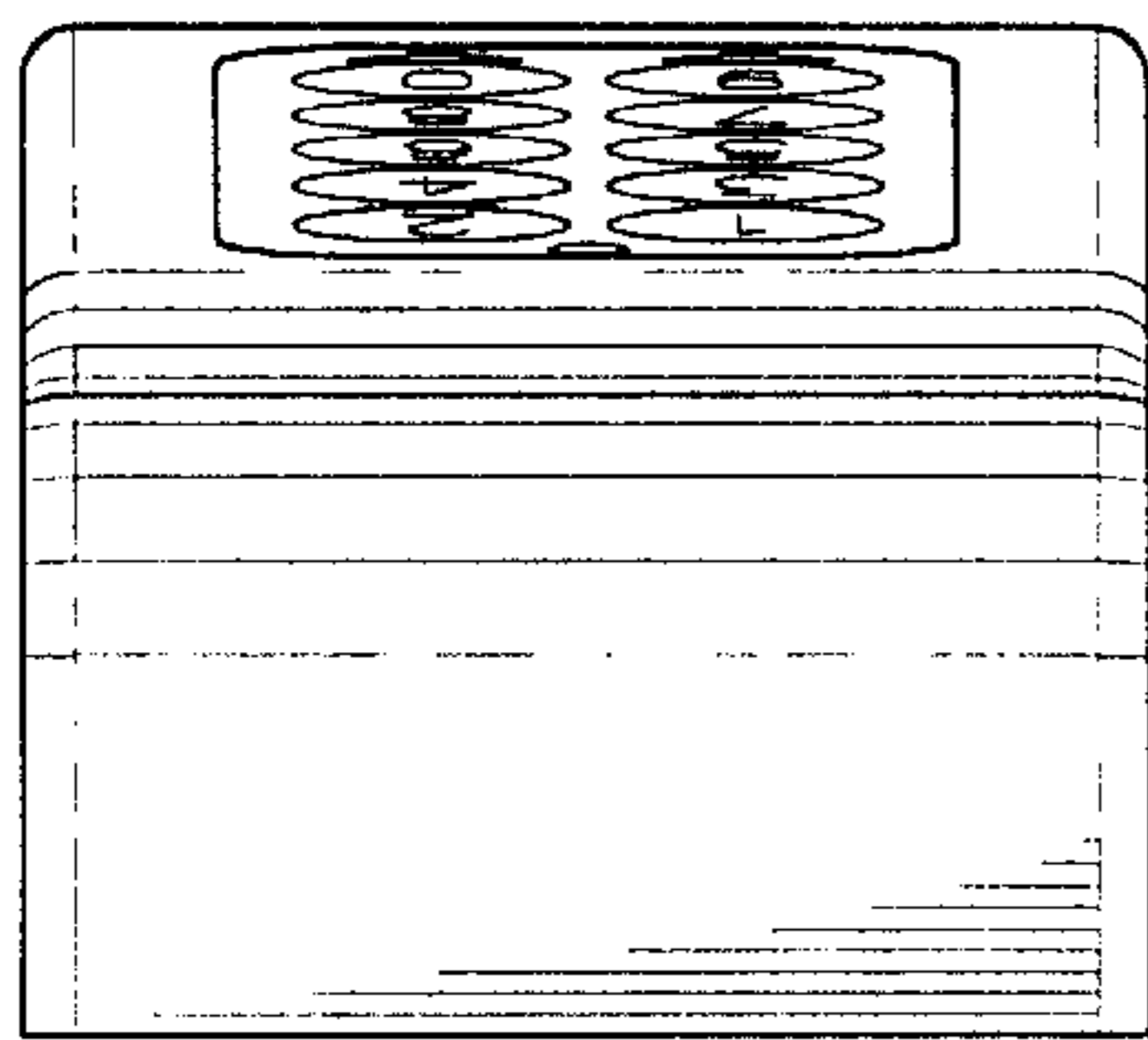


FIG. 5

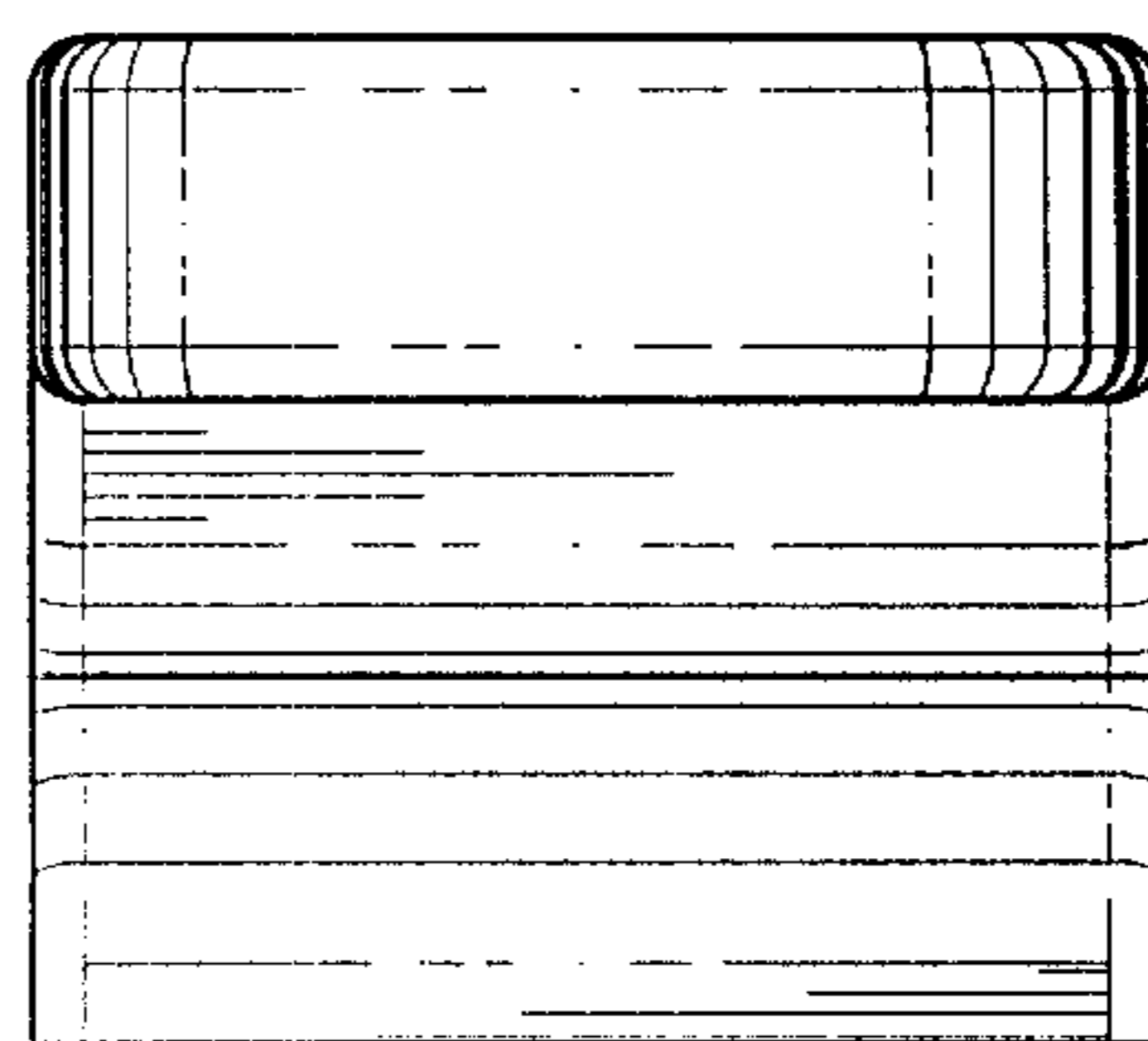


FIG. 6

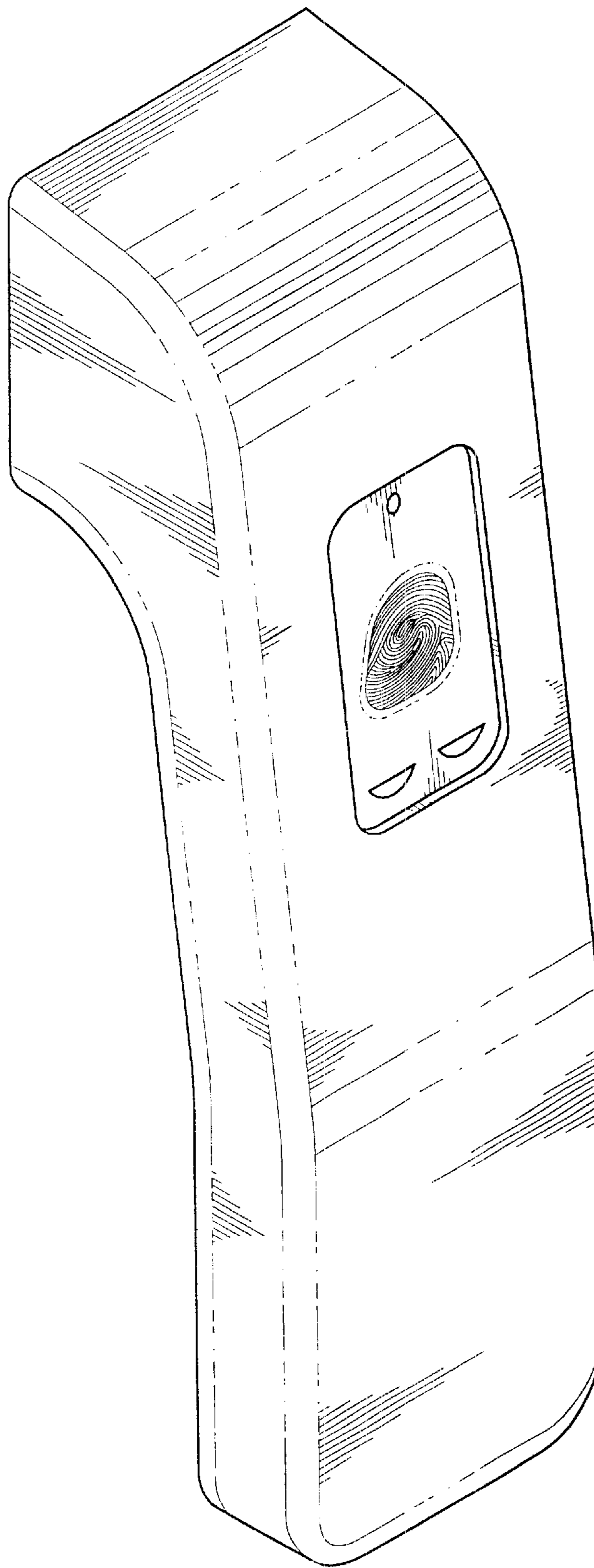


FIG. 7