



US00D461101S

(12) **United States Design Patent**
Garbo

(10) **Patent No.:** **US D461,101 S**

(45) **Date of Patent:** **** Aug. 6, 2002**

(54) **FOIL TRAY**

(76) **Inventor:** **Paul W. Garbo**, 48 Lester Ave.,
Freeport, NY (US) 11520

(**) **Term:** **14 Years**

(21) **Appl. No.:** **29/140,905**

(22) **Filed:** **Apr. 27, 2001**

(51) **LOC (7) Cl.** **07-01**

(52) **U.S. Cl.** **D7/554.2; D7/545; D7/584**

(58) **Field of Search** **D7/584, 359, 354,**
D7/629, 630, 554.2, 545, 550.1, 553.6;
220/574, 575, 23.83, 1.5, 4.33, 4.28, 608,
619, 657, 780; 206/519, 508, 564; 229/5.82,
5.84, 406; 426/523; 215/317; 126/39 M;
D9/428, 429

3,037,660 A	*	6/1962	Roehrig	D6/584 X
D198,701 S	*	7/1964	Roehrig	220/23.83 X
3,233,813 A	*	2/1966	Wolford et al.	220/657 X
3,250,419 A	*	5/1966	O'Brian et al.	220/574
3,374,936 A	*	3/1968	Colato	229/406
D232,612 S	*	9/1974	Christian et al.	D7/586
D235,302 S	*	6/1975	Lanigan et al.	D7/584
D239,999 S	*	5/1976	Christian	D7/630 X
4,622,948 A	*	11/1986	Oh	126/390
D415,420 S	*	10/1999	Chen	D9/428
D423,292 S	*	4/2000	Horvat	D7/584

* cited by examiner

Primary Examiner—M. N. Pandozzi

(74) *Attorney, Agent, or Firm*—Paul W. Garbo

(57) **CLAIM**

The ornamental design for a foil tray, as shown and described.

(56) **References Cited**

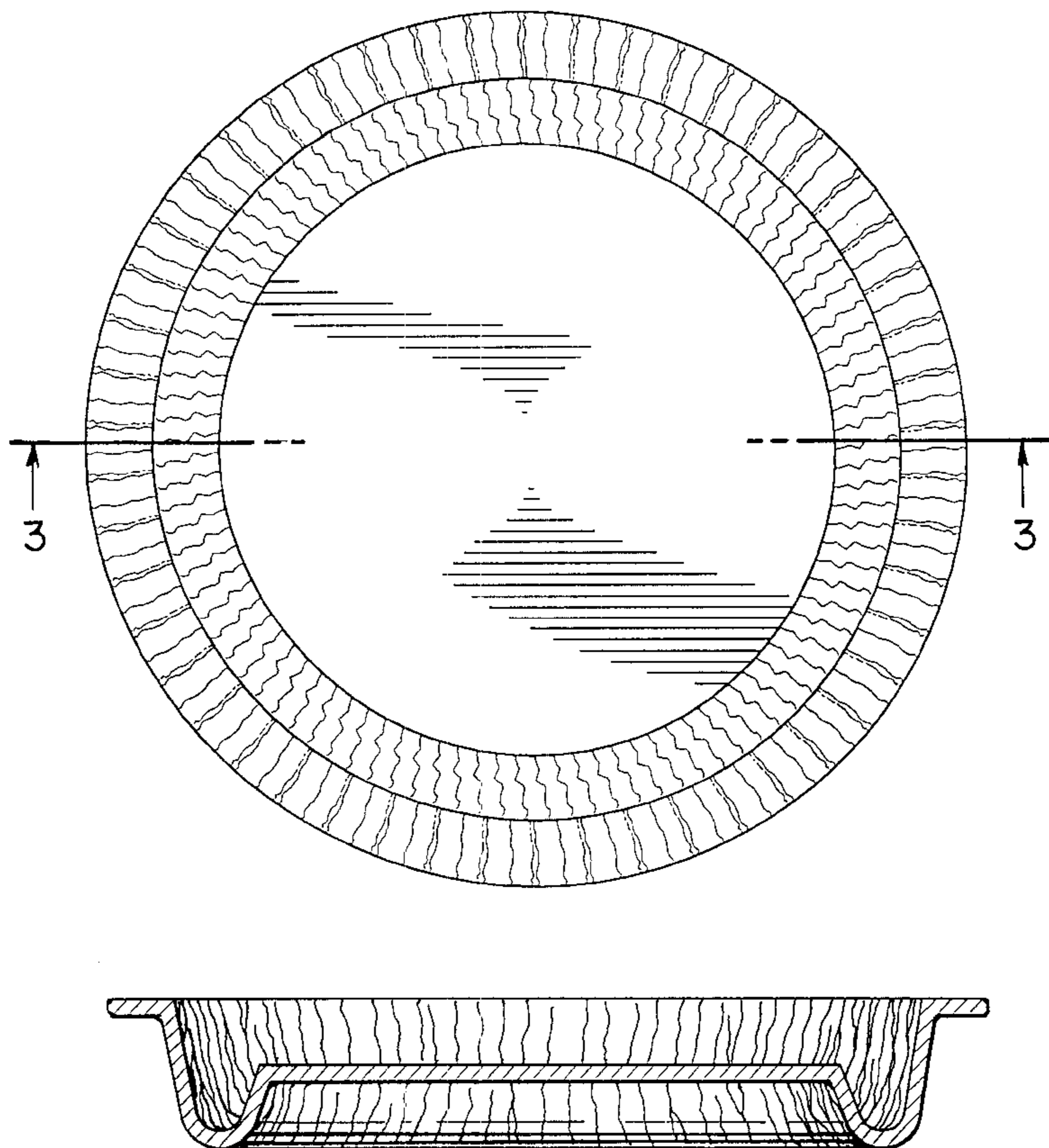
U.S. PATENT DOCUMENTS

229,467 A	*	6/1880	Remof	D7/554.2 X
1,567,234 A	*	12/1925	Brucker	249/136
1,907,407 A	*	5/1933	Morrison	220/574
2,125,793 A	*	8/1938	Linderman	D7/585
2,170,040 A	*	8/1939	Stuart	162/39 M
2,522,397 A	*	9/1950	Palmer	220/4.33
2,614,727 A	*	10/1952	Robinson	220/780
3,021,990 A	*	2/1962	Duskey	206/519

DESCRIPTION

FIG. 1 is a top plan view of a foil tray showing my new design;
FIG. 2 is an elevational view thereof; and,
FIG. 3 is a sectional view taken from line 3—3 of FIG. 1.
The claimed foil try could be used for food shaped like an inverted pizza shell.

1 Claim, 1 Drawing Sheet



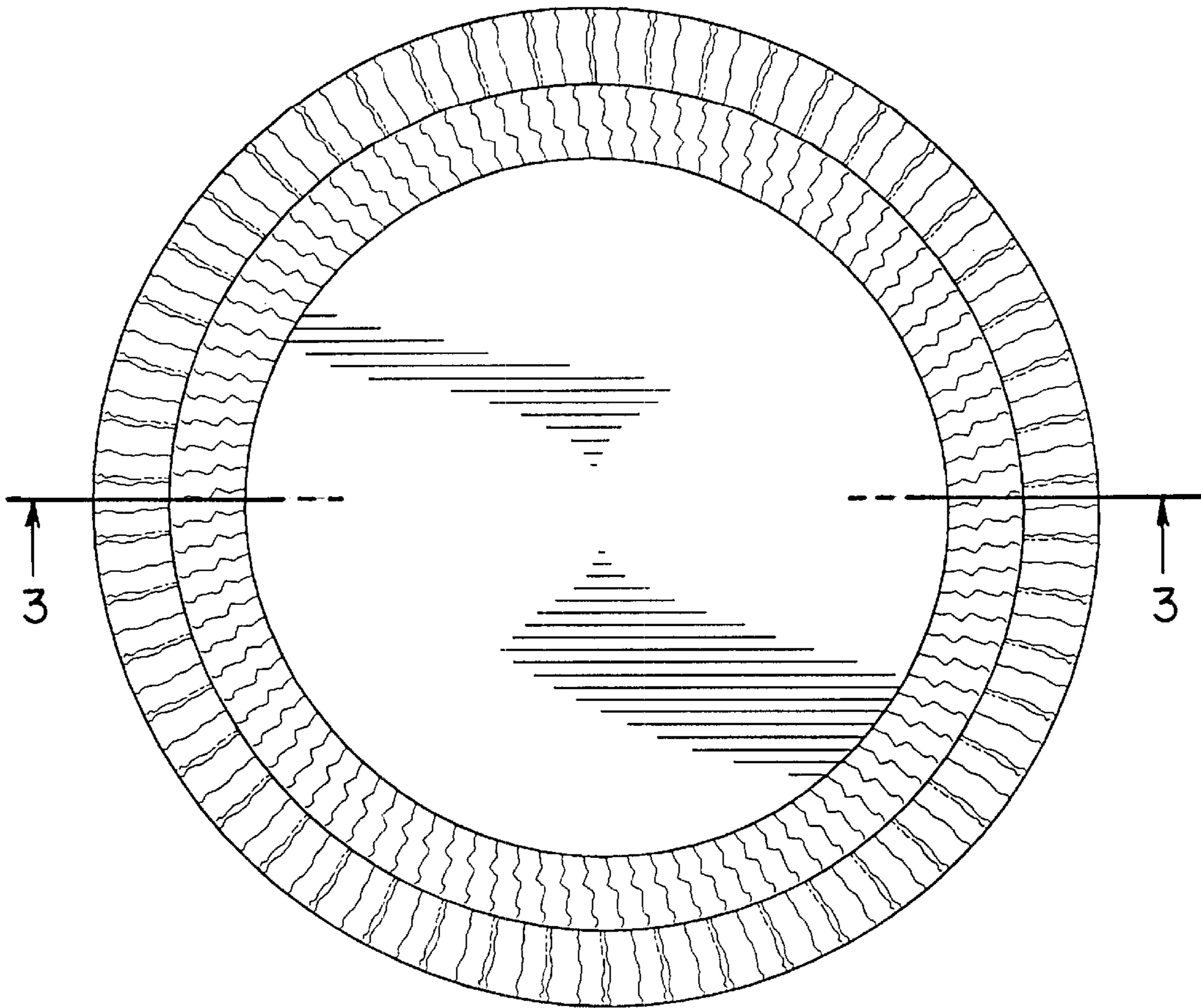


FIG. 1

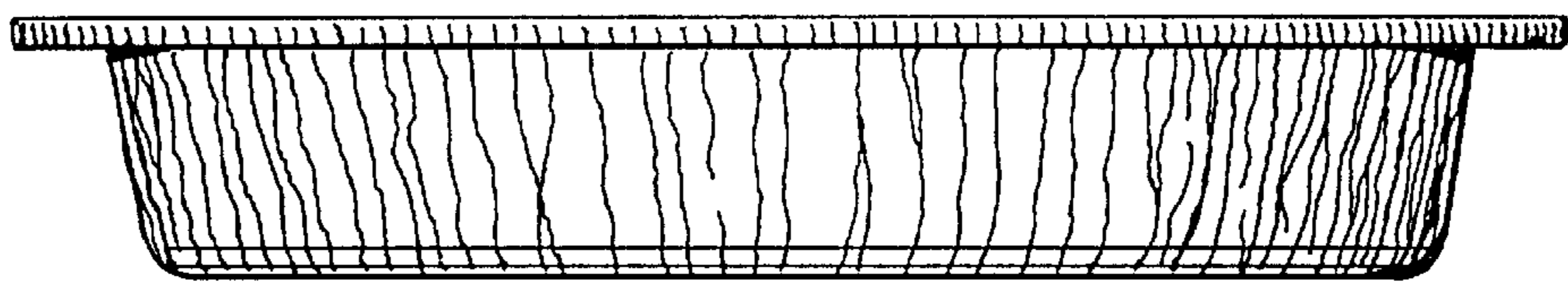


FIG. 2

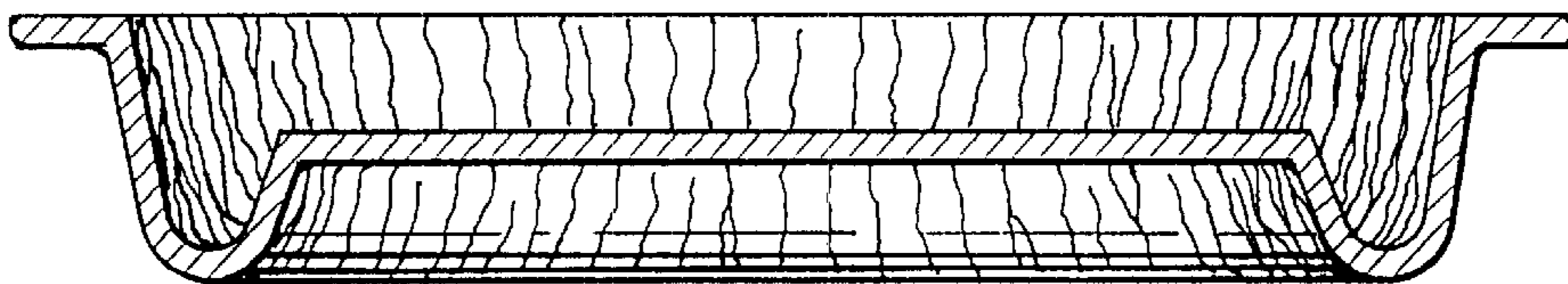


FIG. 3