



US00D461097S

(12) **United States Design Patent**  
**Nemirovsky**

(10) **Patent No.:** **US D461,097 S**

(45) **Date of Patent:** **\*\* Aug. 6, 2002**

(54) **CUP FOR DRINKING BEVERAGES**

(76) **Inventor:** **Sergio Leon Nemirovsky**, Gurruchaga  
2431-7 floor "B", Buenos Aires (AR)

(\*\*) **Term:** **14 Years**

(21) **Appl. No.:** **29/147,318**

(22) **Filed:** **Aug. 27, 2001**

(51) **LOC (7) Cl.** ..... **07-01**

(52) **U.S. Cl.** ..... **D7/515; D7/901; D7/523;**  
**D7/509**

(58) **Field of Search** ..... **D7/523, 509, 901,**  
**D7/514, 515, 537, 524; 215/283, 374, 12.2,**  
**6, 11.1; 362/565; 220/605, 630, 710; D19/82;**  
**D6/450**

(56) **References Cited**

**U.S. PATENT DOCUMENTS**

D138,638 S	*	8/1944	Erbe	.....	D7/524
D138,639 S	*	8/1944	Erbe	.....	D7/524
D161,115 S	*	12/1950	Meier	.....	D7/524
D168,409 S	*	12/1952	Kell	.....	D7/524
D171,671 S	*	3/1954	Uhrmann	.....	D7/524
D217,090 S	*	4/1970	Angelakus	.....	D7/523
D226,443 S	*	3/1973	Achenbach	.....	D7/523
D271,173 S	*	11/1983	Keshishian	.....	D7/604
D302,633 S	*	8/1989	Burns	.....	D7/515
D340,073 S	*	10/1993	Turner	.....	D19/82

D346,309 S	*	4/1994	Ocampo	.....	D7/515
D354,641 S	*	1/1995	Stoddard et al.	.....	D6/450
D354,882 S	*	1/1995	Hurst et al.	.....	D7/515
D357,386 S	*	4/1995	Jones	.....	D7/606
D359,655 S	*	6/1995	Hurst et al.	.....	D7/515
D416,173 S	*	11/1999	Hersch	.....	D7/514
D420,255 S	*	2/2000	D'Arrigo	.....	D7/515
D420,256 S	*	2/2000	Hersch	.....	D7/515
D433,599 S	*	11/2000	Kristiansen et al.	.....	D7/523
D448,621 S	*	10/2001	Satterfield	.....	D7/515
D452,286 S		12/2001	Amason	.....	D21/714

\* cited by examiner

*Primary Examiner*—M. N. Pandozzi

(74) *Attorney, Agent, or Firm*—Alfred W. Walker

(57) **CLAIM**

The ornamental design for a cup for drinking beverages, as shown and described.

**DESCRIPTION**

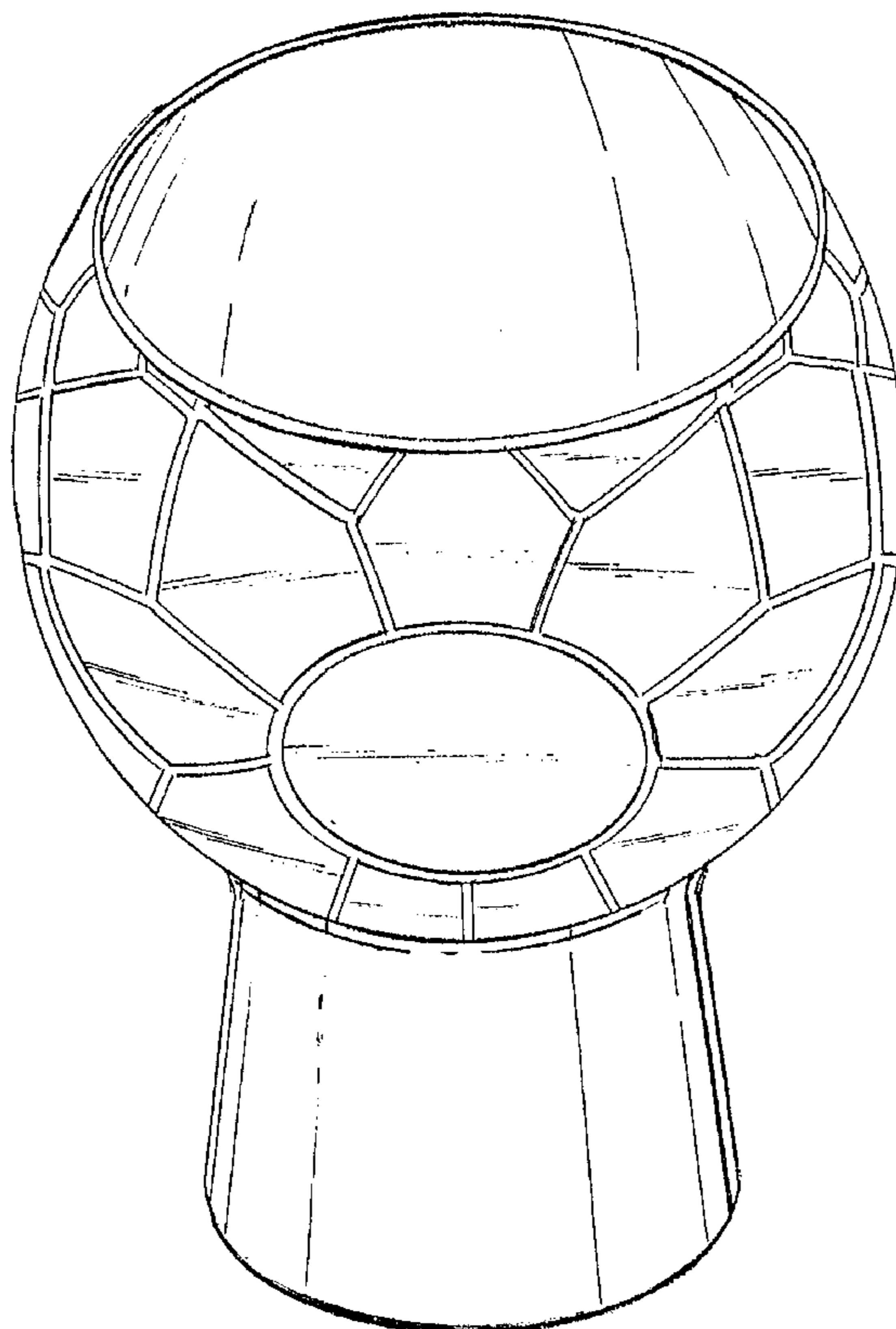
FIG. 1 is a perspective view of a cup for drinking beverages, showing my new design;

FIG. 2 is a front elevation view thereof; and,

FIG. 3 is a top plan view thereof.

A characteristic feature of the design resides in the position of a circle intersecting the pattern of polygons on the front of the truncated spherical cup.

**1 Claim, 2 Drawing Sheets**



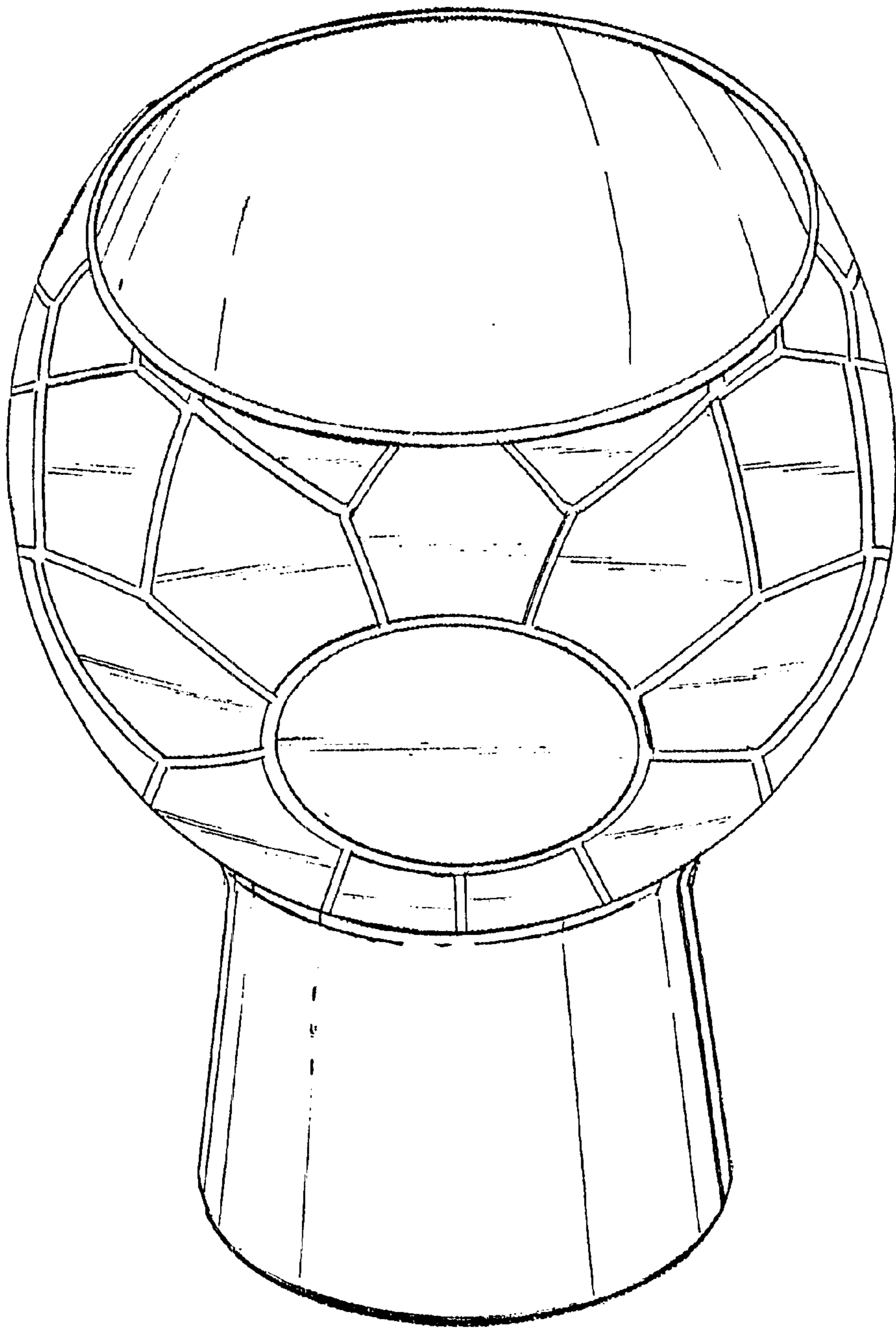


FIG. 1

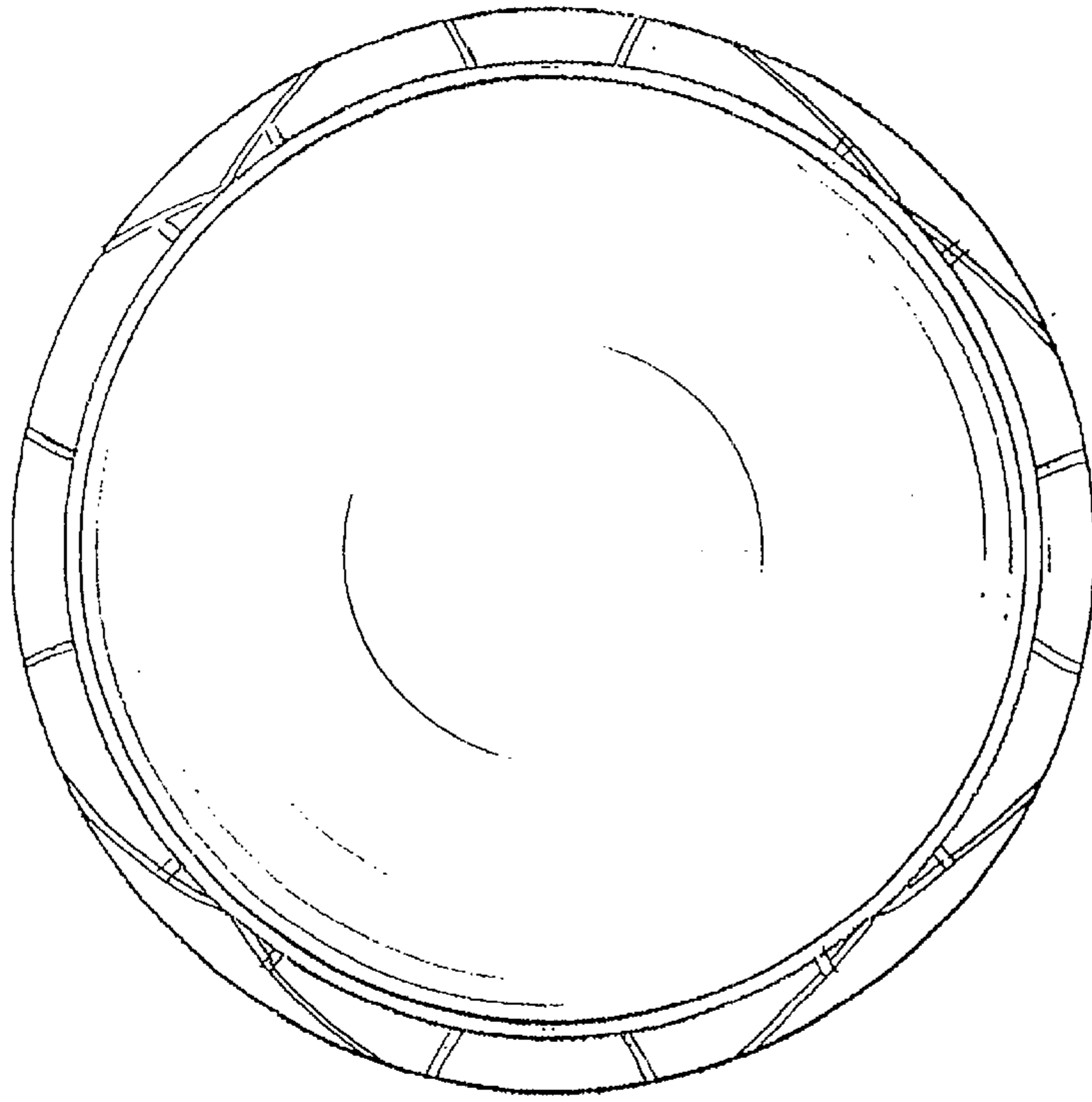


FIG. 3

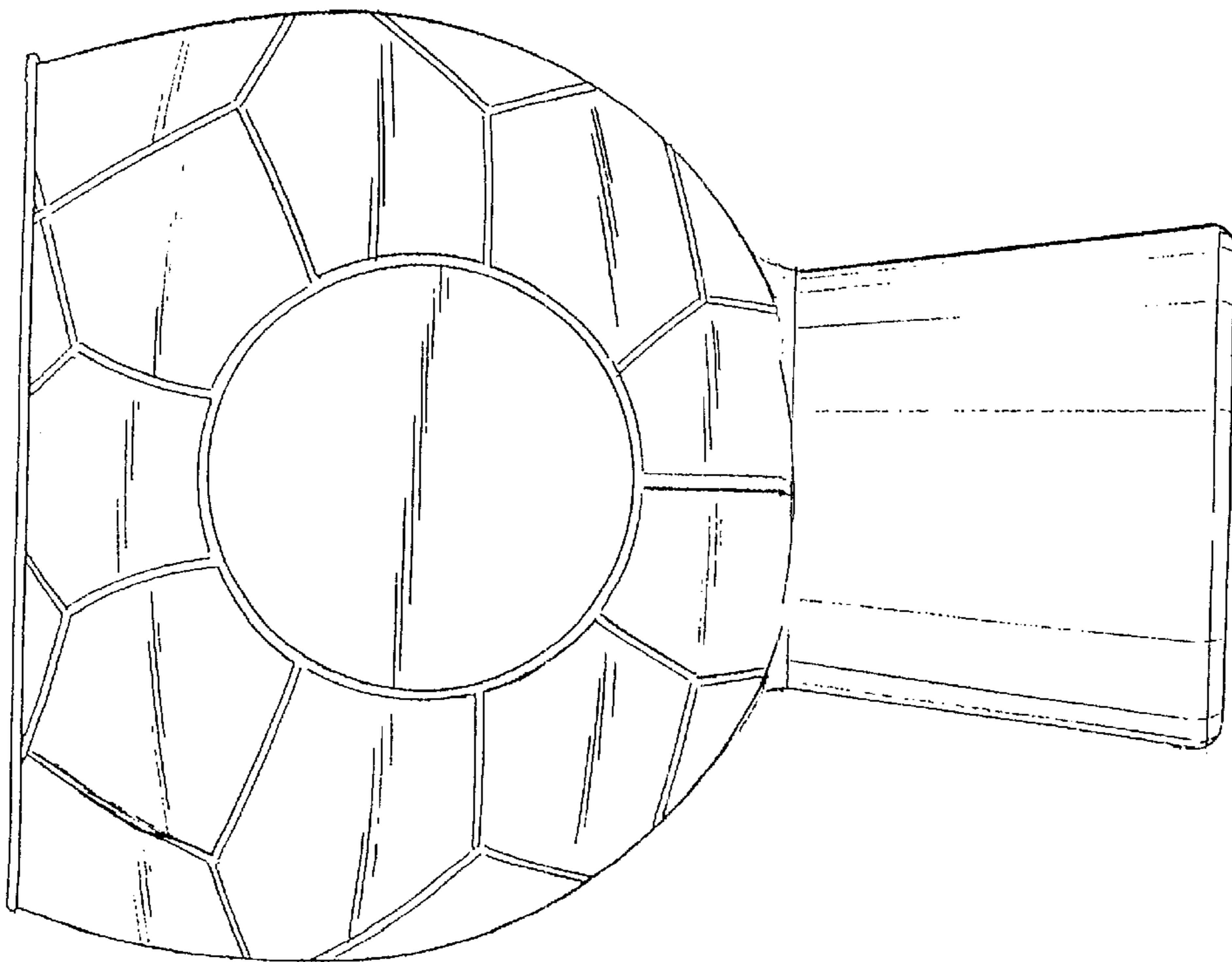


FIG. 2