



US00D461095S

(12) **United States Design Patent**  
**Coudurier**

(10) **Patent No.:** **US D461,095 S**

(45) **Date of Patent:** **\*\* Aug. 6, 2002**

(54) **HANDLE**

(75) **Inventor:** **Olivier Coudurier**, Marigny St Marcel (FR)

(73) **Assignee:** **Tefal S.A.**, Rumilly (FR)

(\*\*) **Term:** **14 Years**

(21) **Appl. No.:** **29/145,418**

(22) **Filed:** **Jul. 24, 2001**

(30) **Foreign Application Priority Data**

Jan. 24, 2001 (FR) ..... 01 0435

(51) **LOC (7) Cl.** ..... **07-02**

(52) **U.S. Cl.** ..... **D7/395**

(58) **Field of Search** ..... D7/393-395, 401.2, D7/354-361, 681-697; D8/107; 16/110.1, 430, 431, 436, 441, 444, DIG. 12, DIG. 18, DIG. 19; 220/573.1, 752, 753, 755

(56) **References Cited**

**U.S. PATENT DOCUMENTS**

D216,907 S \* 3/1970 Connor ..... D7/395

4,926,521 A \* 5/1990 Gagnepain ..... 220/755  
D417,121 S \* 11/1999 Brunianyn ..... D7/395  
D423,282 S \* 4/2000 Montgelard ..... D7/395

\* cited by examiner

*Primary Examiner*—Terry A. Wallace

(74) *Attorney, Agent, or Firm*—Young & Thompson

(57) **CLAIM**

The ornamental design for a handle, as shown and described.

**DESCRIPTION**

FIG. 1 is a top and side perspective view of a handle showing my new design;

FIG. 2 is a side elevational view thereof, the side opposite that shown in FIG. 2 being the mirror image thereof;

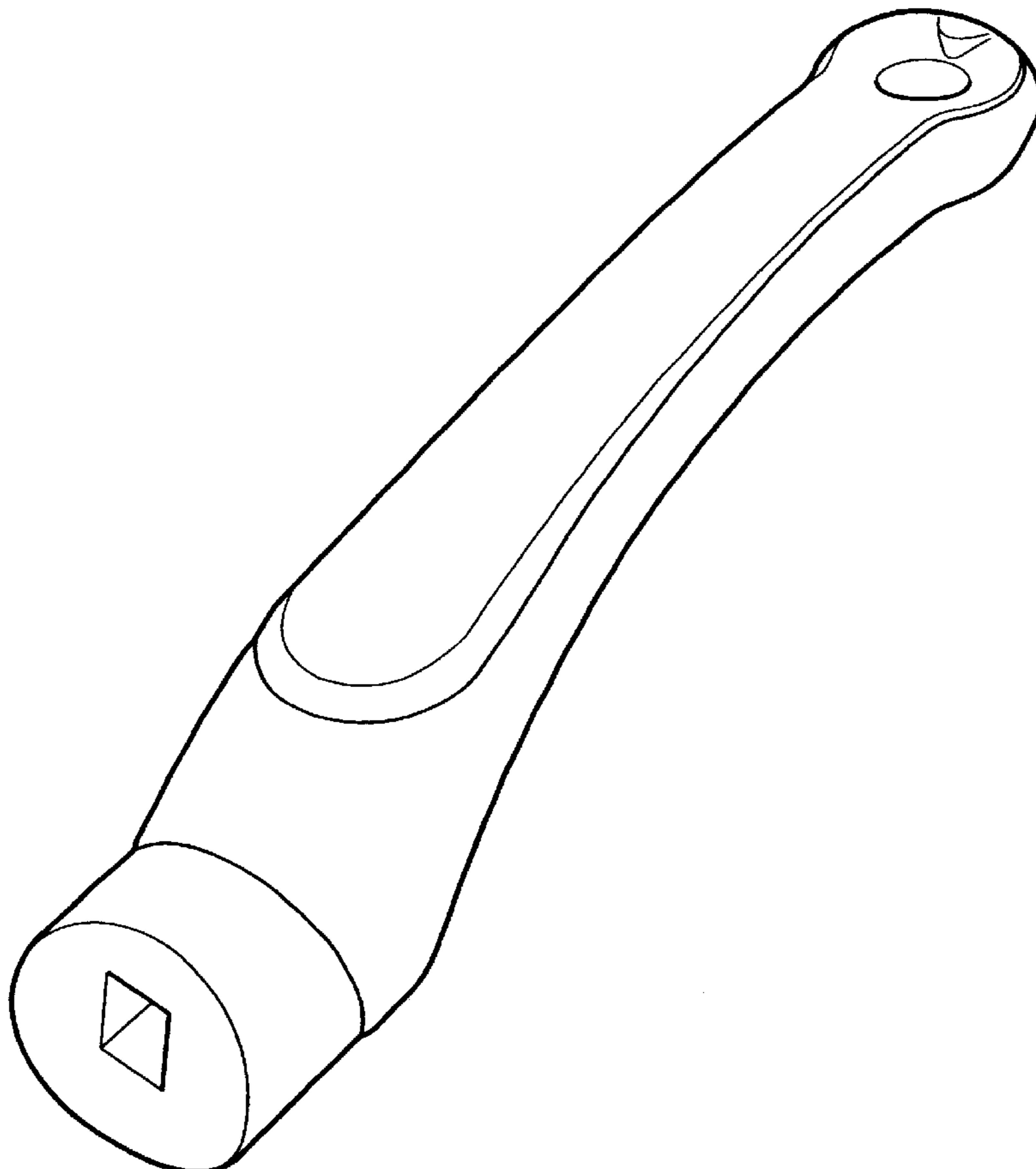
FIG. 3 is an elevational view thereof from the left of FIG. 2;

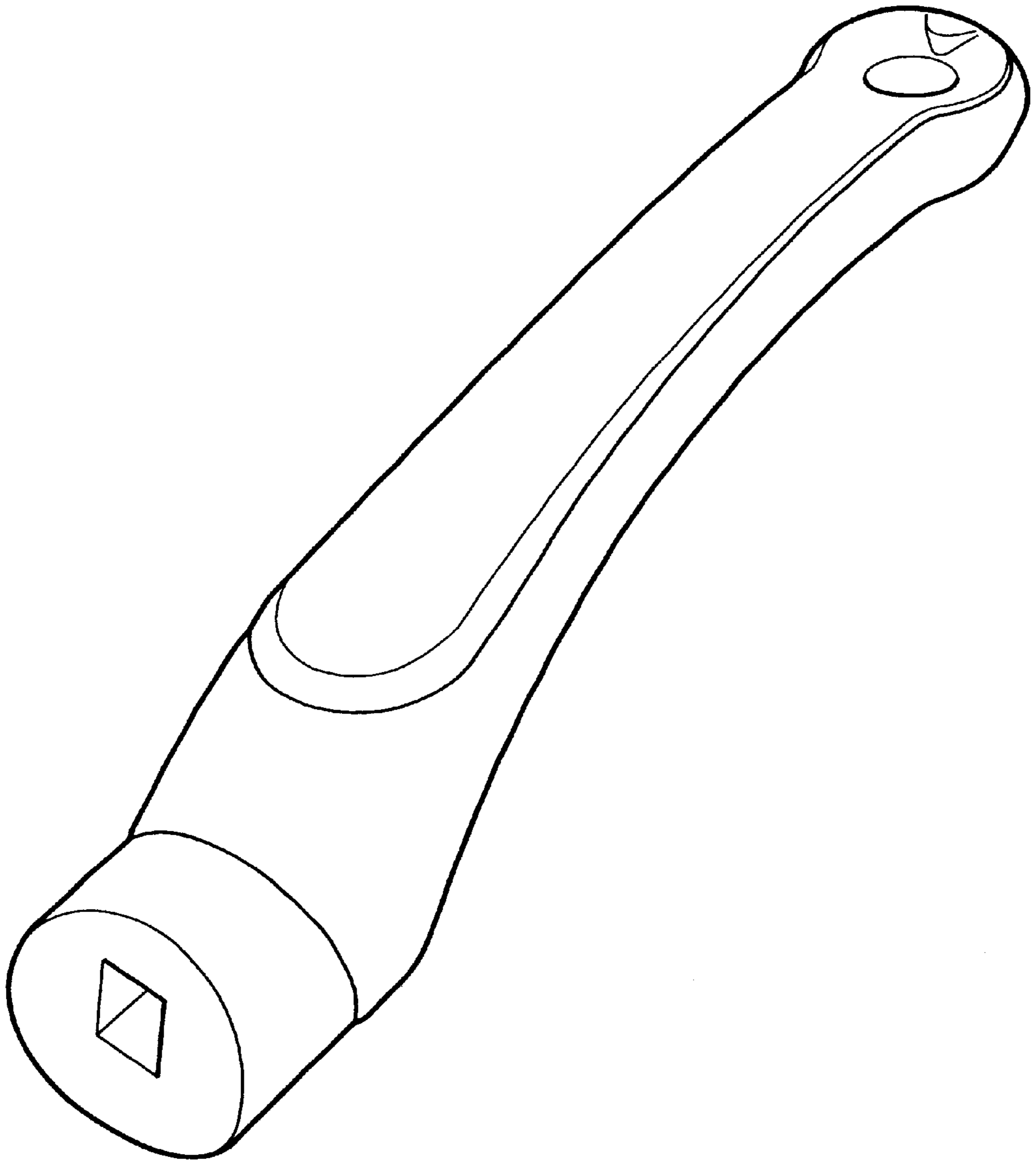
FIG. 4 is an elevational view thereof from the right of FIG. 2;

FIG. 5 is a top plan view thereof; and,


FIG. 6 is a bottom plan view thereof.

**1 Claim, 6 Drawing Sheets**

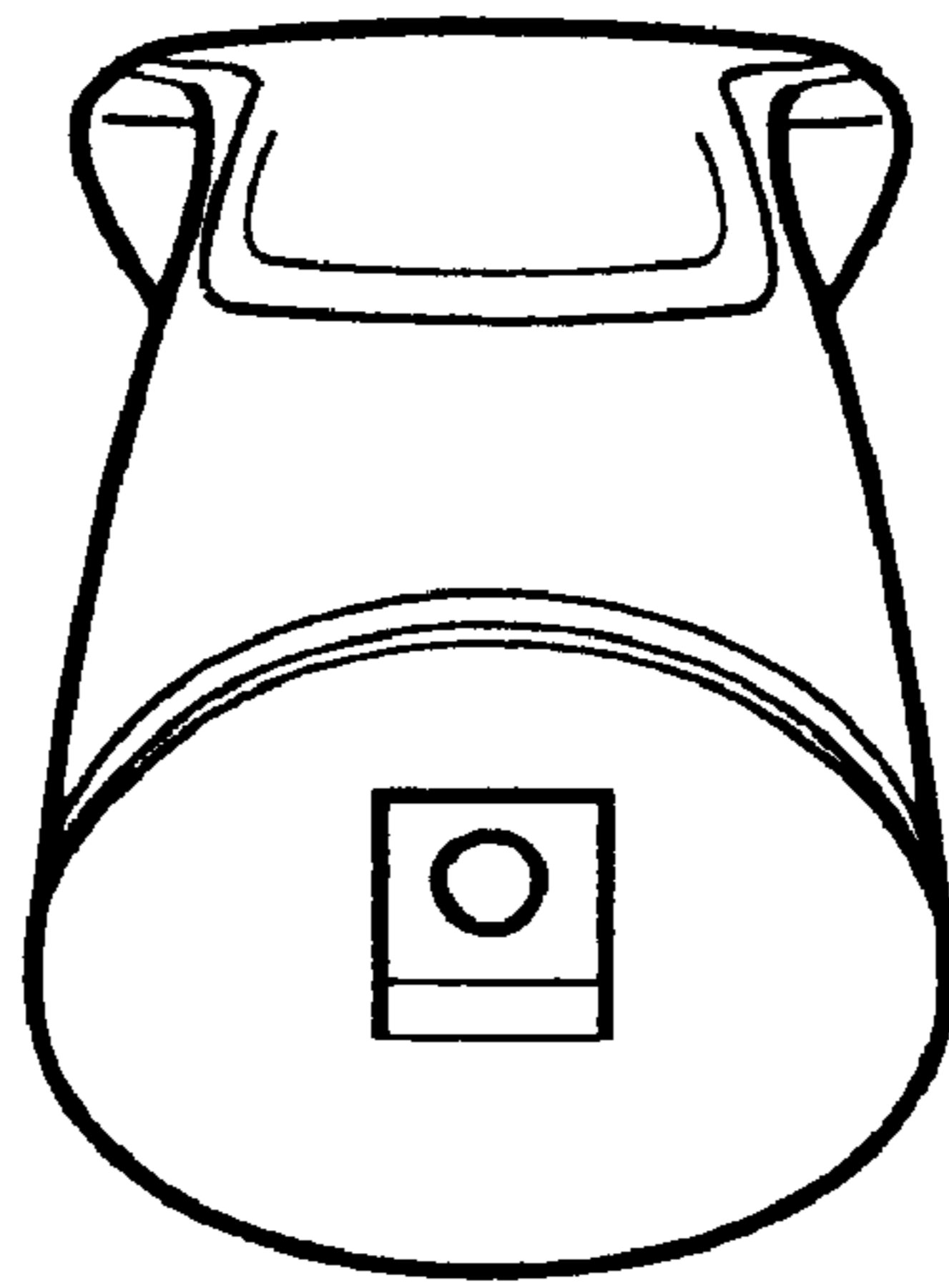




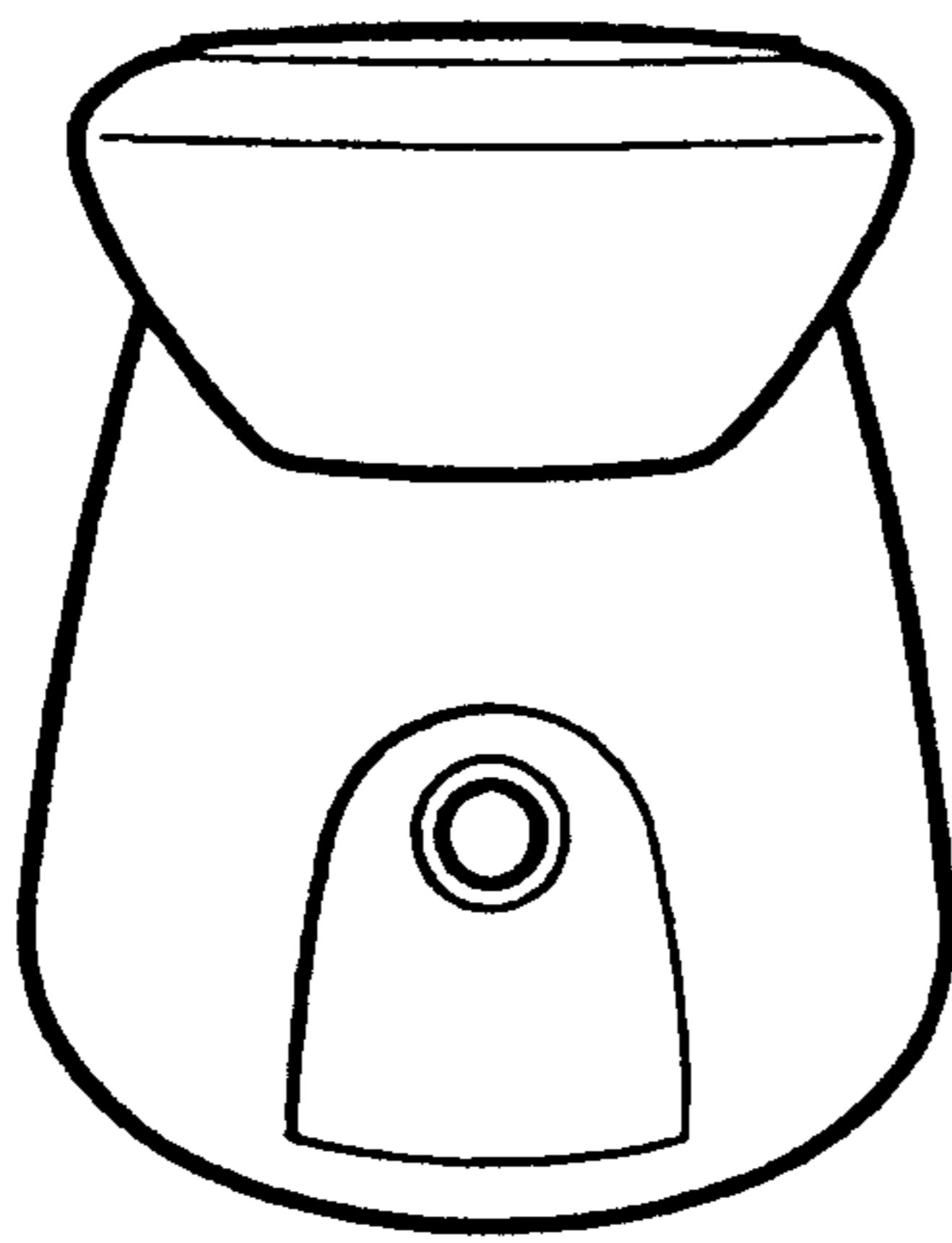
**Fig. 1**



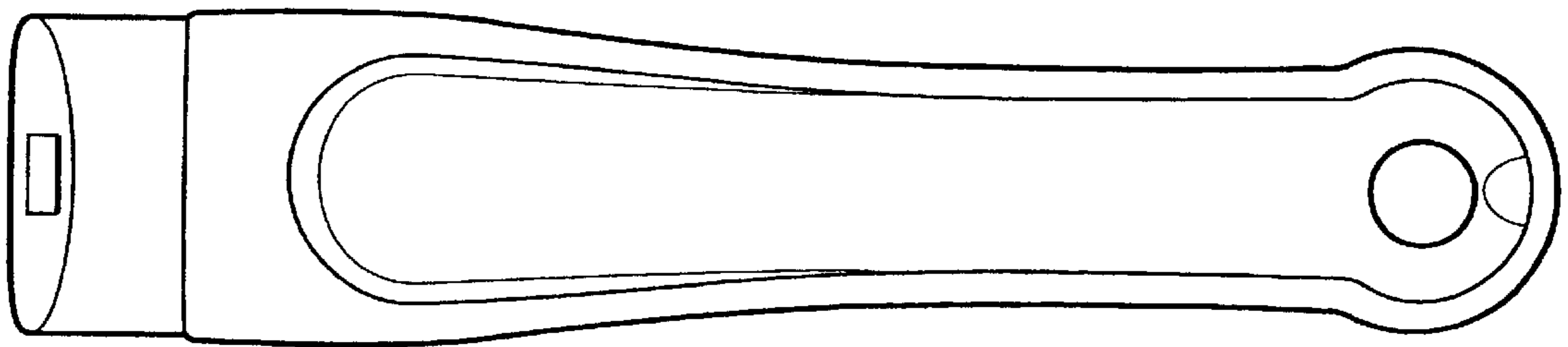
**Fig. 2**




**Fig. 3**



**Fig. 4**



**Fig. 5**



**Fig. 6**