



US00D461082S

(12) **United States Design Patent**  
**Snell**

(10) **Patent No.:** **US D461,082 S**

(45) **Date of Patent:** **\*\* \*Aug. 6, 2002**

(54) **PAPER TOWEL HOLDER**

3,476,344 A \* 11/1969 Pace ..... 248/176.1 X  
D310,479 S \* 9/1990 Speetzen ..... D6/567 X

(75) Inventor: **Russell Benton Snell**, Bentleyville, OH (US)

\* cited by examiner

(73) Assignee: **InterDesign, Inc.**, Solon, OH (US)

*Primary Examiner*—Brian N. Vinson  
(74) *Attorney, Agent, or Firm*—D. Peter Hochberg; Katherine R. Vieyra; Sean Mellino

(\* ) Notice: This patent is subject to a terminal disclaimer.

(57) **CLAIM**

(\*\* ) Term: **14 Years**

The ornamental design for a paper towel holder, as shown and described.

(21) Appl. No.: **29/139,349**

**DESCRIPTION**

(22) Filed: **Mar. 28, 2001**

(51) **LOC (7) Cl.** ..... **23-02**

(52) **U.S. Cl.** ..... **D6/522; D6/523; D6/546**

(58) **Field of Search** ..... D6/546-50, 518, D6/522-24; D8/300, 307-308, 315-21, 349, 354, 363, 367, 373, 376; 108/28-29; 211/13.1, 16, 60.1, 86.01, 87.01, 88.04, 100, 105.1-105.2, 123, 181.1, 182; 242/570, 590, 595, 597-98; 248/175, 176.1, 251, 302; 16/110.1, 412, 415

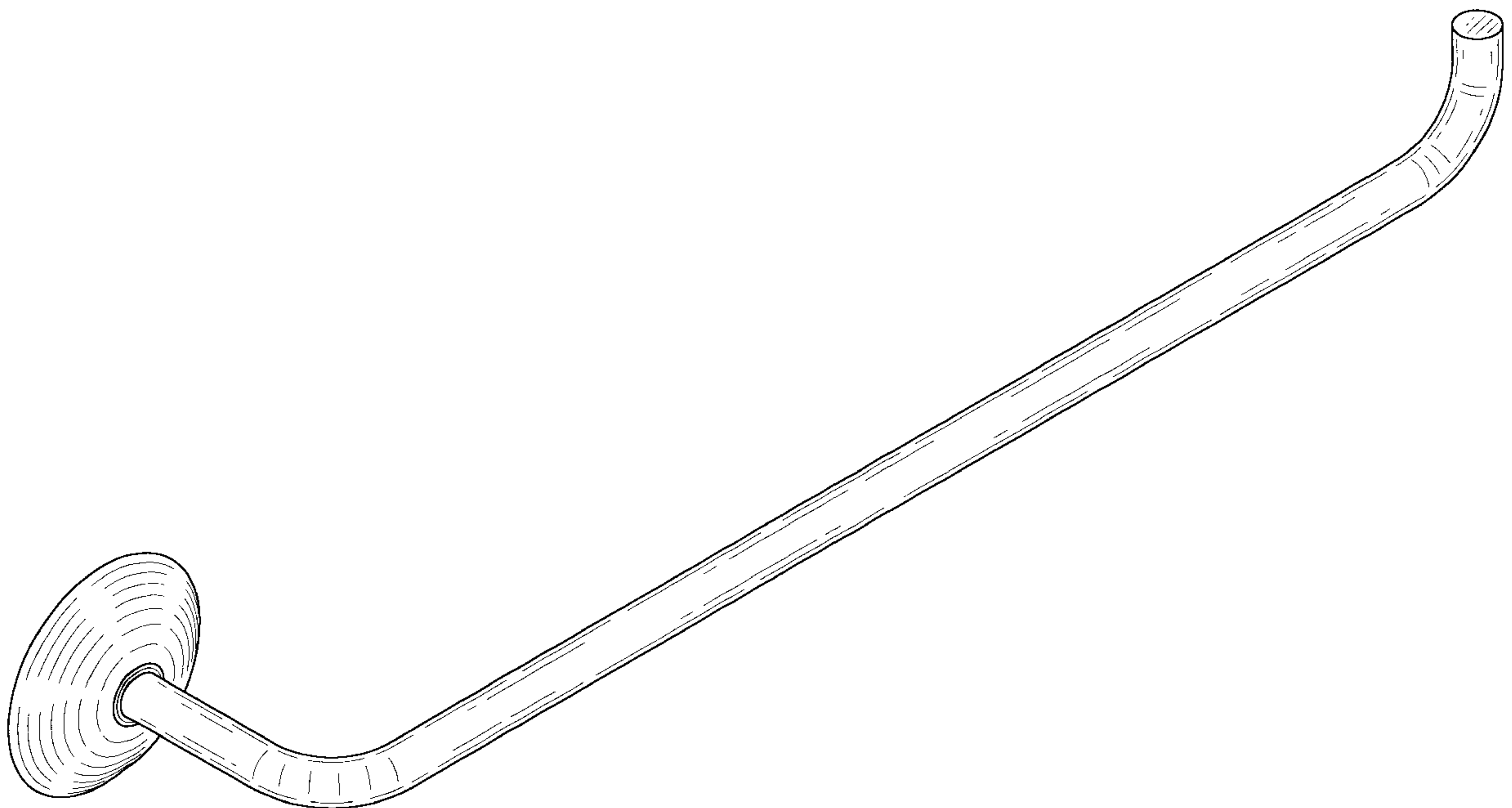
FIG. 1 is a perspective view of the paper towel holder according to the invention;  
FIG. 2 is a top view of the paper towel holder as shown in FIG. 1;  
FIG. 3 is a front view of the paper towel holder as shown in FIG. 1;  
FIG. 4 is a rear view of the paper towel holder as shown in FIG. 1;  
FIG. 5 is a bottom view of the paper towel holder as shown in FIG. 1;  
FIG. 6 is a side view of the paper towel holder as shown in FIG. 1; and,  
FIG. 7 is a side view of the paper towel holder taken from the opposite side as shown in FIG. 6.

(56) **References Cited**

**U.S. PATENT DOCUMENTS**

D27,426 S \* 7/1897 Walters et al. .... D8/367 X

**1 Claim, 3 Drawing Sheets**



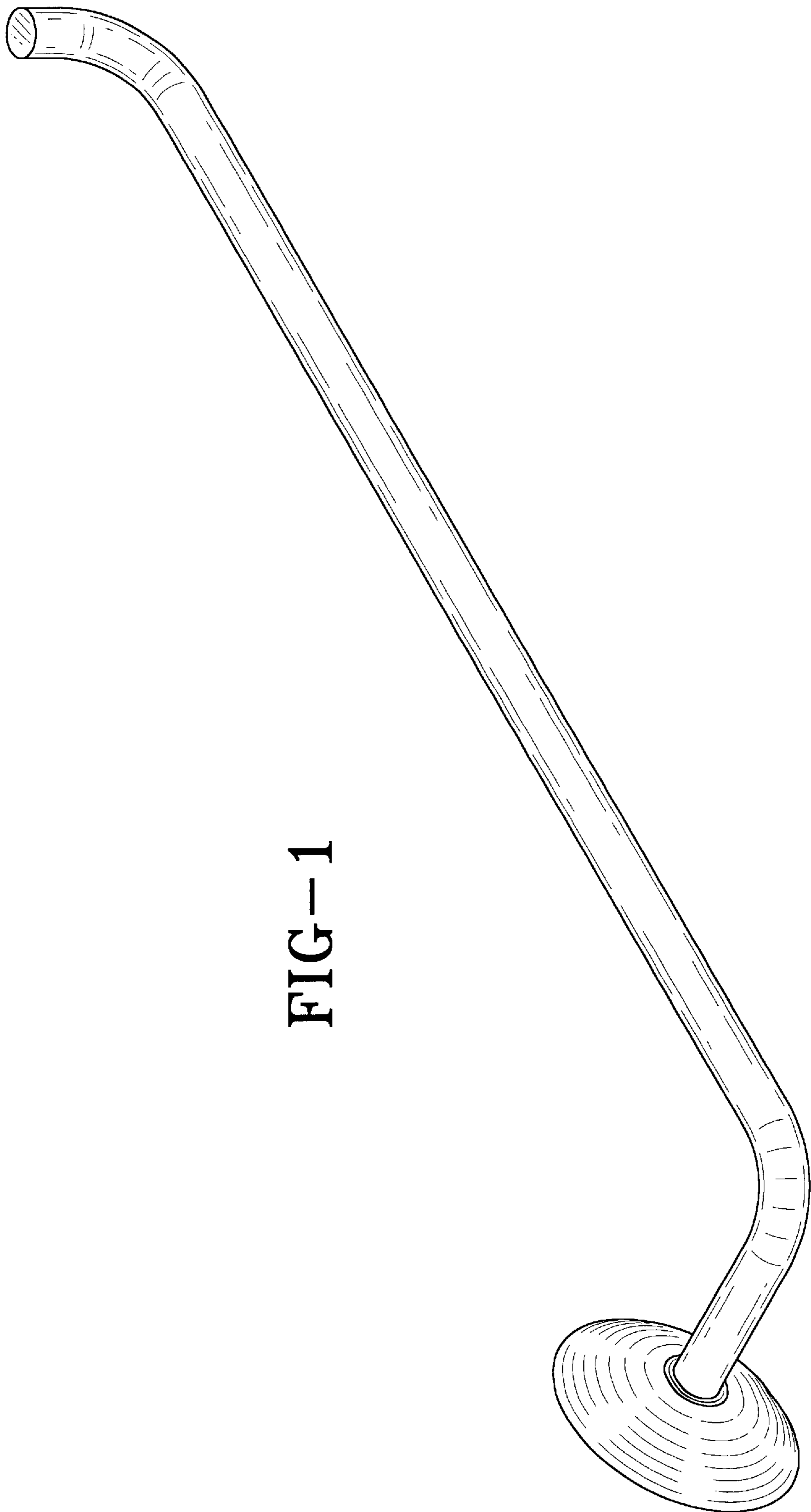


FIG-1




FIG-2

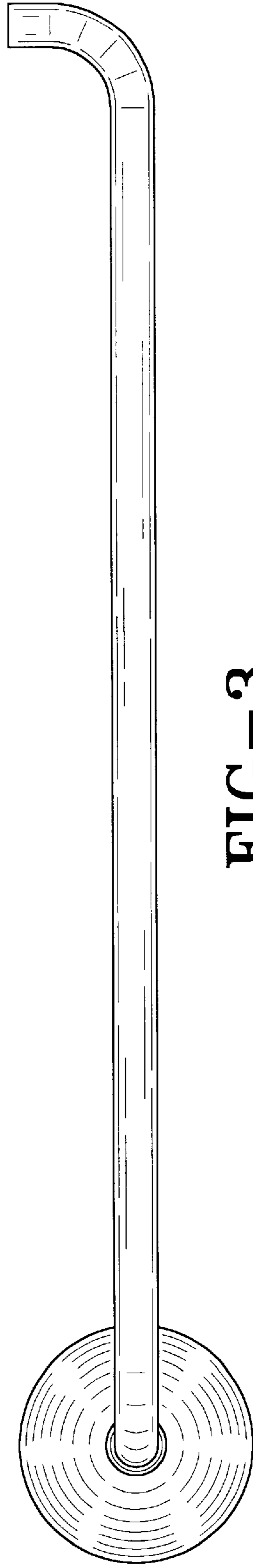


FIG-3

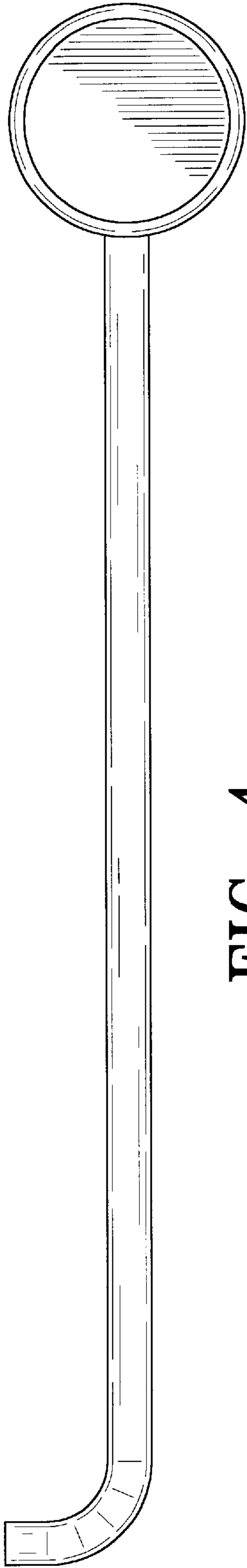


FIG-4



FIG-5

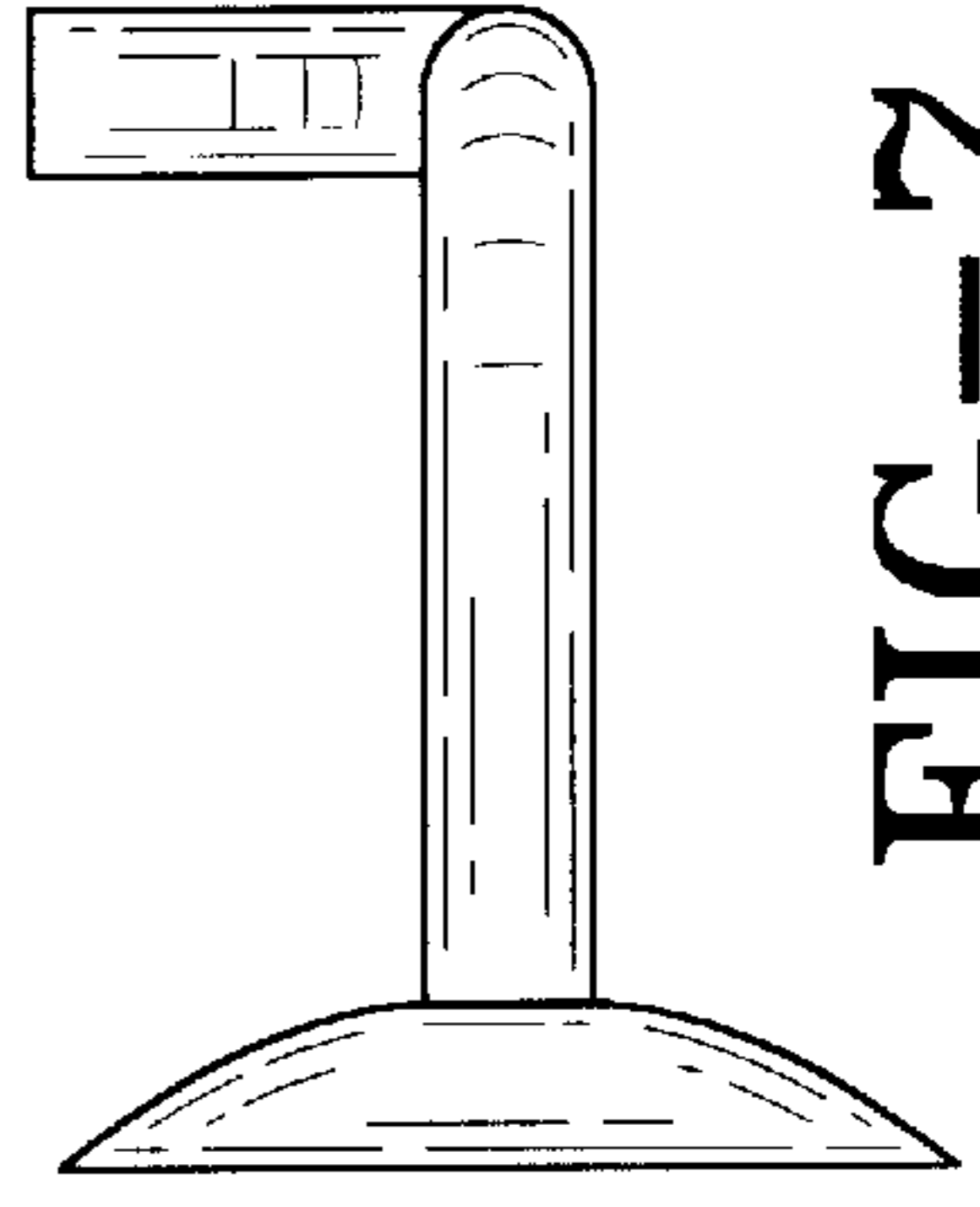


FIG-7

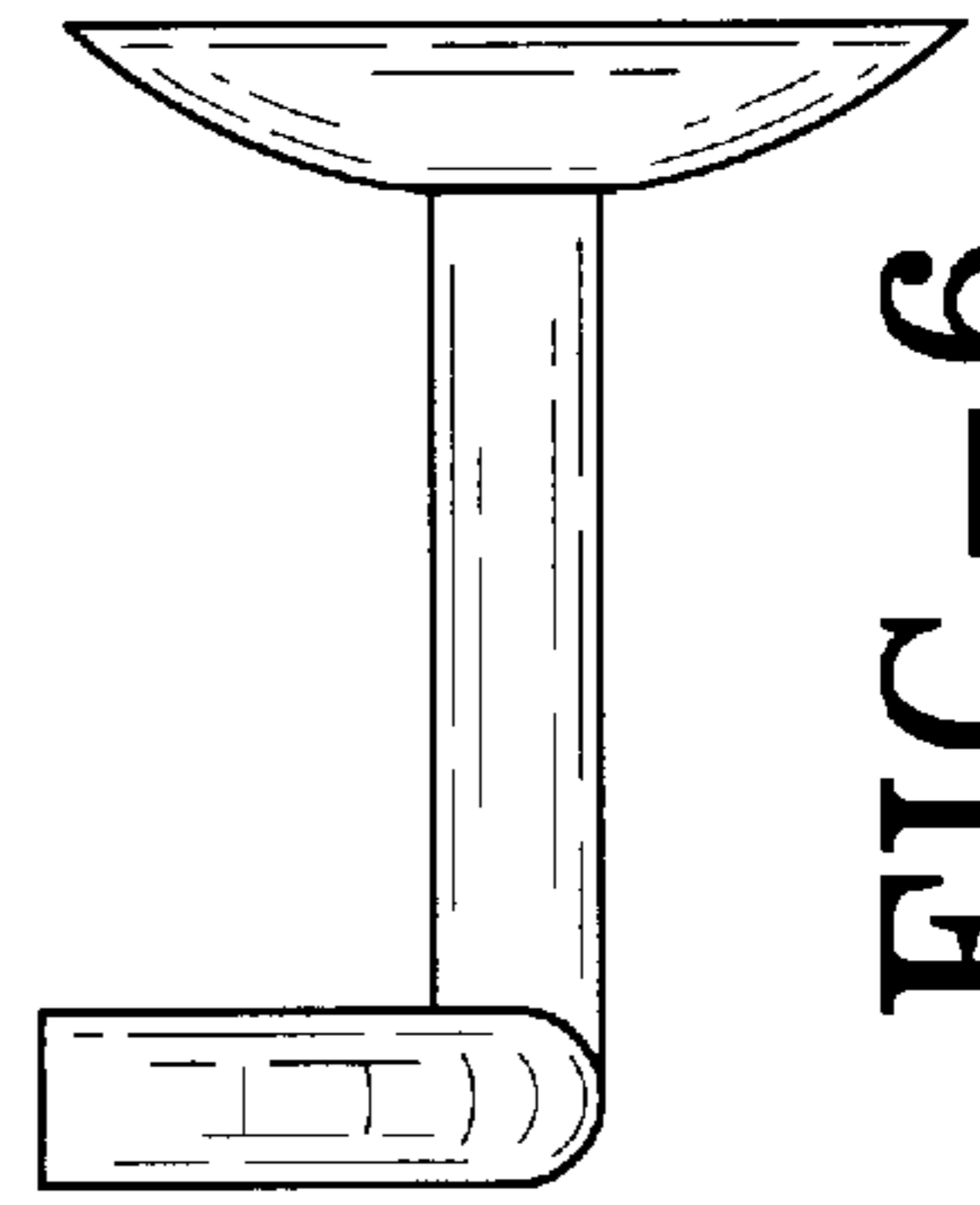


FIG-6