



US00D461078S

(12) **United States Design Patent**  
**Swy et al.**

(10) **Patent No.:** **US D461,078 S**  
(45) **Date of Patent:** **\*\* Aug. 6, 2002**

(54) **CHAIR BACK**

D445,584 S \* 7/2001 O'Hare et al. .... D6/379

(75) Inventors: **Philip P. Swy; R. Duane Ware**, both of  
Temperance; **William F. Lohness**,  
Jonesville, all of MI (US)

(73) Assignee: **Michigan Tube Swagers &**  
**Fabricators, Inc.**, Temperance, MI  
(US)

(\*\*) Term: **14 Years**

(21) Appl. No.: **29/132,392**

(22) Filed: **Nov. 9, 2000**

(51) **LOC (7) Cl.** ..... **06-06**

(52) **U.S. Cl.** ..... **D6/502**

(58) **Field of Search** ..... D6/334, 369, 370,  
D6/374, 376, 379, 380, 500, 501, 502;  
297/452.18, 446.1, 452.63, 452.64, 452.1,  
452.19

(56) **References Cited**

**U.S. PATENT DOCUMENTS**

- D371,685 S \* 7/1996 Caldwell ..... D6/376
- D380,310 S \* 7/1997 Diaz-Azcuy ..... D6/369
- D396,366 S 7/1998 Swy ..... D6/502
- D399,352 S \* 10/1998 Frinier ..... D6/369

**OTHER PUBLICATIONS**

Seat, No. 5289-4, p. 14, Shelby Williams Oct. 1999 cata-  
log.\*

\* cited by examiner

*Primary Examiner*—Doris V. Coles

*Assistant Examiner*—Mimosa De

(74) *Attorney, Agent, or Firm*—Gifford, Krass, Groh,  
Sprinkle, Anderson & Citkowski, P.C.

(57) **CLAIM**

The ornamental design for a chair back, as shown and  
described.

**DESCRIPTION**


FIG. 1 is a perspective view of a chair back according to the  
present invention;

FIG. 2 is a back elevational view of the chair back of FIG.  
1; and,


FIG. 3 is a cross sectional view taken along line 3—3 of FIG.  
2.

The broken lines shown in FIG. 1 are for environmental  
purposes only and form no part of the claimed design.

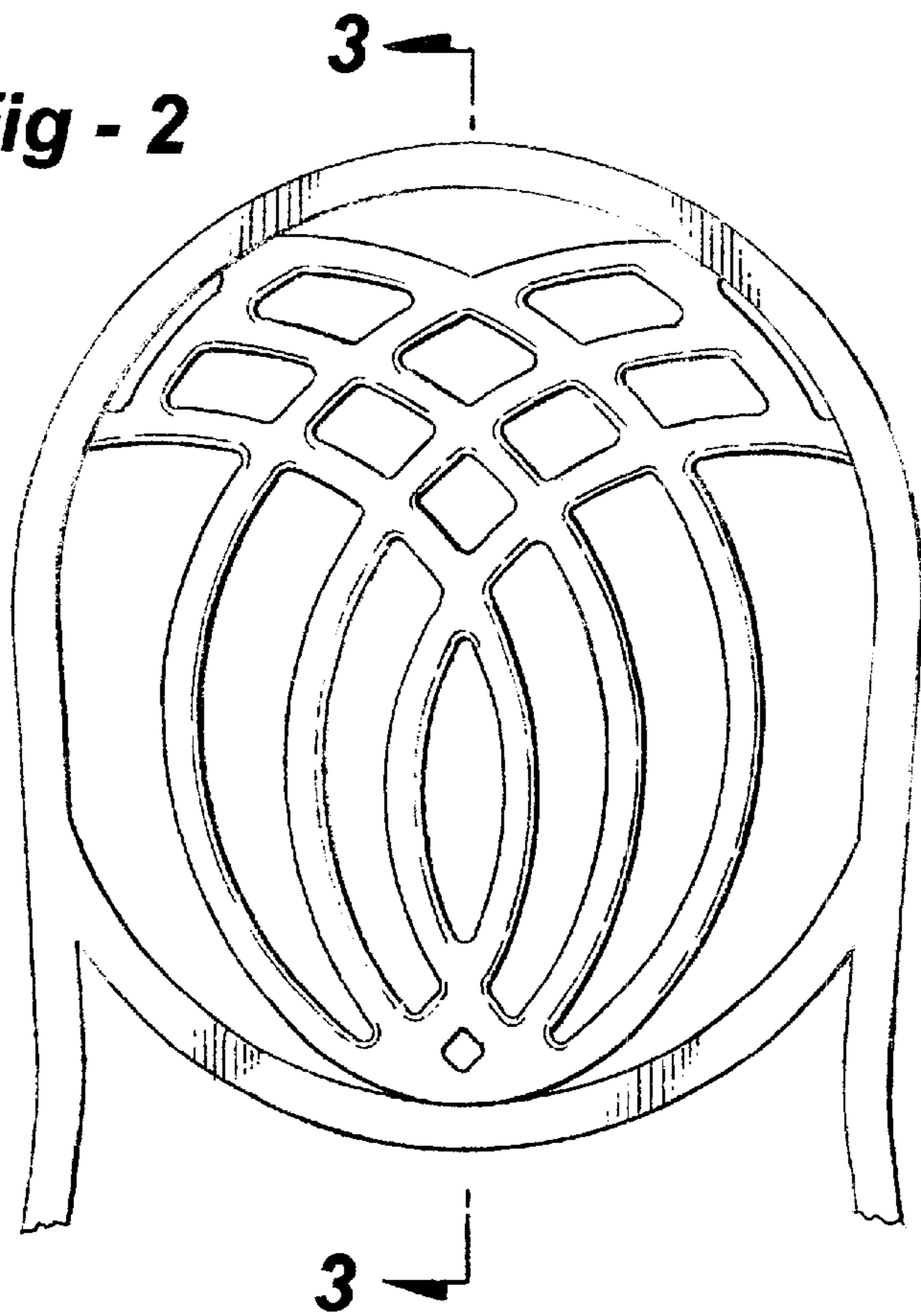
**1 Claim, 1 Drawing Sheet**



**Fig - 1**



**Fig - 2**



**Fig - 3**

