



US00D461069S

(12) **United States Design Patent**  
**Keller**

(10) **Patent No.:** **US D461,069 S**

(45) **Date of Patent:** **\*\* Aug. 6, 2002**

(54) **TABLE**

(75) Inventor: **H. Thomas Keller**, High Point, NC (US)

(73) Assignee: **Thomasville Furniture Industries, Inc.**, Thomasville, NC (US)

(\*\*) Term: **14 Years**

(21) Appl. No.: **29/147,554**

(22) Filed: **Aug. 30, 2001**

(51) **LOC (7) Cl.** ..... **06-04**

(52) **U.S. Cl.** ..... **D6/479; D6/484**

(58) **Field of Search** ..... D6/480-489, 495-499, D6/477, 479; 108/150, 151, 153.1, 156, 157.1, 161, 91, 92; 248/188, 188.1, 188.8

(56) **References Cited**

**U.S. PATENT DOCUMENTS**

D145,941 S	*	11/1946	Kissling	.....	D6/484
D247,557 S	*	3/1978	Hemmy	.....	D6/477 X
D252,719 S	*	8/1979	Otero	.....	D6/479
D265,451 S	*	7/1982	Wistehuff	.....	D6/484
D439,770 S	*	4/2001	McDaniel et al.	.....	D6/480

**OTHER PUBLICATIONS**

Drexel Bishopsgate, c1975, p. 31, table at lower right.\*  
A-25, A-8, and A-70, *The Book of Carved Wood Decoration*, Klise Manufacturing Company, p. 136, 1987.

\* cited by examiner

*Primary Examiner*—Janice E. Seeger

(74) *Attorney, Agent, or Firm*—Womble Carlyle Sandridge & Rice, PLLC

(57) **CLAIM**

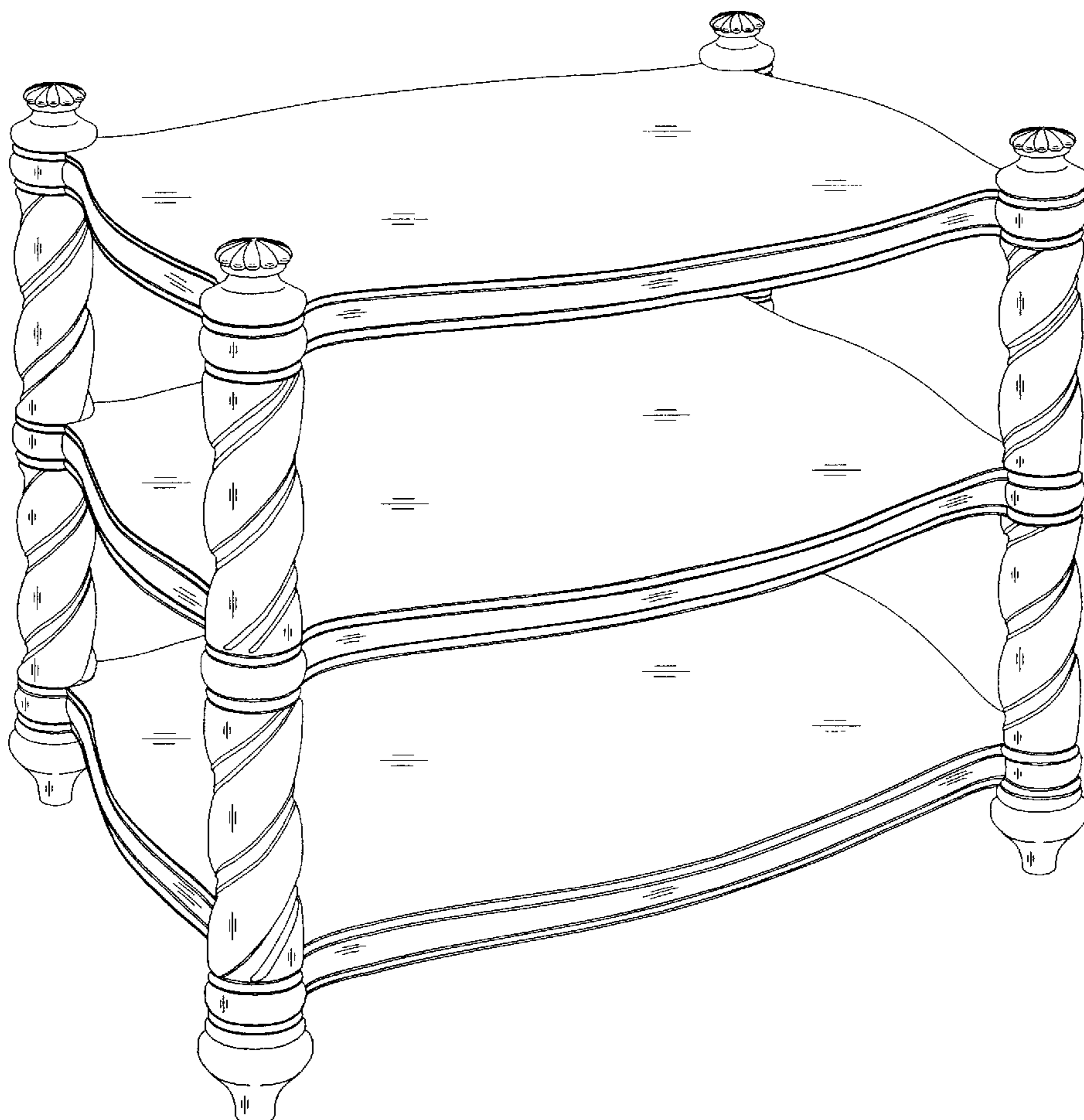
The ornamental design for a table, as shown and described.

**DESCRIPTION**

FIG. 1 is a perspective view of a table showing my new design;  
FIG. 2 is a side elevational view, the opposite side being a mirror image thereof;  
FIG. 3 is an end elevational view, the opposite end being a mirror image thereof; and,  
FIG. 4 is a top view thereof.

The bottom view of the table is not shown and forms no part of the claimed design.

**1 Claim, 4 Drawing Sheets**



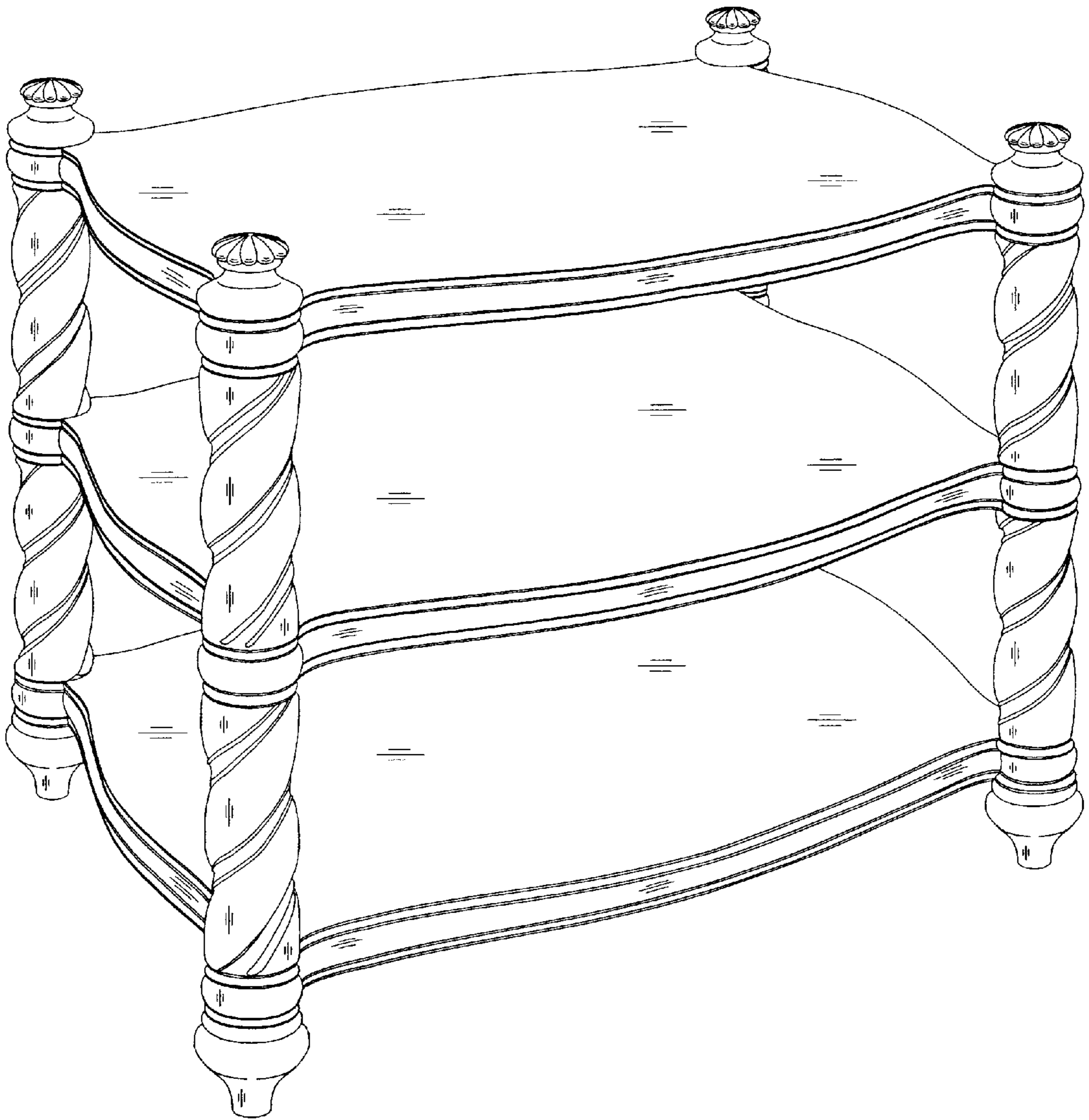


FIG. 1




FIG. 2




FIG. 3

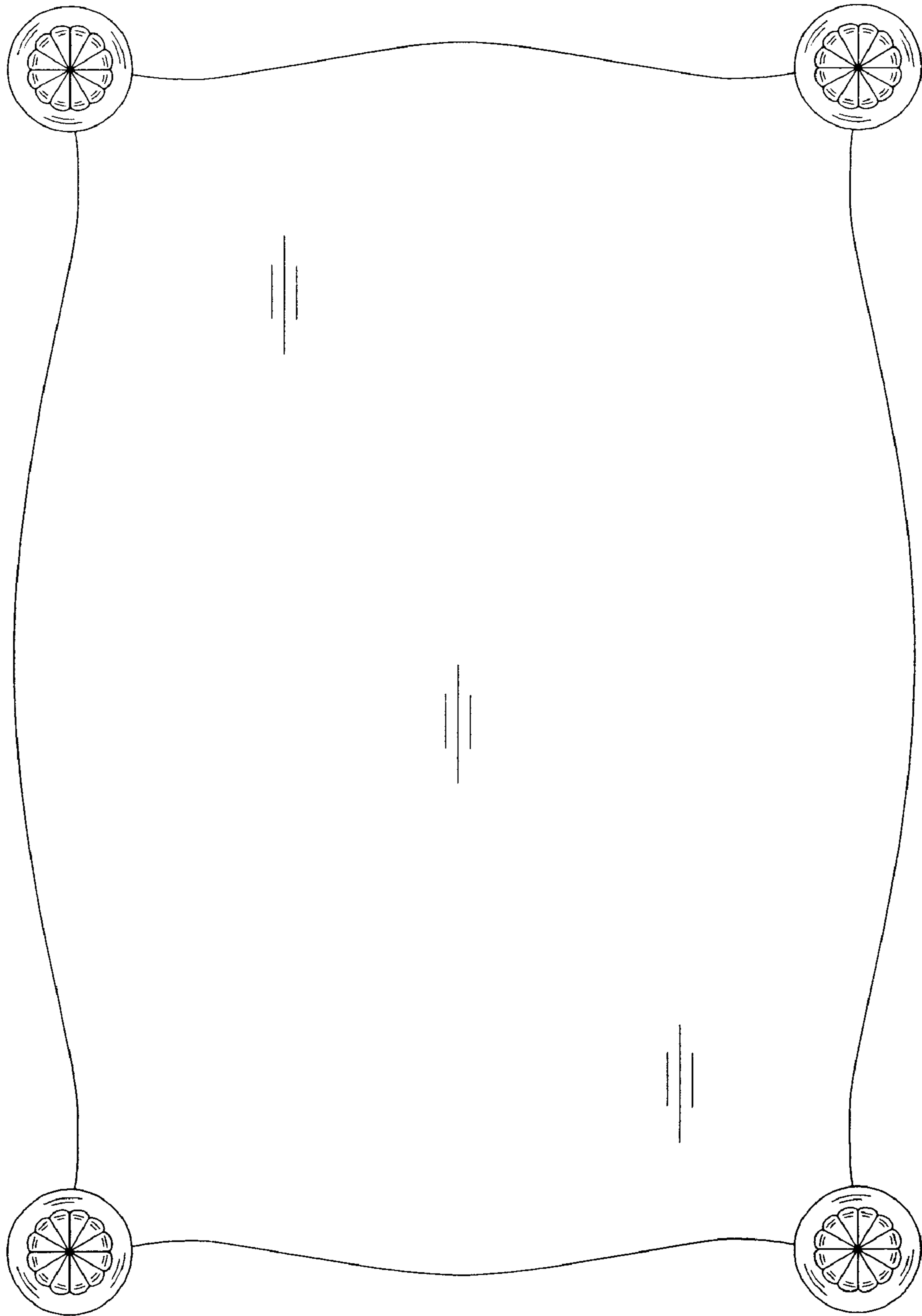


FIG. 4