



US00D461067S

(12) **United States Design Patent**
Frank et al.

(10) **Patent No.: US D461,067 S**

(45) **Date of Patent: ** Aug. 6, 2002**

(54) **MOBILE STORAGE**

D365,224 S * 12/1995 Pohlman D6/445
D404,873 S * 1/1999 Simons et al. D34/19

(75) Inventors: **Klaus Frank**, Hannover; **Werner Sauer**, Spenge, both of (DE)

OTHER PUBLICATIONS

Miller's Office Products, p. 108; mobile file pedestals bottom left on page. 1995.*

(73) Assignee: **Eggersmann GmbH & Co. KG**, Espelkamp (DE)

* cited by examiner

(**) Term: **14 Years**

Primary Examiner—Cathron C. Brooks

(21) Appl. No.: **29/065,773**

(74) *Attorney, Agent, or Firm*—Nixon & Vanderhye

(22) Filed: **Oct. 25, 1996**

(57) **CLAIM**

(30) **Foreign Application Priority Data**

The ornamental design for an mobile storage, as shown and described.

Apr. 26, 1996 (DE) M 96 03 904
Jul. 12, 1996 (DE) M 96 05 924

DESCRIPTION

(51) **LOC (7) Cl.** **06-04**

FIG. 1 is a top, front and left side perspective view of an office container according to our design;

(52) **U.S. Cl.** **D6/446**

FIG. 2 is a front elevational view thereof;

(58) **Field of Search** D6/432-448; D34/19, D34/20

FIG. 3 is a top plan view thereof;

FIG. 4 is a bottom plan view thereof;

(56) **References Cited**

FIG. 5 is a right side elevational view thereof, the left side being a mirror image thereof; and,

U.S. PATENT DOCUMENTS

FIG. 6 is a rear elevational view thereof.

D236,782 S * 9/1975 Sklaroff D6/446
D327,967 S * 7/1992 Hikawa D34/20
D328,824 S * 8/1992 Bellini et al. D6/445
D340,820 S * 11/1993 Frischer D6/441
D357,781 S * 4/1995 Crinion D34/19

The cast shadows of the photographs are not part of the present design.

1 Claim, 3 Drawing Sheets



Fig. 1




Fig. 2




Fig. 3



Fig. 4




Fig. 5




Fig. 6

