



US00D461059S

(12) **United States Design Patent**  
**Johnson**

(10) **Patent No.:** **US D461,059 S**

(45) **Date of Patent:** **\*\* Aug. 6, 2002**

(54) **DECORATIVE FRAME**

D413,205 S \* 8/1999 Johnson ..... D6/304  
D414,042 S \* 9/1999 Johnson ..... D6/304

(76) Inventor: **John Keith Johnson**, 52 E. Broadway,  
Gettysburg, PA (US) 17325

\* cited by examiner

(\*\*) Term: **14 Years**

*Primary Examiner*—Janice E. Seeger  
(74) *Attorney, Agent, or Firm*—Antonelli, Terry, Stout &  
Kraus, LLP

(21) Appl. No.: **29/145,066**

(22) Filed: **Jul. 17, 2001**

(57) **CLAIM**

(51) **LOC (7) Cl.** ..... **06-07**

The ornamental design for a decorative frame, as shown and  
described.

(52) **U.S. Cl.** ..... **D6/304**

(58) **Field of Search** ..... D6/300–314; D20/29,  
D20/30, 23–25; D11/133; 40/700, 711,  
721, 722, 724, 734, 735, 765, 790, 798,  
800

**DESCRIPTION**

FIG. 1 is a front view of the invention;  
FIG. 2 is a left front perspective view;  
FIG. 3 is a right front perspective view;  
FIG. 4 is a left side view of the invention;  
FIG. 5 is a right side view of the invention;  
FIG. 6 is a top view of the invention; and,  
FIG. 7 is a bottom view of the invention.

(56) **References Cited**

**U.S. PATENT DOCUMENTS**

D48,709 S \* 3/1916 Conway ..... D6/34  
D111,960 S \* 11/1938 De Rauf ..... D6/300  
D412,404 S \* 8/1999 Johnson ..... D6/304

**1 Claim, 6 Drawing Sheets**



FIG. 1




FIG. 2



FIG. 3



**FIG. 4**



**FIG. 5**




FIG. 6




FIG. 7

