



US00D461056S

(12) **United States Design Patent**
Florence

(10) **Patent No.:** **US D461,056 S**

(45) **Date of Patent:** **** Aug. 6, 2002**

(54) **TOOTHBRUSH**

(75) Inventor: **Ira Florence**, Thornhill (CA)

(73) Assignee: **Sulcabrush Inc.**, Toronto

(**) Term: **14 Years**

(21) Appl. No.: **29/145,542**

(22) Filed: **Jul. 26, 2001**

(51) **LOC (7) Cl.** **04-02**

(52) **U.S. Cl.** **D4/104**

(58) **Field of Search** D4/104-112, 132-134,
D4/136, 138; 15/110, 143.1, 159.1, 167.1,
167.2, 186, 187, 207.2, DIG. 5; 16/430;
132/308; 601/139, 141

(56) **References Cited**

U.S. PATENT DOCUMENTS

D278,661 S	*	5/1985	Gelsen	D4/104
4,679,272 A	*	7/1987	Florence	15/167.1
D301,937 S	*	7/1989	Thompson	D4/104

* cited by examiner

Primary Examiner—Lisa Lichtenstein

(74) *Attorney, Agent, or Firm*—Bereskin & Parr

(57) **CLAIM**

The ornamental design for a toothbrush, as shown and described.

DESCRIPTION

FIG. 1 is an isometric view from the bottom and to one side showing my new design;

FIG. 2 is an isometric view from the top and to one side thereof;

FIG. 3 is a bottom plan view thereof;

FIG. 4 is a right side elevational view thereof;

FIG. 5 is a top plan view thereof;

FIG. 6 is a left side elevational view thereof;

FIG. 7 is an elevational view thereof from one end;

FIG. 8 is an elevational view thereof from the other end;

FIG. 9 is an isometric view from the bottom and to one side of a toothbrush showing a second embodiment of my new design;

FIG. 10 is an isometric view from the top and to one side of FIG. 9.

FIG. 11 is a bottom plan view of FIG. 9.

FIG. 12 is a right side elevational view of FIG. 9.

FIG. 13 is a top plan view of FIG. 9.


FIG. 14 is a left side elevational view of FIG. 9.

FIG. 15 is an elevational view of FIG. 9 from one end; and,

FIG. 16 is an elevational view of FIG. 9 from the other end.

The portion of the toothbrush shown in broken lines is for illustrative purposes only and forms no part of the claimed design.

1 Claim, 2 Drawing Sheets






FIG. 1

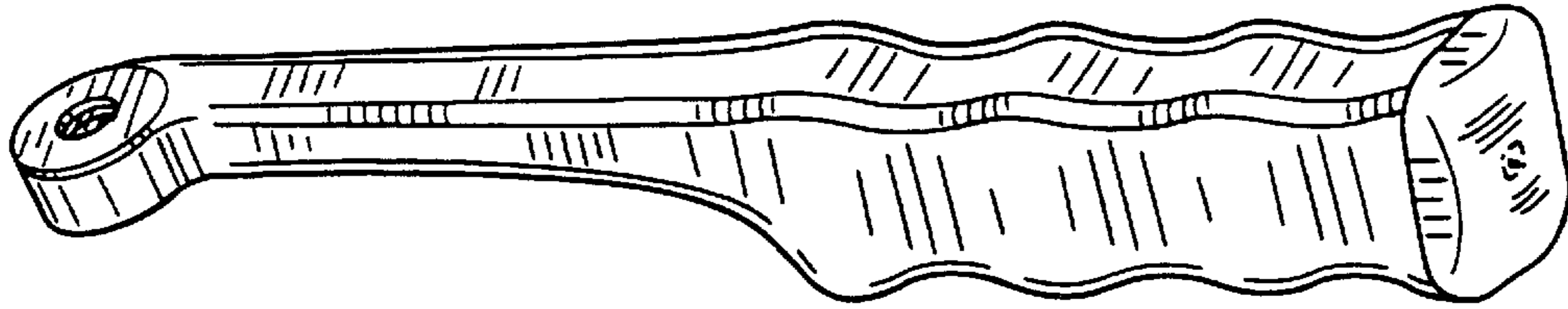


FIG. 2

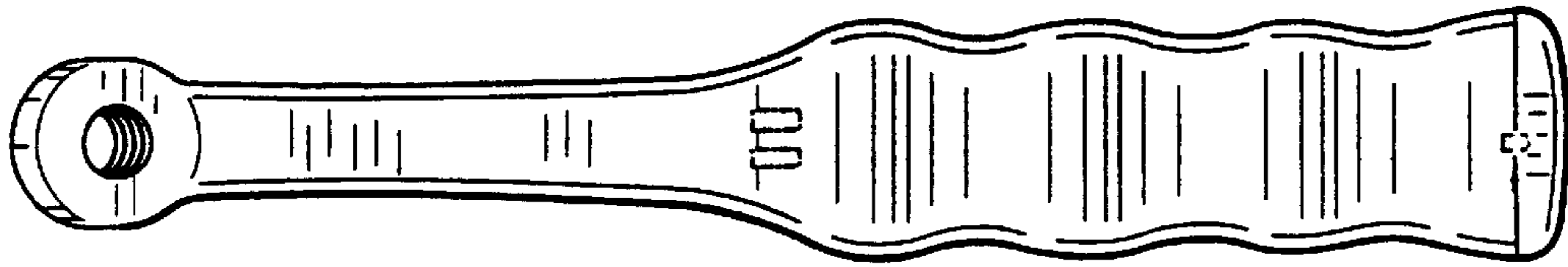


FIG. 3

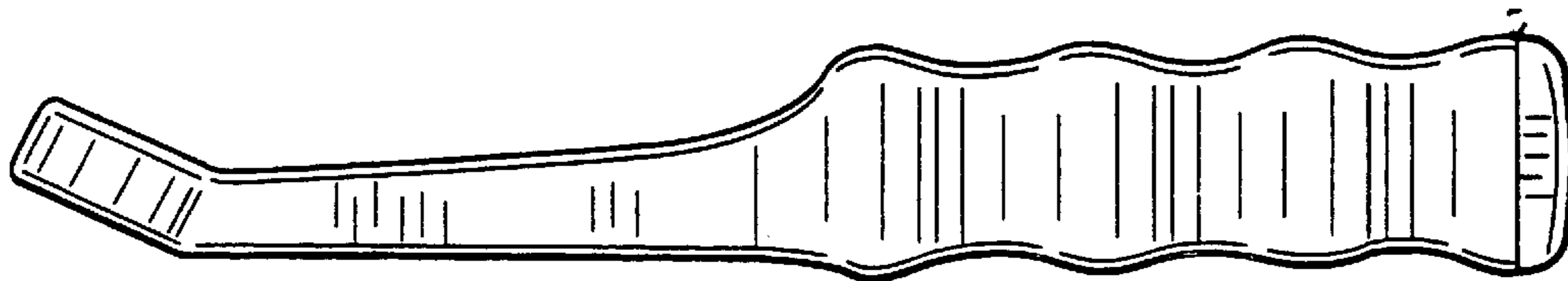


FIG. 4

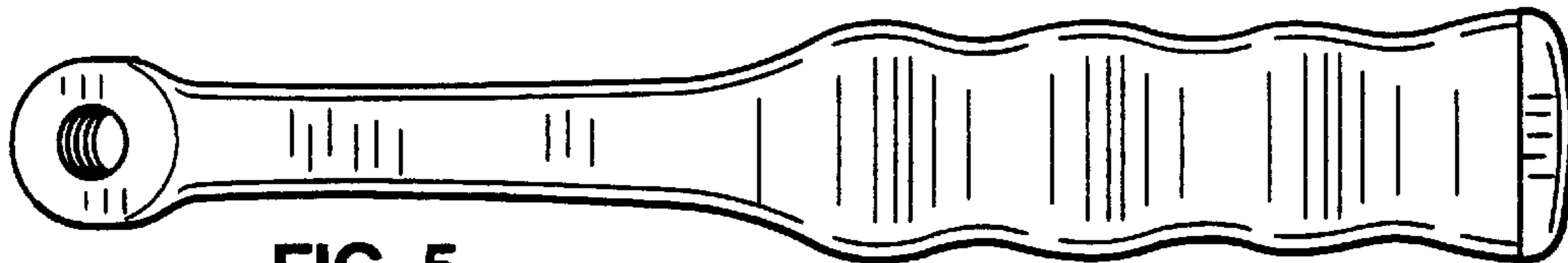


FIG. 5

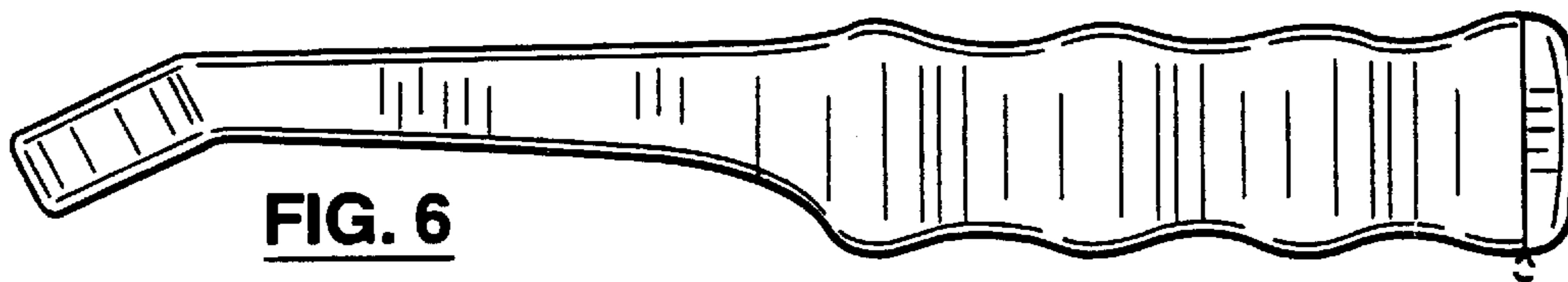


FIG. 6

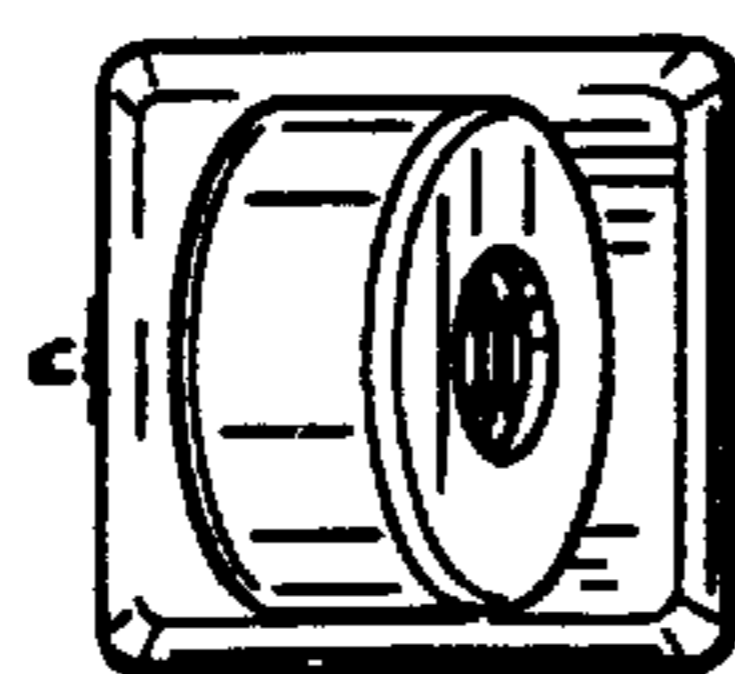


FIG. 7

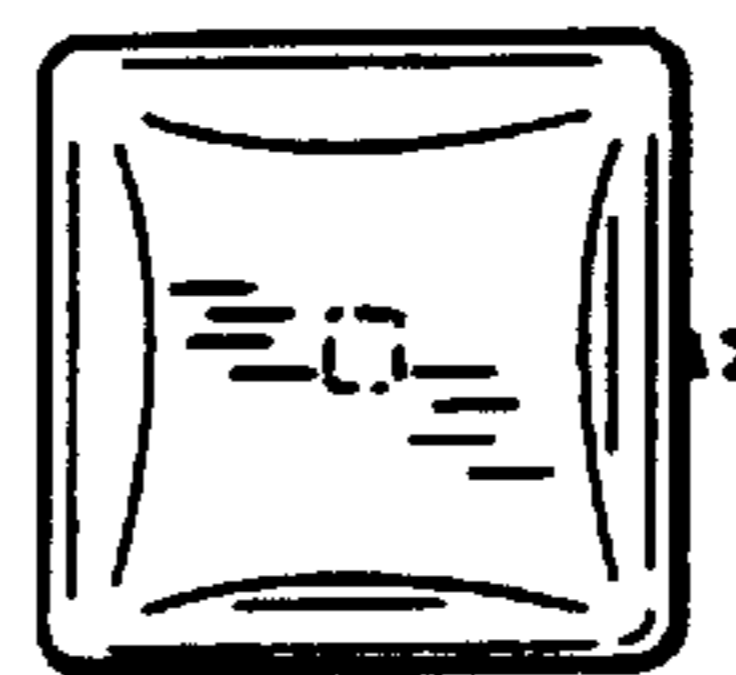


FIG. 8




FIG. 9

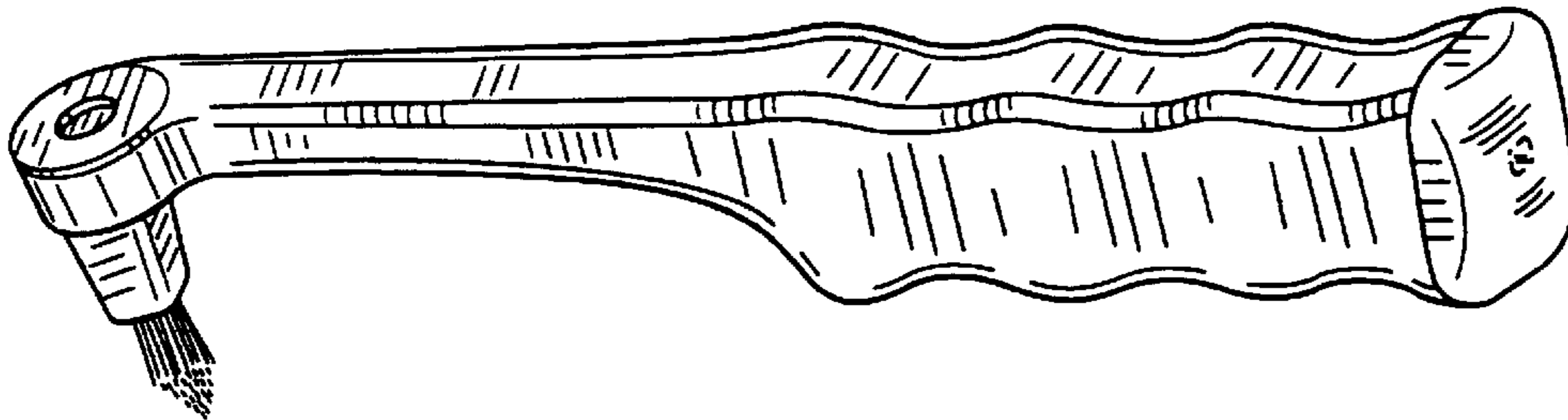


FIG. 10

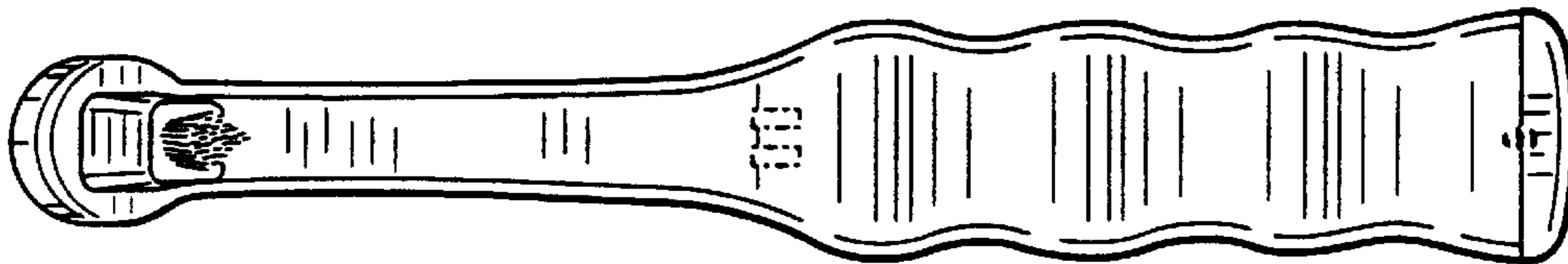


FIG. 11

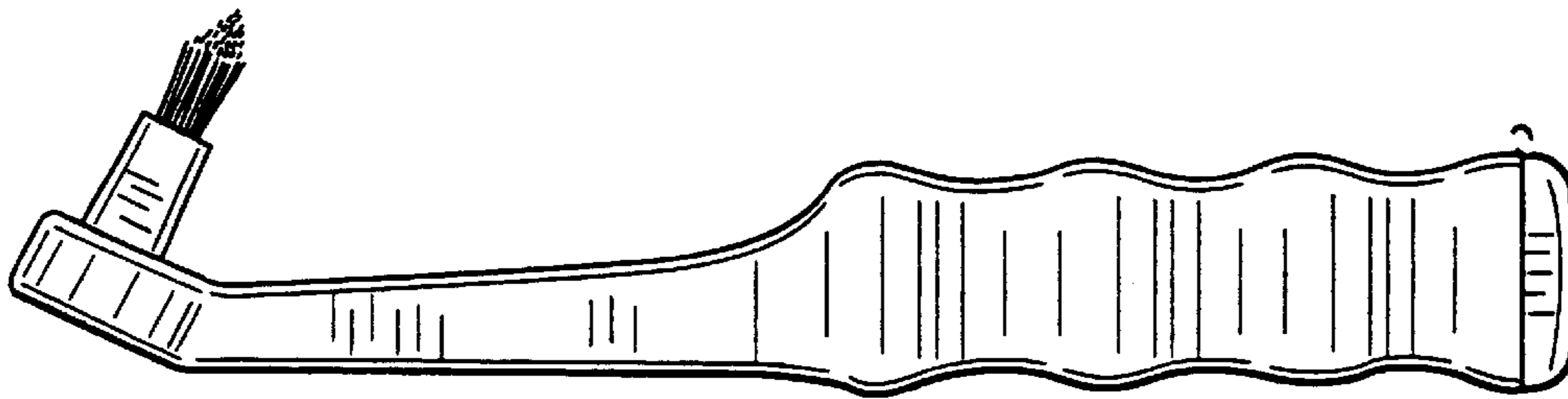


FIG. 12




FIG. 13

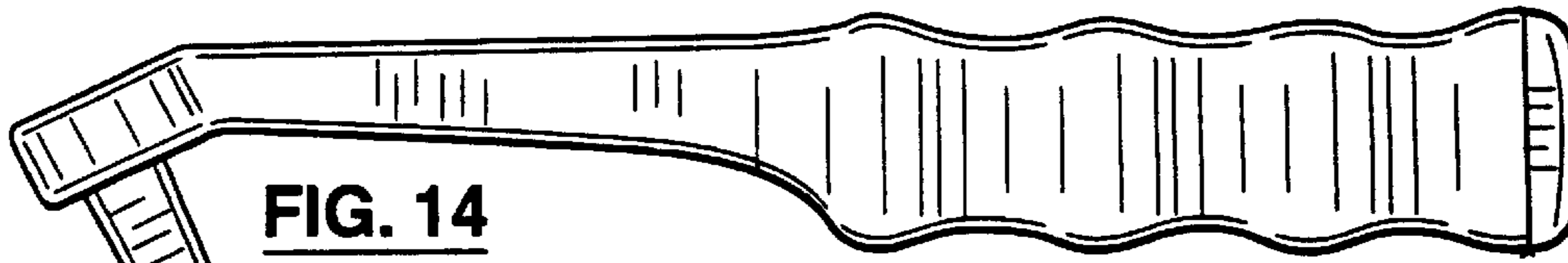


FIG. 14

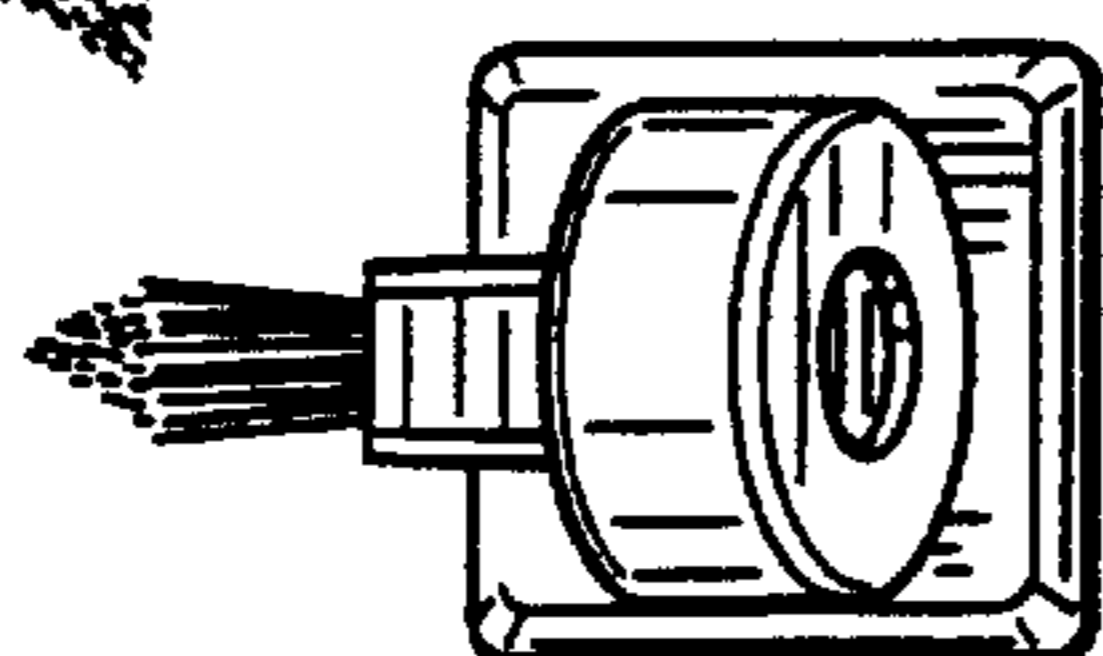


FIG. 15




FIG. 16