



US00D461050S

(12) **United States Design Patent**
Kaplan

(10) **Patent No.:** **US D461,050 S**

(45) **Date of Patent:** **** Aug. 6, 2002**

(54) **JEWELRY BOX**

(75) Inventor: **Michael Kaplan**, Armonk, NY (US)

(73) Assignee: **Rocket Jewelry Box, Inc.**, Bronx, NY (US)

(**) Term: **14 Years**

(21) Appl. No.: **29/147,375**

(22) Filed: **Aug. 28, 2001**

Related U.S. Application Data

(62) Division of application No. 29/127,944, filed on Aug. 15, 2000, now abandoned.

(51) **LOC (7) Cl.** **03-01**

(52) **U.S. Cl.** **D3/273; D3/903; D3/294**

(58) **Field of Search** D3/294, 270, 271, D3/272, 273, 302, 903; D9/420, 423, 424, 425; 206/6.1, 457, 566

(56) **References Cited**

U.S. PATENT DOCUMENTS

D271,916 S 12/1983 Koch D3/273

D306,405 S	3/1990	Kuerti	D9/424
D306,973 S	4/1990	Kaplan	D9/423
D309,106 S	7/1990	Willson	D9/430
D323,257 S	1/1992	Cornwell	D6/470
D336,049 S	6/1993	Patridge, Jr.	D10/69
D339,061 S	9/1993	Kilmartin, III et al.	D9/430
D341,388 S	11/1993	Rocco	D3/274
D433,231 S	11/2000	Kaplan	D3/273

Primary Examiner—Philip S. Hyder

(74) *Attorney, Agent, or Firm*—Lewis H. Eslinger, Esq.

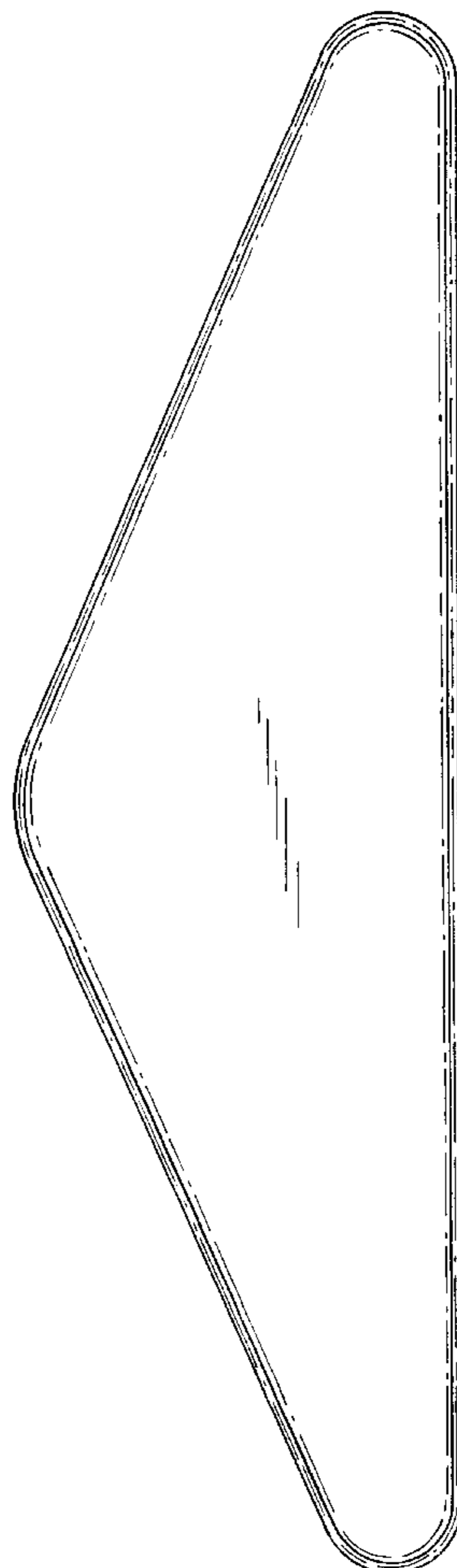
(57) **CLAIM**

The ornamental design for a jewelry box, as shown and described.

DESCRIPTION

FIG. 1 is a top view of the jewelry box showing my new and ornamental design;
FIG. 2 is a bottom view thereof;
FIG. 3 is a front view thereof;
FIG. 4 is a back view thereof;
FIG. 5 is a left side view thereof; and,
FIG. 6 is a right side view thereof.

1 Claim, 3 Drawing Sheets



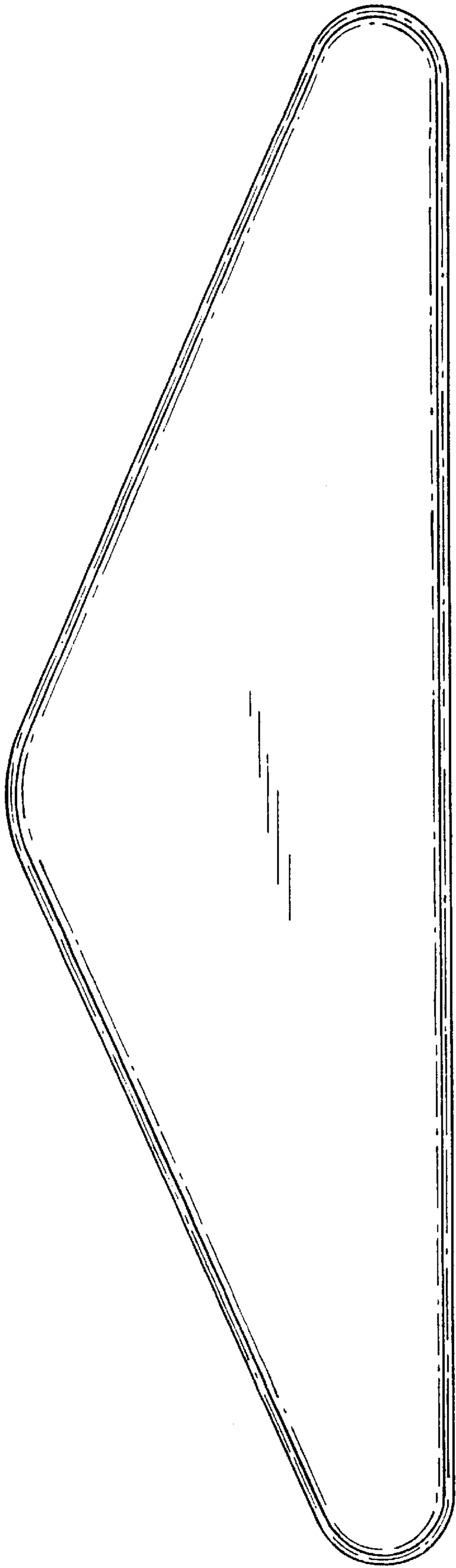


FIG. 1

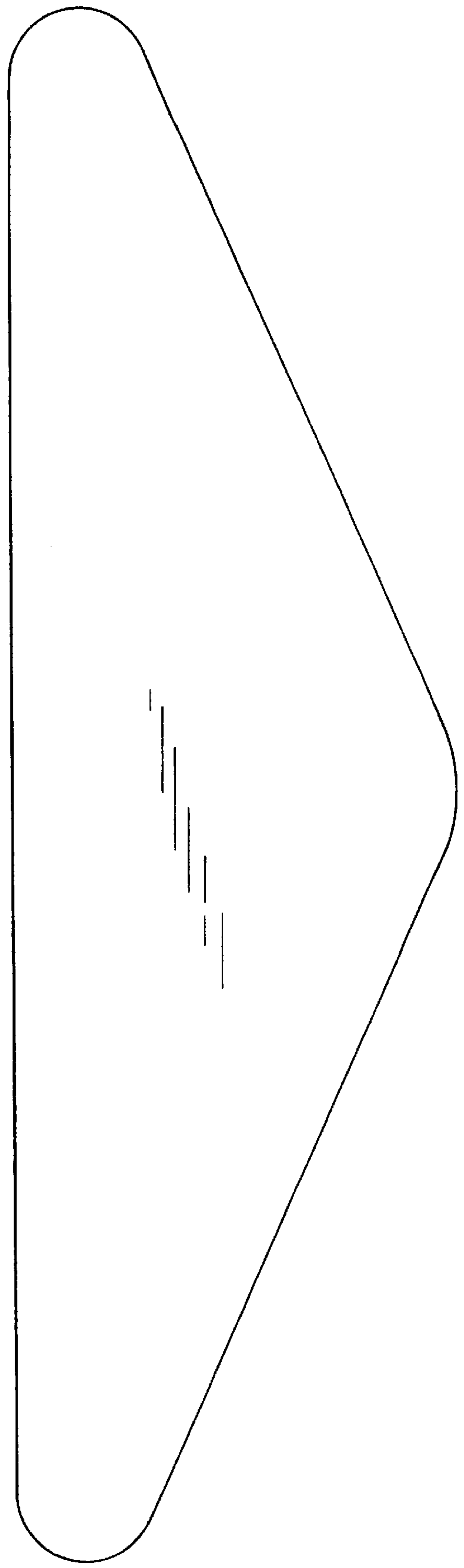


FIG. 2

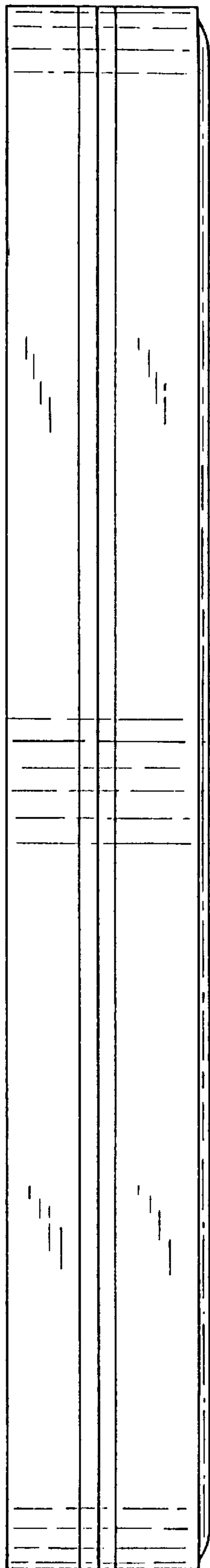


FIG. 3




FIG. 4

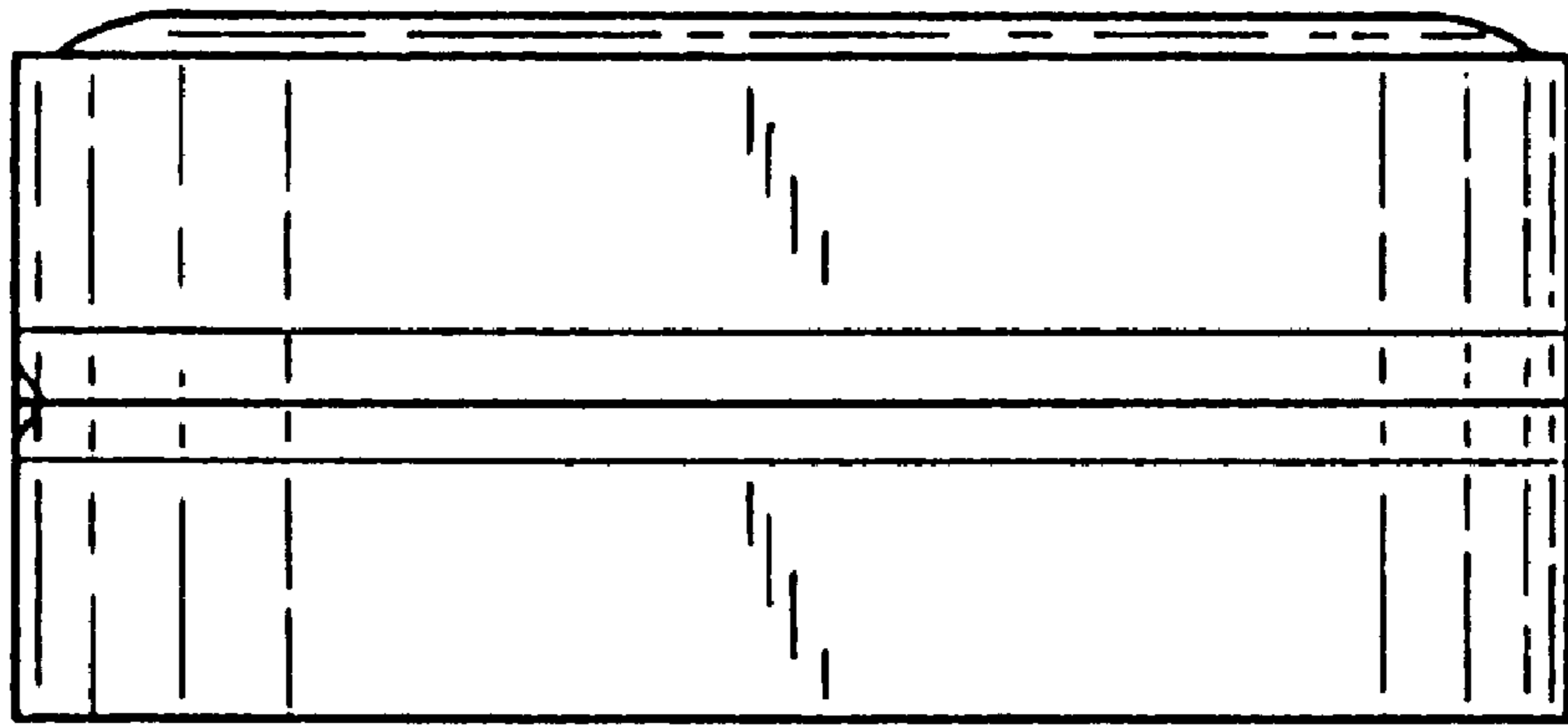


FIG. 5

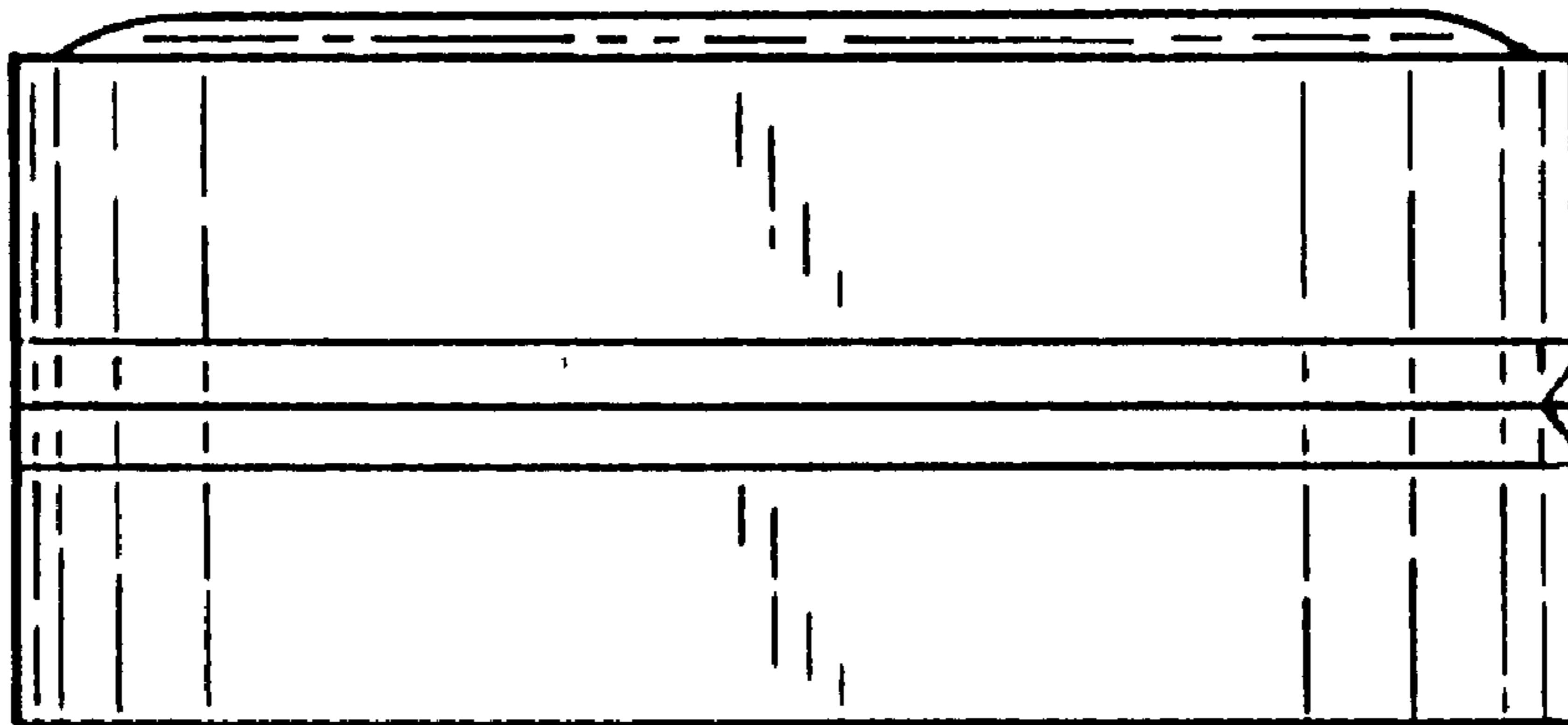


FIG. 6