



US00D461042S

(12) **United States Design Patent**  
**Urie et al.**

(10) **Patent No.:** **US D461,042 S**

(45) **Date of Patent:** **\*\* Aug. 6, 2002**

(54) **FOOTWEAR UPPER**

(75) Inventors: **Grant A. Urie**, Burlington; **Clark A. Matis**, Charlotte, both of VT (US)

(73) Assignee: **Wolverine World Wide, Inc.**, Rockford, MI (US)

(\*\*) Term: **14 Years**

(21) Appl. No.: **29/142,904**

(22) Filed: **Jun. 5, 2001**

(51) **LOC (7) Cl.** ..... **02-04**

(52) **U.S. Cl.** ..... **D2/969; D2/916**

(58) **Field of Search** ..... D2/897-900, 916-920,  
D2/922-924, 929-933, 947-961, 969, 971;  
36/7.3, 7.5, 11.5, 50.1, 45

(56) **References Cited**

**U.S. PATENT DOCUMENTS**

D255,396 S	*	6/1980	Scheinhaus et al.	.....	D2/916
D347,309 S	*	5/1994	McDonald	.....	D2/969
D353,038 S	*	12/1994	Morris et al.	.....	D2/969
D385,094 S	*	10/1997	Hardigan	.....	D2/969
6,021,585 A	*	2/2000	Cole	.....	36/11.5
D422,402 S	*	4/2000	Lavertuer et al.	.....	D2/969
D435,335 S	*	12/2000	Dean	.....	D2/969
D436,249 S	*	1/2001	Matis et al.	.....	D2/969
D437,677 S	*	2/2001	Matis et al.	.....	D2/969
D438,695 S	*	3/2001	Matis et al.	.....	D2/969

D442,359 S	*	5/2001	Matis et al.	.....	D2/969
D442,769 S	*	5/2001	Matis et al.	.....	D2/969
6,256,906 B1	*	7/2001	Matis et al.	.....	36/11.5

**OTHER PUBLICATIONS**

Chaco Catalog, pp. 8-14.

\* cited by examiner

*Primary Examiner*—Louis S. Zarfes

*Assistant Examiner*—Gregory A Andoll

(74) *Attorney, Agent, or Firm*—Warner Norcross & Judd

(57) **CLAIM**

The ornamental design for footwear upper, as shown and described.

**DESCRIPTION**

FIG. 1 is a perspective view of the footwear upper embodying the new design;

FIG. 2 is a top plan view thereof;

FIG. 3 is a right side elevational view thereof;

FIG. 4 is a left side elevational view thereof;

FIG. 5 is a front elevational view thereof; and,

FIG. 6 is a rear elevational view thereof.

FIGS. 1 & 3-6 show portions of an outsole in broken lines. The outsole portions shown in broken lines are shown for environmental purposes and does not form any part of the claimed design.

**1 Claim, 4 Drawing Sheets**





Fig. 1

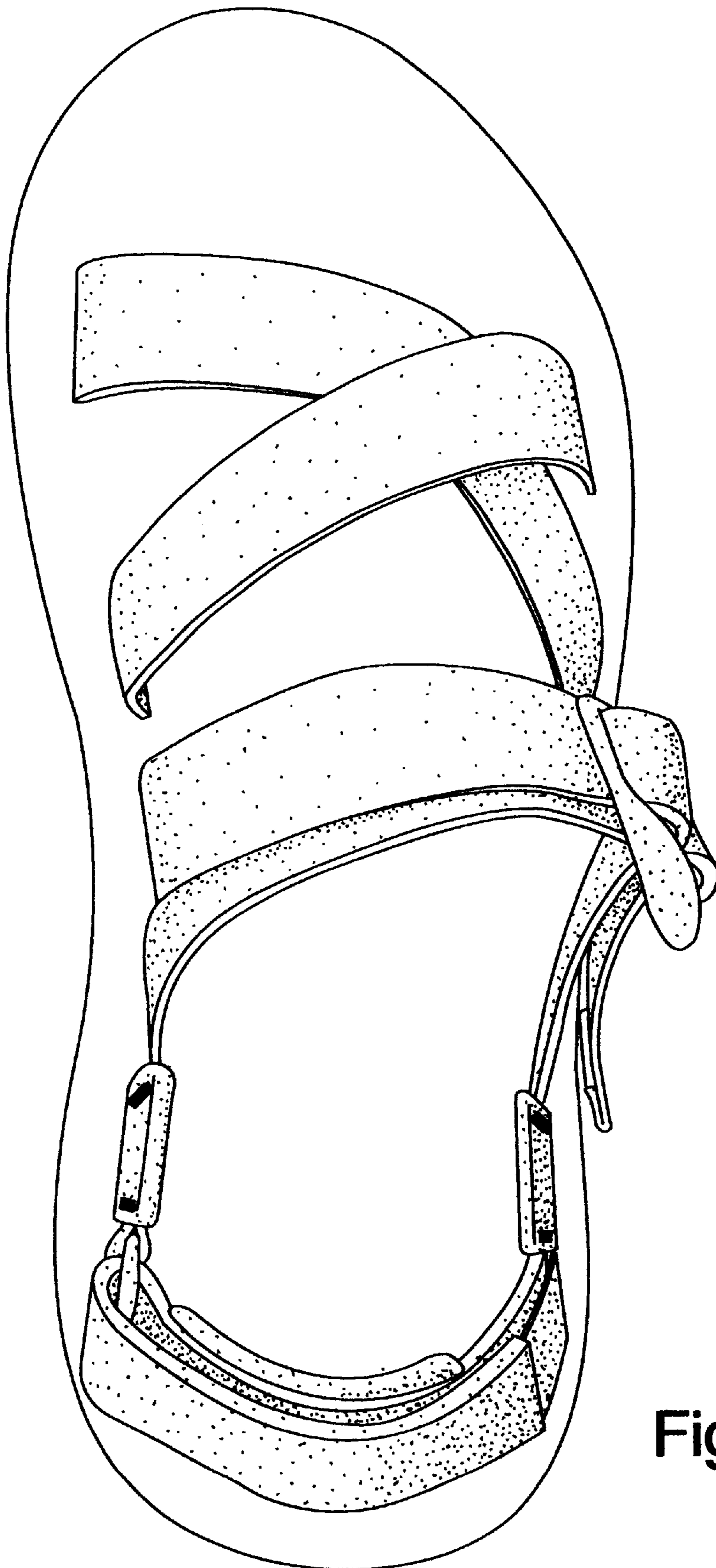


Fig. 2

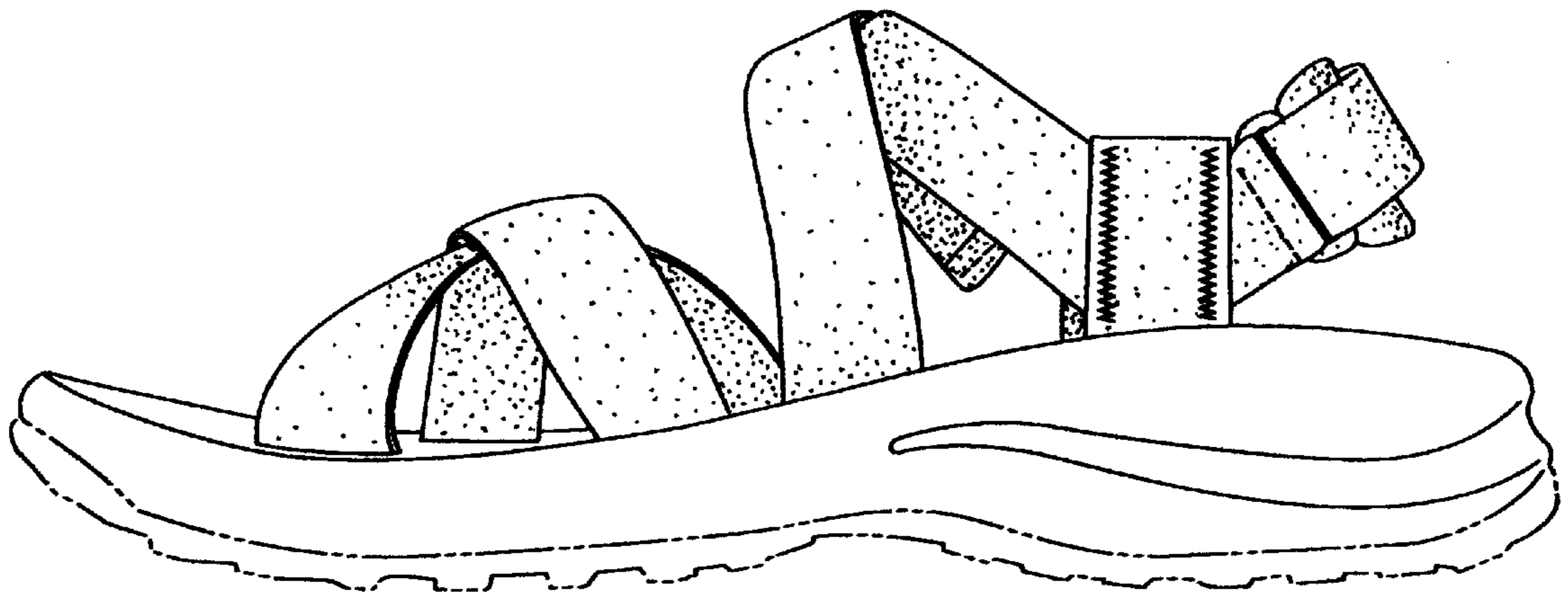


Fig. 3




Fig. 4

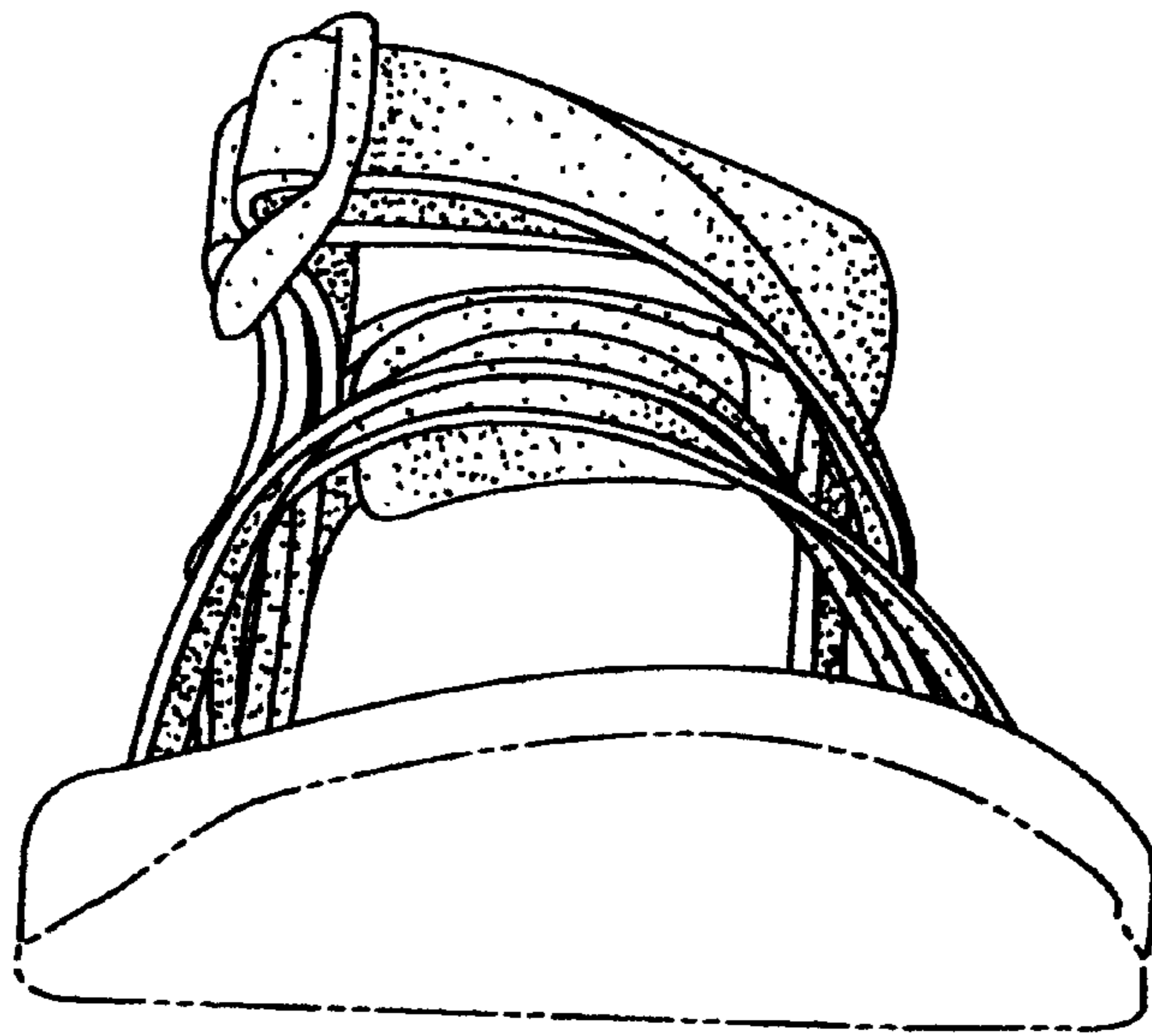


Fig. 5

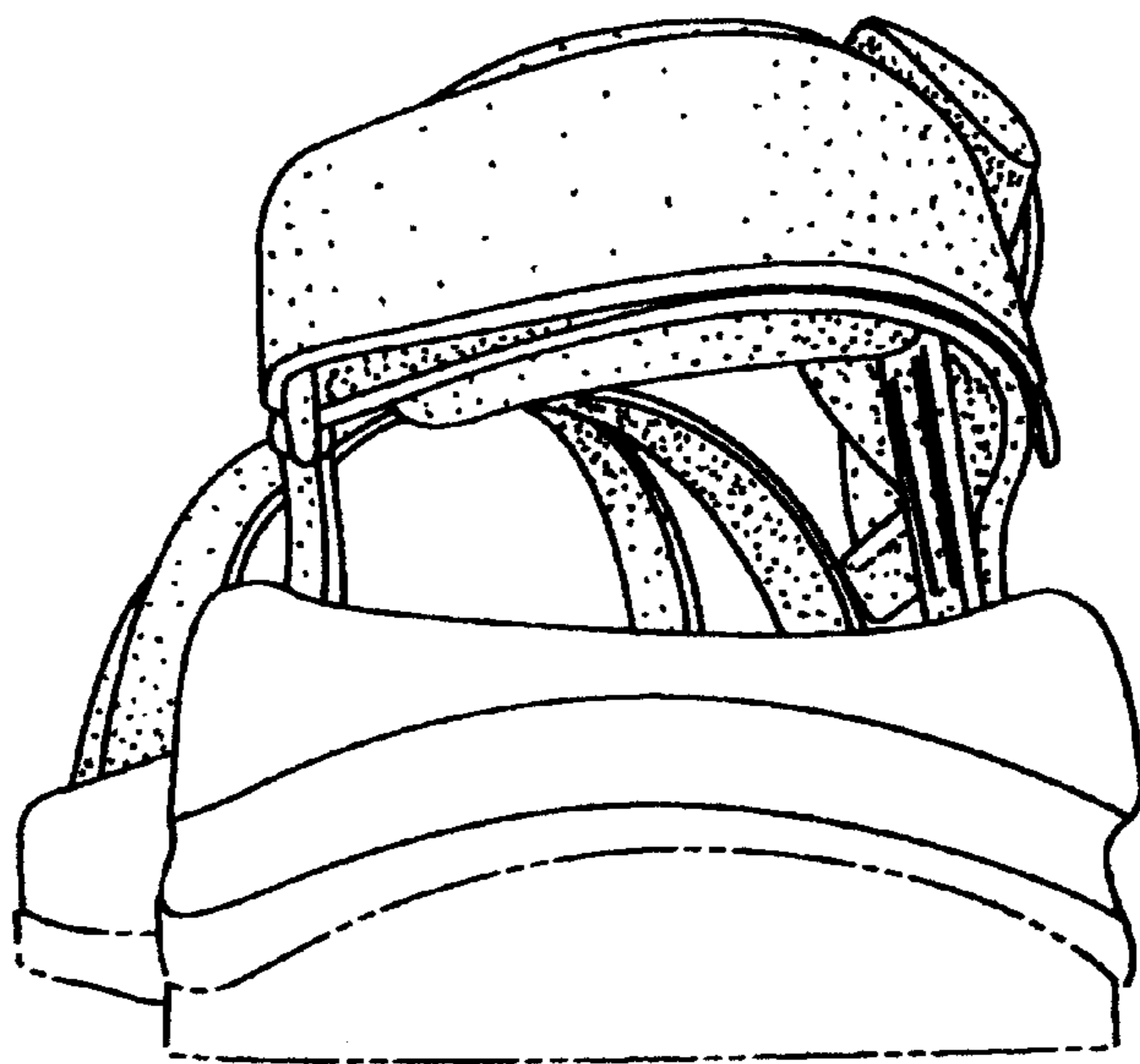


Fig. 6