



US00D461011S

(12) **United States Design Patent**
Stepanchick

(10) **Patent No.:** **US D461,011 S**

(45) **Date of Patent:** **** Jul. 30, 2002**

(54) **SCALLOPED PATIO PAVING BLOCK**

(75) **Inventor:** **Ronald N. Stepanchick, Lititz, PA (US)**

(73) **Assignee:** **Amerimax Home Products, Inc., Lancaster, PA (US)**

(**) **Term:** **14 Years**

(21) **Appl. No.:** **29/155,005**

(22) **Filed:** **Feb. 1, 2002**

Related U.S. Application Data

(62) **Division of application No. 29/141,675, filed on May 11, 2001.**

(51) **LOC (7) Cl. 25-01**

(52) **U.S. Cl. D25/113**

(58) **Field of Search D25/112-118, D25/164, 199; D21/484-486, 499-505; 405/284, 16, 272-273; 404/17-21, 29-30, 32-35, 37-42; 52/574-582.2, 596, 598-599, 603-612**

(56) **References Cited**

U.S. PATENT DOCUMENTS

| | | | | | |
|--------------|---|---------|---------------|-------|------------|
| 3,675,954 A | * | 7/1972 | Konig | | 52/582.1 X |
| D283,551 S | * | 4/1986 | Repasky | | D25/113 |
| D434,509 S | * | 11/2000 | Oliver et al. | | D25/199 |
| 6,171,015 B1 | * | 1/2001 | Barth et al. | | 404/34 |
| D445,920 S | * | 7/2001 | Payne | | D25/113 |

* cited by examiner

Primary Examiner—Louis S. Zarfes

Assistant Examiner—Robert A. Delehanty

(74) *Attorney, Agent, or Firm*—Miller Law Group, PLLC

(57) **CLAIM**

The ornamental design for a scalloped patio paving block, as shown and described.

DESCRIPTION

FIG. 1 is a top plan view of a patio paving block showing my new design; FIG. 2 is an elevational view of the paving block; and, FIG. 3 is a bottom plan view of the paving block.

1 Claim, 2 Drawing Sheets

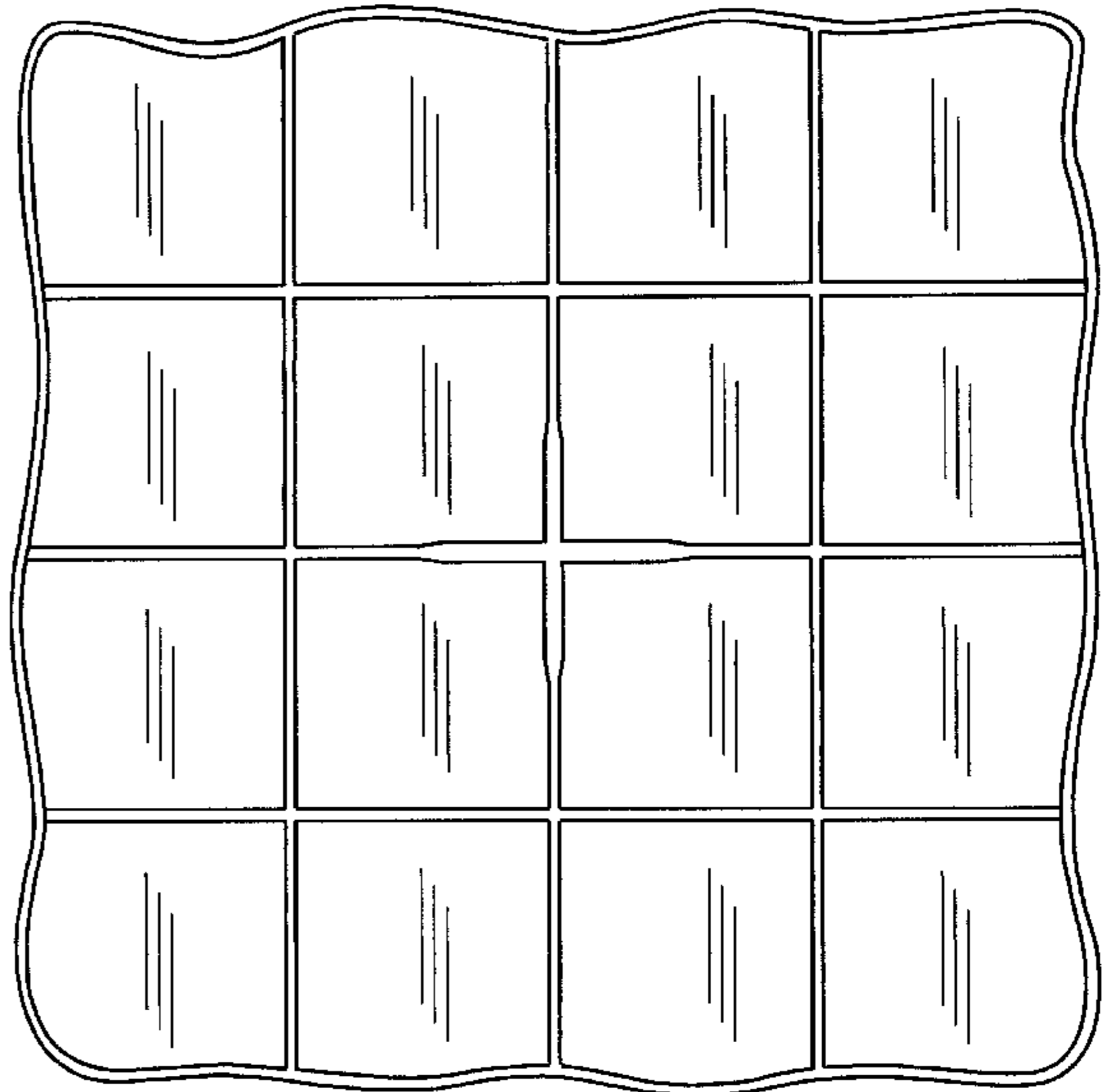
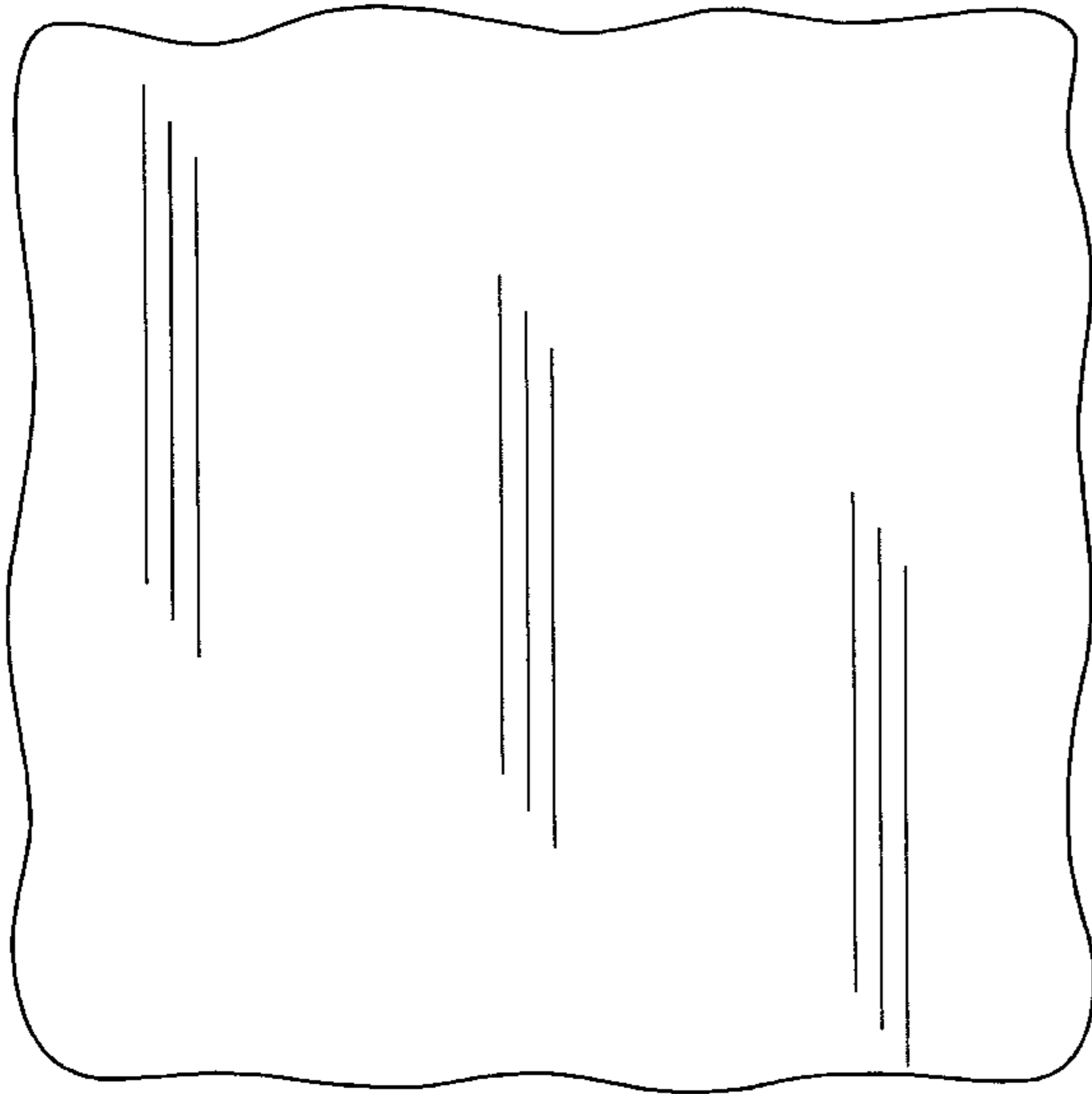


Fig. 1

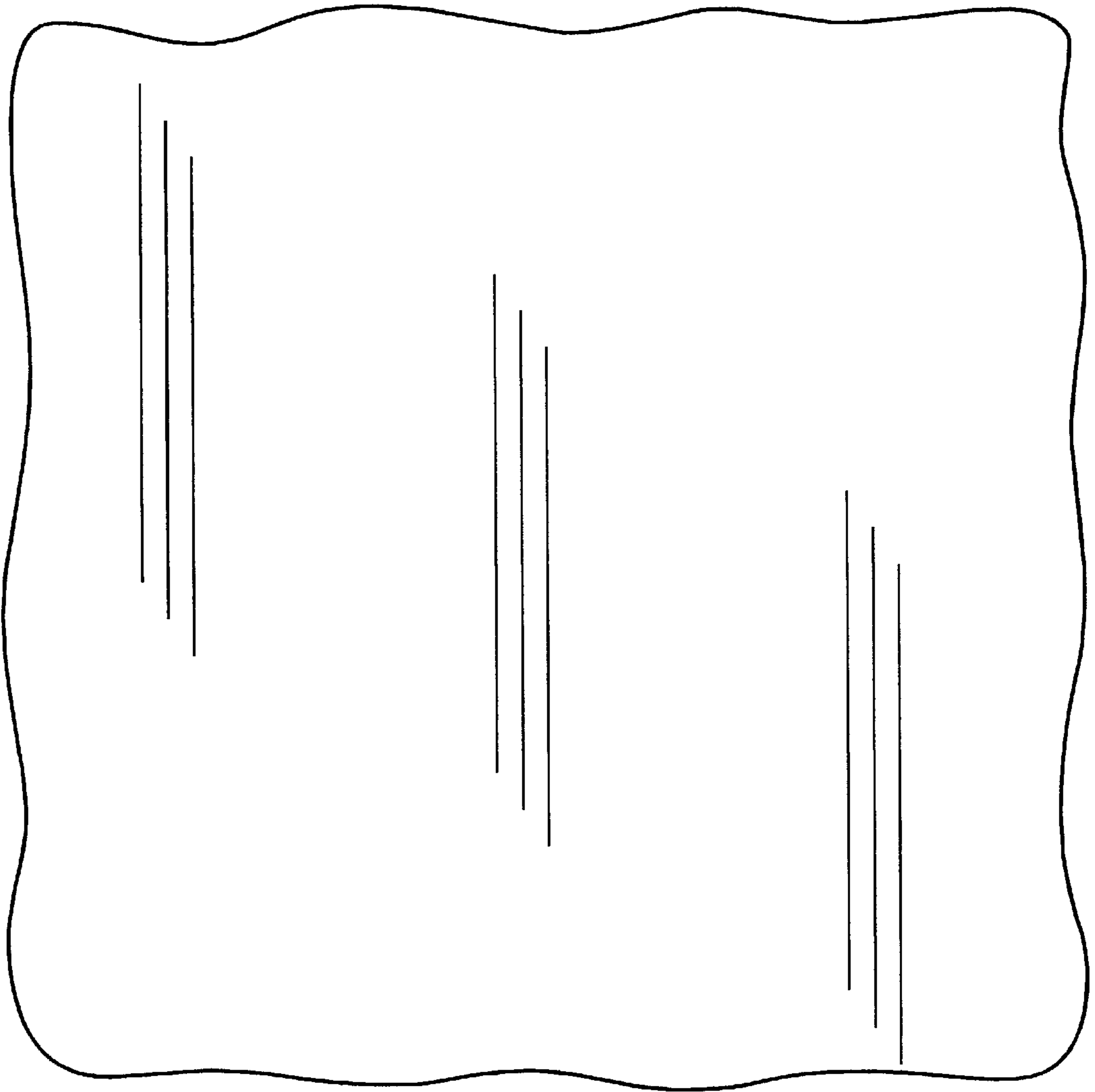


Fig. 2

Fig. 3

