



US00D461009S

(12) **United States Design Patent**  
**Viner**

(10) **Patent No.:** **US D461,009 S**

(45) **Date of Patent:** **\*\* Jul. 30, 2002**

(54) **SELF-MASSAGER**

(76) **Inventor:** **Sam Viner**, 8033 Sunset Blvd., #2659,  
Los Angeles, CA (US) 90046

(\*\*) **Term:** **14 Years**

(21) **Appl. No.:** **29/149,622**

(22) **Filed:** **Oct. 11, 2001**

(51) **LOC (7) Cl.** ..... **24-04**

(52) **U.S. Cl.** ..... **D24/214**

(58) **Field of Search** ..... D24/214, 211,  
D24/200; 601/118, 129, 134, 135, 136,  
137, 130

(56) **References Cited**

**U.S. PATENT DOCUMENTS**

4,266,536	A	*	5/1981	Casares	.....	601/119
4,798,198	A	*	1/1989	Wright	.....	601/119
D326,721	S	*	6/1992	Ujifusa et al.	.....	D24/211
D359,124	S	*	6/1995	Rosenberg	.....	D24/211

5,530,983	A	*	7/1996	Maltese	.....	15/160
D382,644	S	*	8/1997	Chi	.....	D24/200
D403,431	S	*	12/1998	Gladieux, Jr.	.....	D24/215
D444,566	S	*	7/2001	Thomas et al.	.....	D24/214

\* cited by examiner

*Primary Examiner*—Stella Reid

(74) *Attorney, Agent, or Firm*—Natan Epstein

(57) **CLAIM**

The ornamental design for a self-massager, as shown.

**DESCRIPTION**

FIG. 1 is a side view of the self-massager according to my new design;

FIG. 2 is a front view thereof;

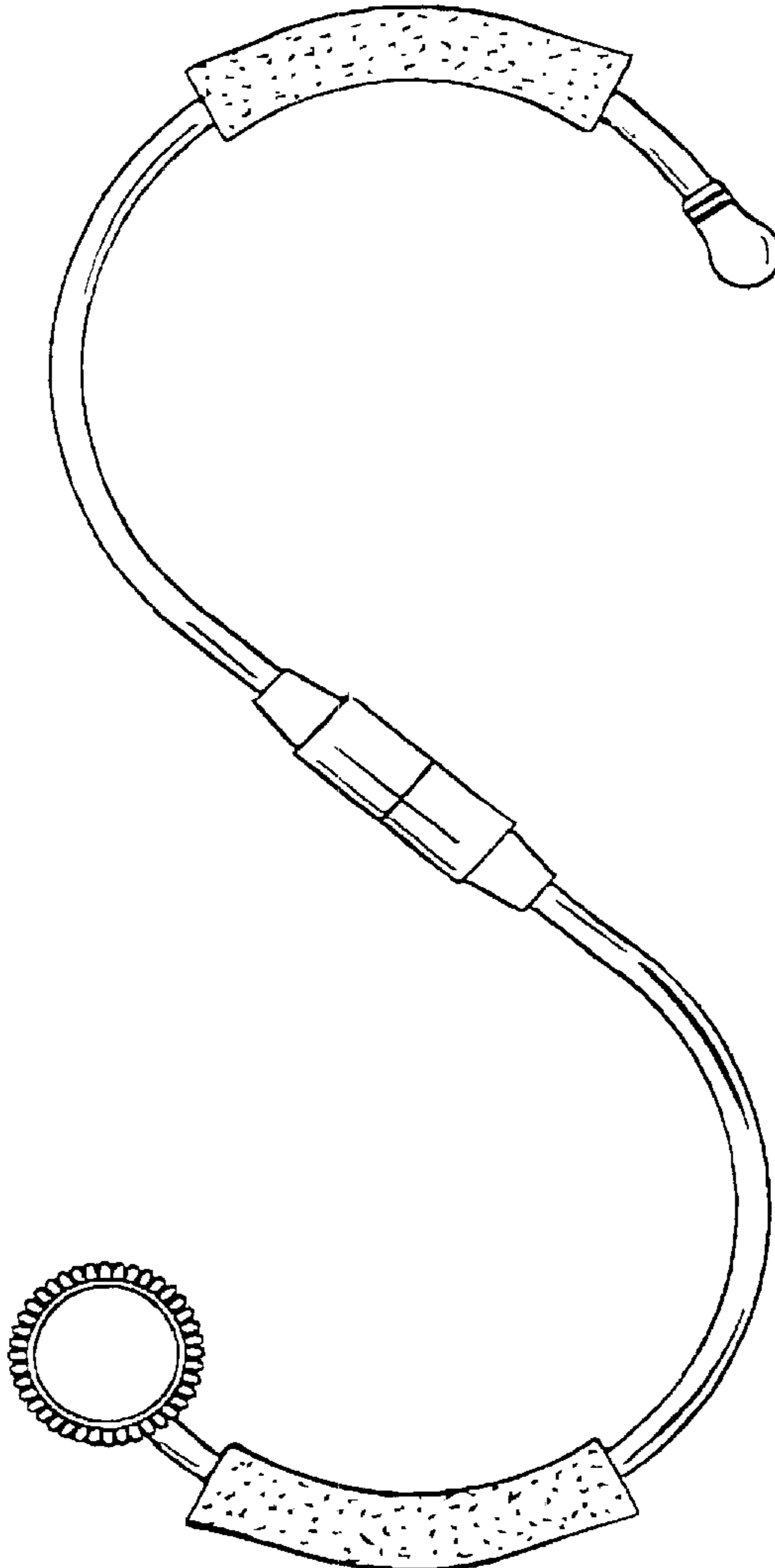
FIG. 3 is a rear view thereof;

FIG. 4 is a top view thereof;

FIG. 5 is a right side view thereof; and,

FIG. 6 is a bottom view thereof.

**1 Claim, 2 Drawing Sheets**



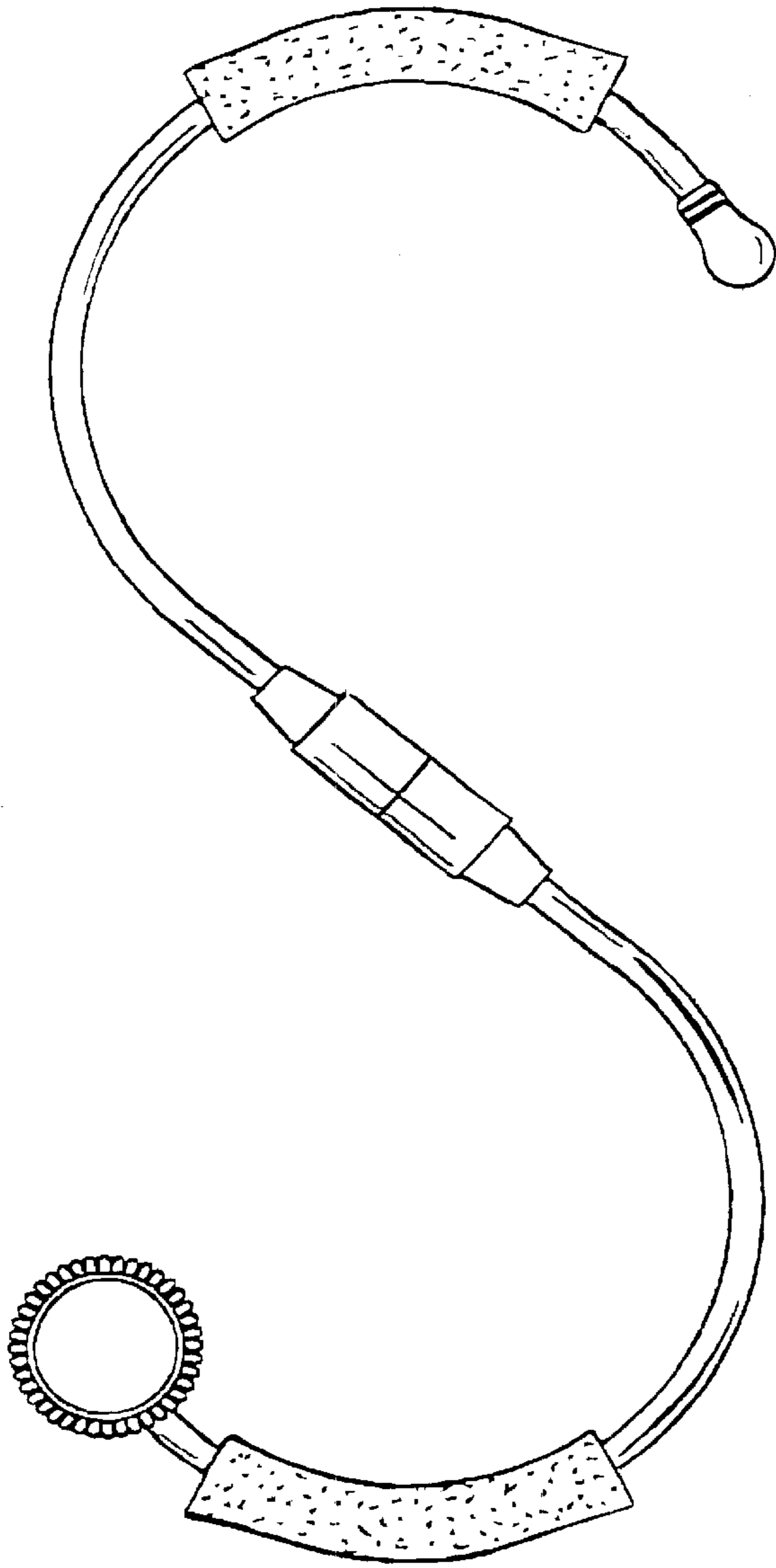


Fig 1

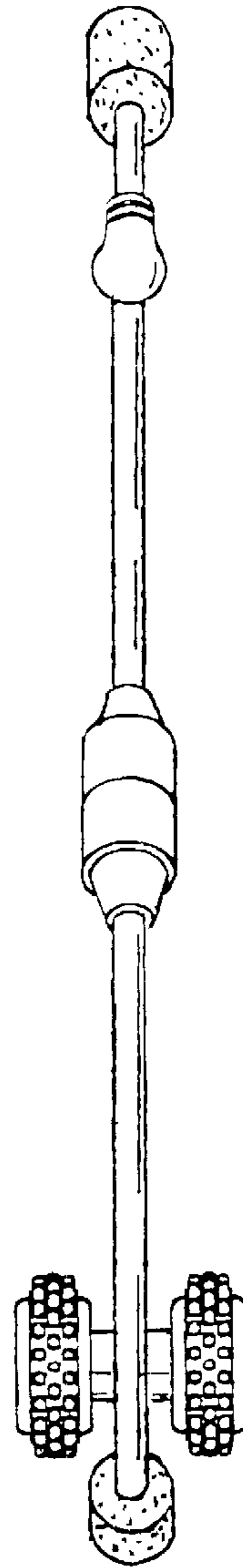


Fig 2

Fig 4

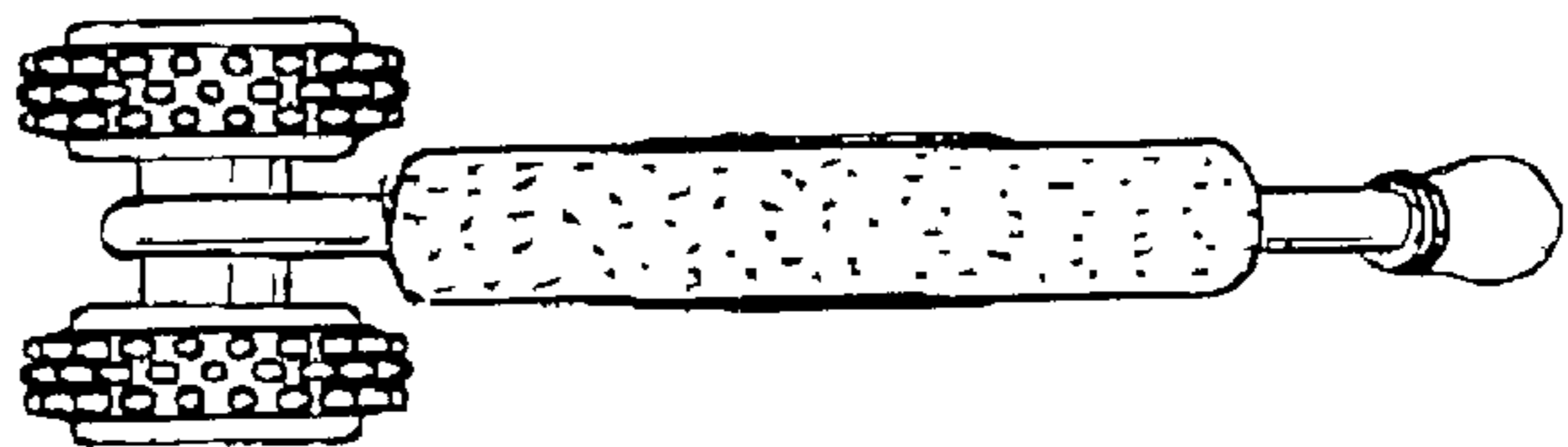


Fig 3

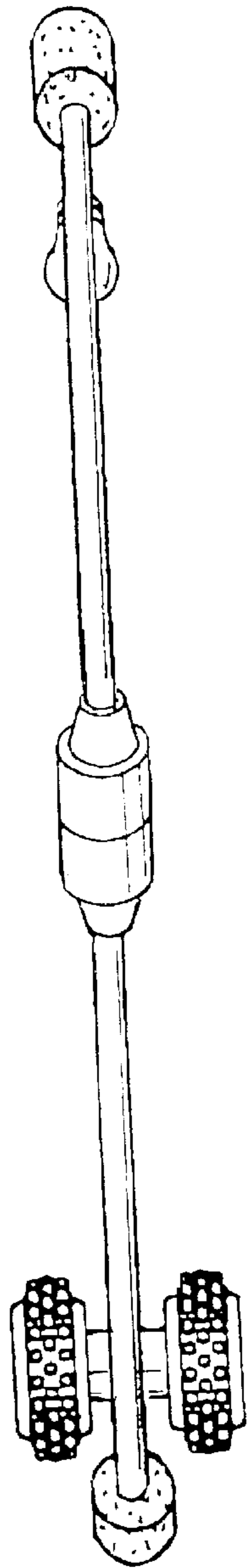


Fig 5

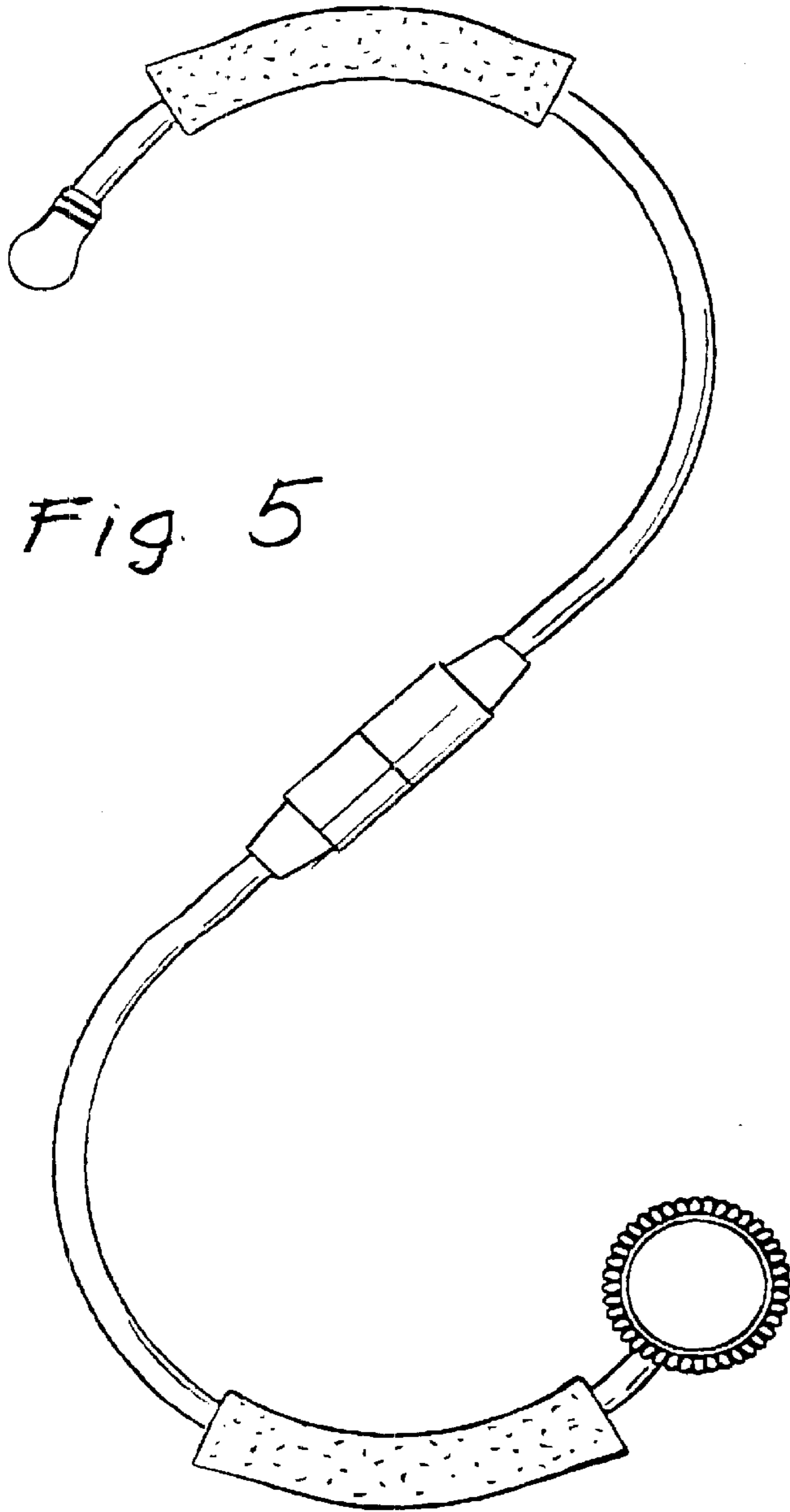


Fig 6

