



US00D461003S

(12) **United States Design Patent**
Gieseke et al.

(10) **Patent No.:** **US D461,003 S**

(45) **Date of Patent:** **** Jul. 30, 2002**

(54) **FILTER ELEMENT HAVING SEALING SYSTEM**

(75) Inventors: **Steven Scott Gieseke**, Richfield;
Carolyn J. Finnerty, Bloomington,
both of MN (US)

(73) Assignee: **Donaldson Company, Inc.**,
Minneapolis, MN (US)

(**) Term: **14 Years**

(21) Appl. No.: **29/119,567**

(22) Filed: **Mar. 2, 2000**

Related U.S. Application Data

(63) Continuation-in-part of application No. 29/101,193, filed on
Feb. 26, 1999.

(51) **LOC (7) Cl.** **23-04**

(52) **U.S. Cl.** **D23/365**

(58) **Field of Search** **D23/365; 55/502**

(56) **References Cited**

U.S. PATENT DOCUMENTS

3,025,963 A	2/1962	Bauer
3,209,917 A	10/1965	Yelinck
3,676,242 A	7/1972	Prentice
3,807,150 A	4/1974	Maracle
3,841,953 A	10/1974	Lohkamp et al.
3,849,241 A	11/1974	Butin et al.
3,878,014 A	4/1975	Melead
4,065,341 A	12/1977	Cub
4,322,231 A	3/1982	Hilzendeger et al.
4,402,830 A	9/1983	Pall
4,449,993 A	5/1984	Bergeron
5,304,312 A	4/1994	Forster et al.
5,350,515 A	9/1994	Stark et al.
5,415,677 A	5/1995	Ager et al.

5,435,870 A	7/1995	Tukagaki et al.
5,487,767 A	1/1996	Brown
5,543,007 A	8/1996	Takagaki et al.
5,547,480 A	8/1996	Coulonvaux
5,613,992 A	3/1997	Engel
5,714,126 A	2/1998	Frund
5,730,766 A	3/1998	Clements
5,820,646 A	10/1998	Gillingham et al.
5,897,676 A	4/1999	Engel

Primary Examiner—Lisa Lichtenstein

(74) *Attorney, Agent, or Firm*—Merchant & Gould P.C.

(57) **CLAIM**

The ornamental design for filter element having sealing system, as shown and described.

DESCRIPTION

FIG. 1 is a left end elevational view of a filter element having a sealing system;
 FIG. 2 is a right end elevational view of the filter element having sealing system, depicted in FIG. 1;
 FIG. 3 is a front elevational view of the filter element having sealing system, depicted in FIG. 1;
 FIG. 4 is a rear elevational view of the filter element having sealing system, depicted in FIG. 1;
 FIG. 5 is a top plan view of the filter element having sealing system, depicted in FIG. 1;
 FIG. 6 is an enlarged top plan view of the filter element having a sealing system shown in FIGS. 1–5; and,
 FIG. 7 is a top plan view of an alternative embodiment of the filter element having sealing system; the left end elevational view having an identical appearance as FIG. 1; the right end elevational view having an identical appearance as FIG. 2; the front elevational view having an identical appearance as FIG. 3; the rear elevational view having an identical appearance as FIG. 4; and the bottom plan view having an identical appearance as FIG. 6.

1 Claim, 7 Drawing Sheets




FIG. 1





FIG. 2






FIG. 3




FIG. 4

FIG. 5

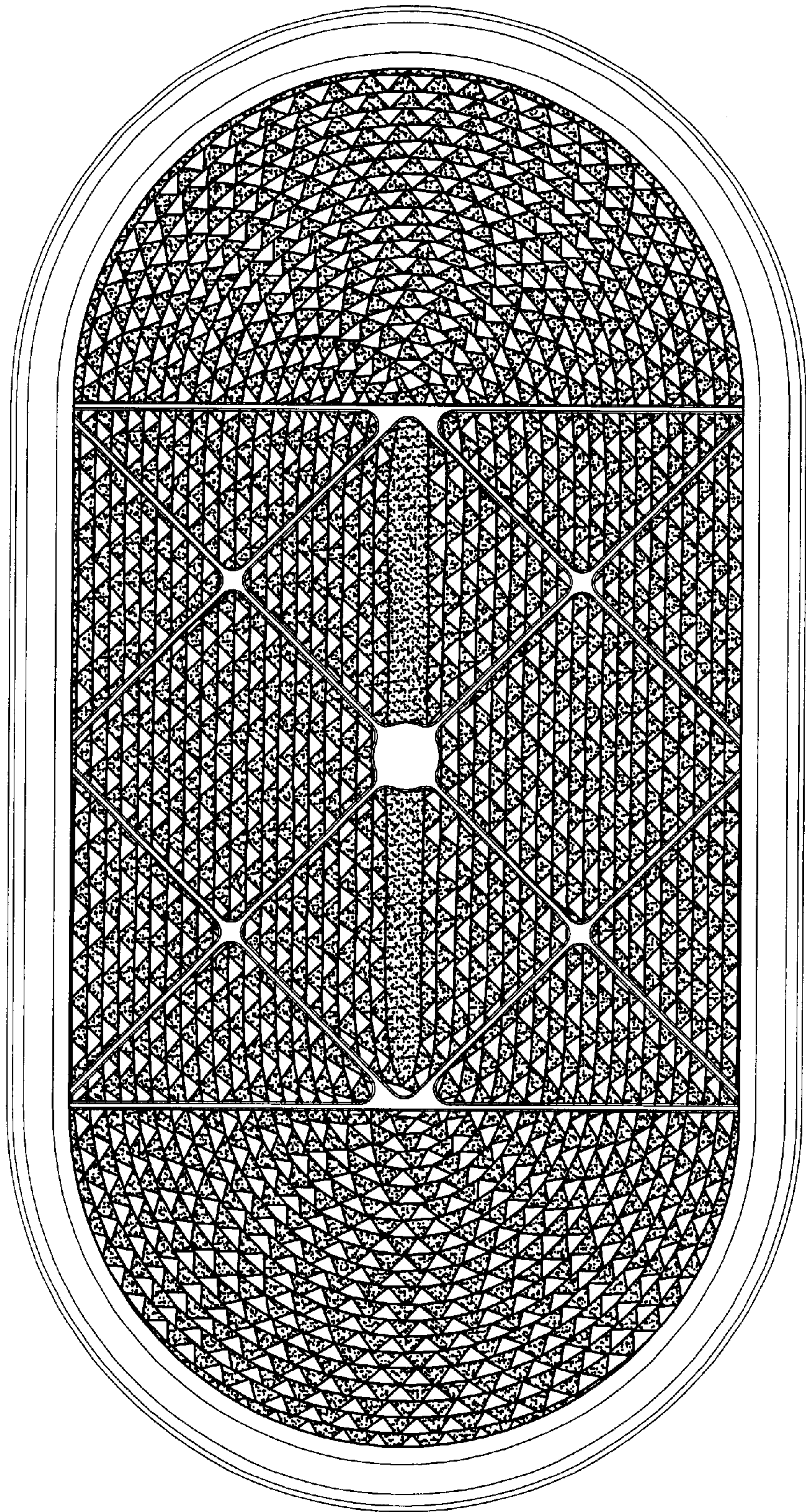


FIG. 6




FIG. 7

