



US00D460998S

(12) **United States Design Patent**
Wurth

(10) **Patent No.:**

US D460,998 S

(45) **Date of Patent:**

**** Jul. 30, 2002**

(54) **FAUCET HANDLE**

(75) Inventor: **Michael E. Wurth**, Chagrin Falls, OH
(US)

(73) Assignee: **Moen Incorporated**, North Olmsted,
OH (US)

(**) Term: **14 Years**

(21) Appl. No.: **29/141,730**

(22) Filed: **May 14, 2001**

(51) **LOC (7) Cl.** **23-01**

(52) **U.S. Cl.** **D23/252; D22/250**

(58) **Field of Search** **D23/238-257;**
D8/300-308, 350-354; 4/675-678; 137/801;
16/110 R-121

D349,153 S	7/1994	Sauter et al.
D376,413 S	12/1996	Kergoet
D387,136 S	12/1997	Oswaks et al.
D389,897 S	1/1998	Delker
D390,922 S	2/1998	Oswaks et al.
D420,104 S	2/2000	Lobermeier
D433,484 S	11/2000	Spangler

* cited by examiner

Primary Examiner—Louis S. Zarfaz

Assistant Examiner—Gregory Andoll

(74) *Attorney, Agent, or Firm*—Cook, Alex, McFarron,
Manzo, Cummings & Mehler, Ltd.

(57) **CLAIM**

The ornamental design for a faucet handle, as shown and described.

DESCRIPTION

FIG. 1 is a front perspective view of my new design for a faucet handle;

FIG. 2 is a front view thereof;

FIG. 3 is a left side view thereof, the right side being the same as the left side;

FIG. 4 is a rear view thereof;

FIG. 5 is a top view thereof; and,

FIG. 6 is a bottom view thereof.

(56) **References Cited**

U.S. PATENT DOCUMENTS

D140,556 S	3/1945	Stanitz	
D208,521 S	* 9/1967	Maguire D23/252
D300,239 S	3/1989	Spangler	
D309,006 S	7/1990	Spangler	
D323,549 S	1/1992	Haug et al.	
D324,723 S	3/1992	Chretien	
D325,424 S	4/1992	Dannenberg	
D348,307 S	6/1994	Gottwald	

1 Claim, 2 Drawing Sheets

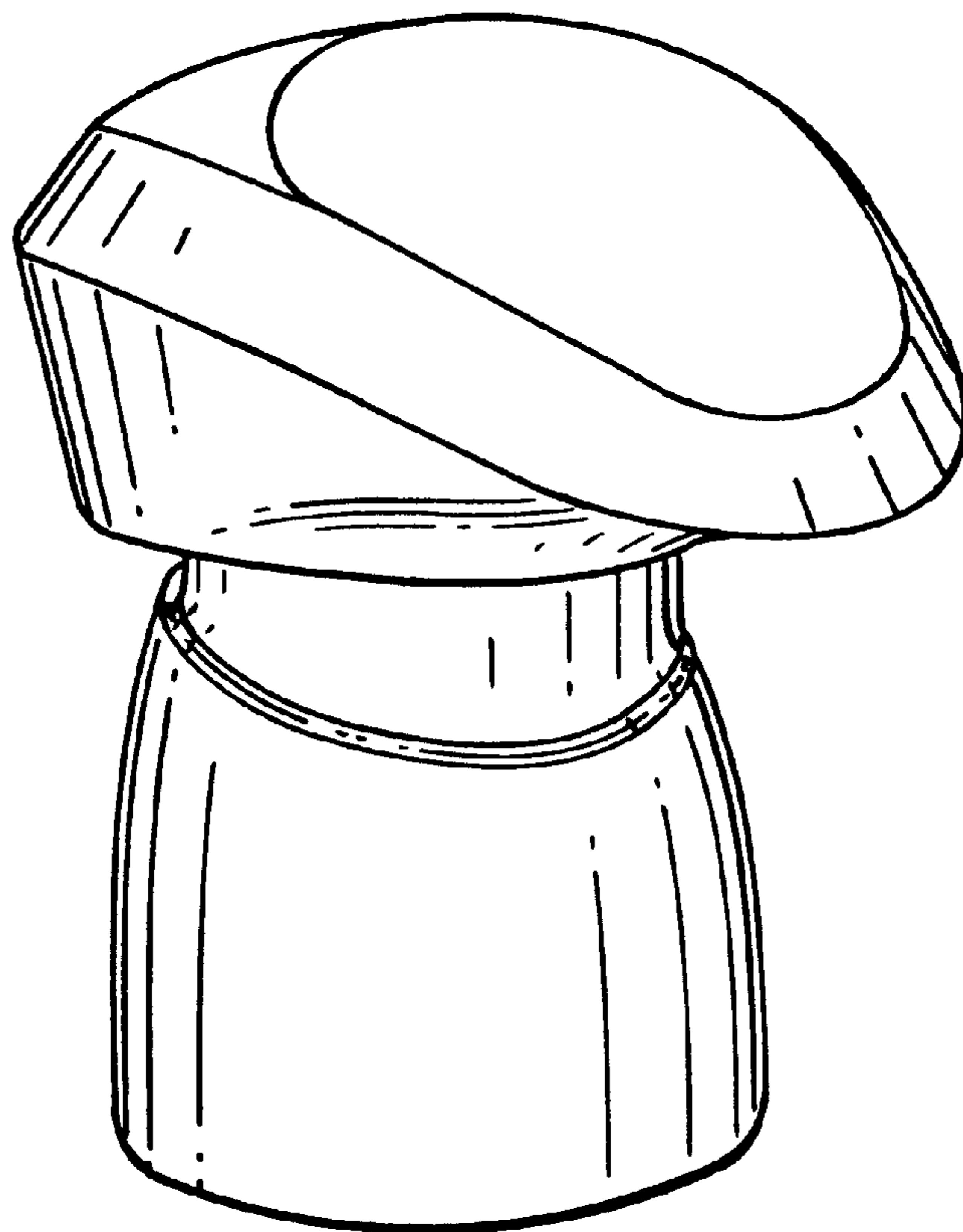


Fig. 1.

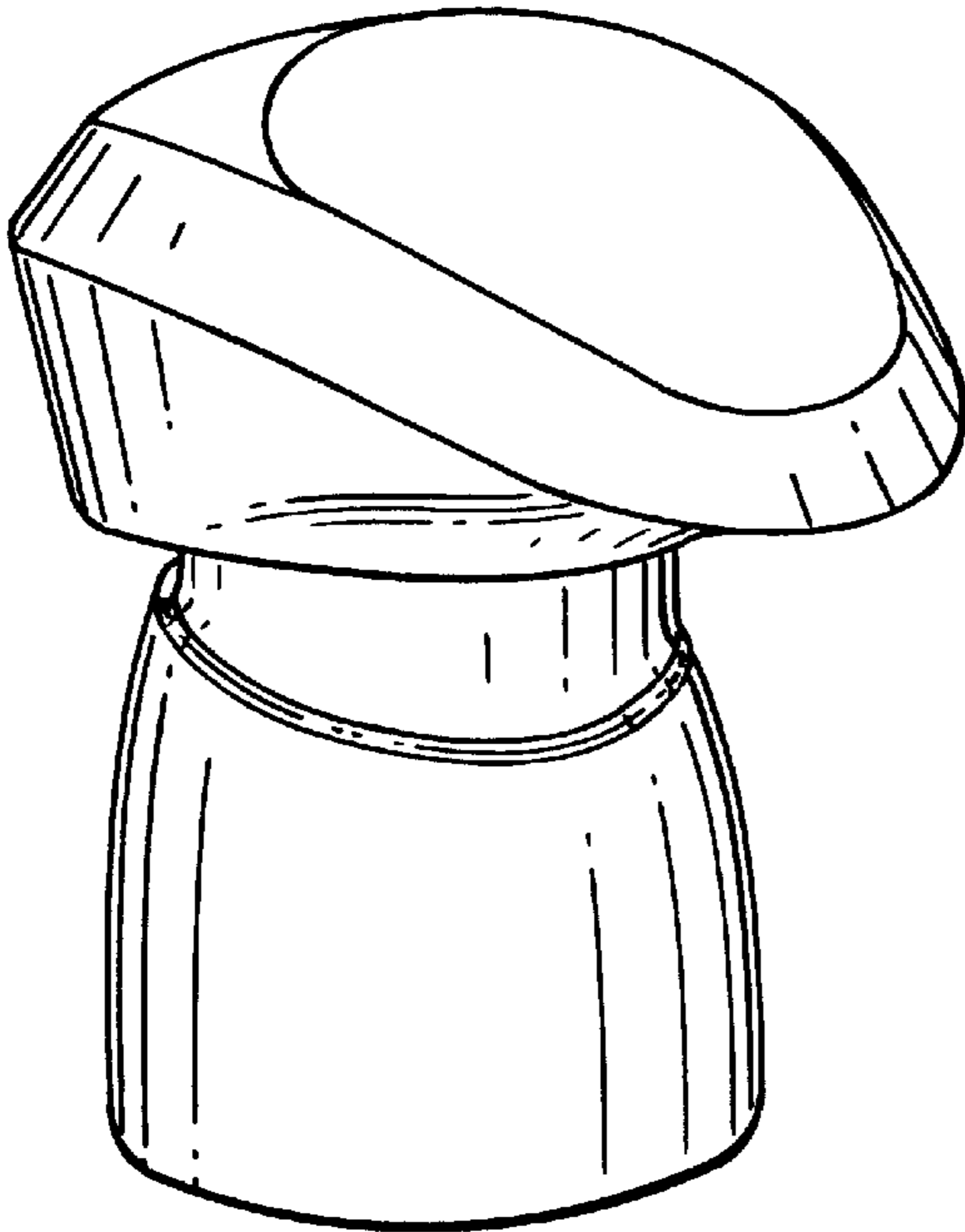


Fig. 2.

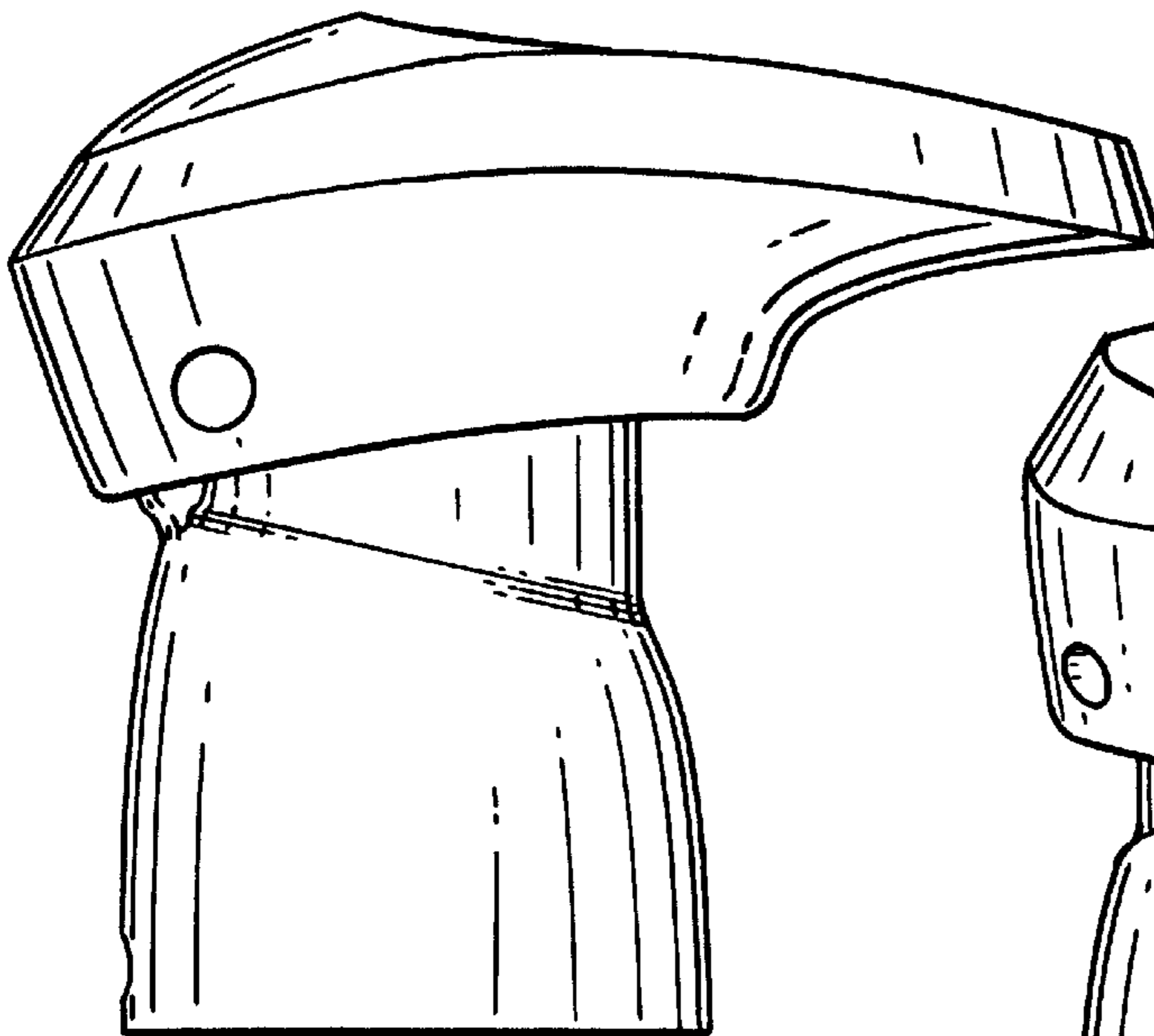



Fig. 3.




Fig. 4.

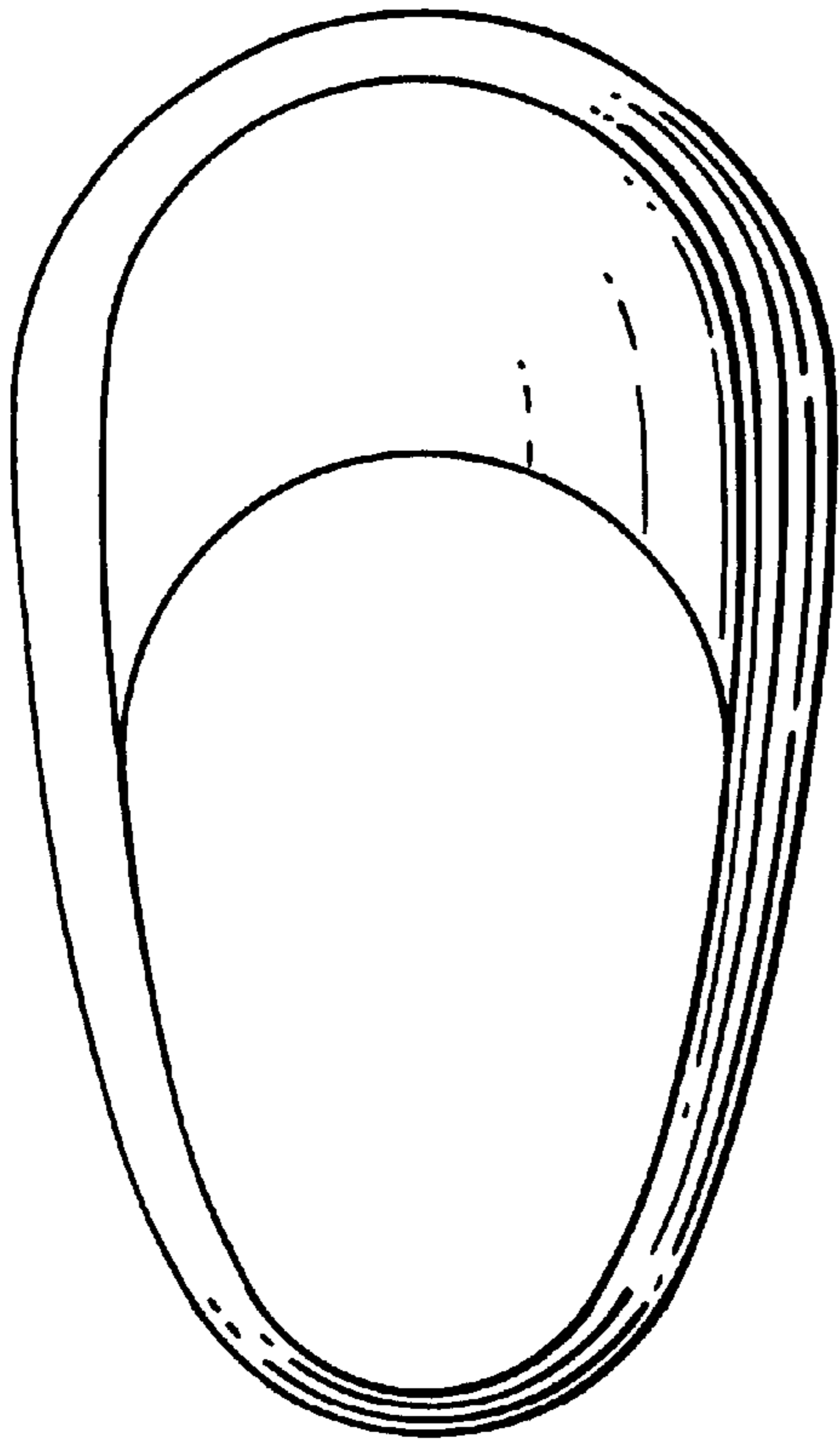


FIG. 5.

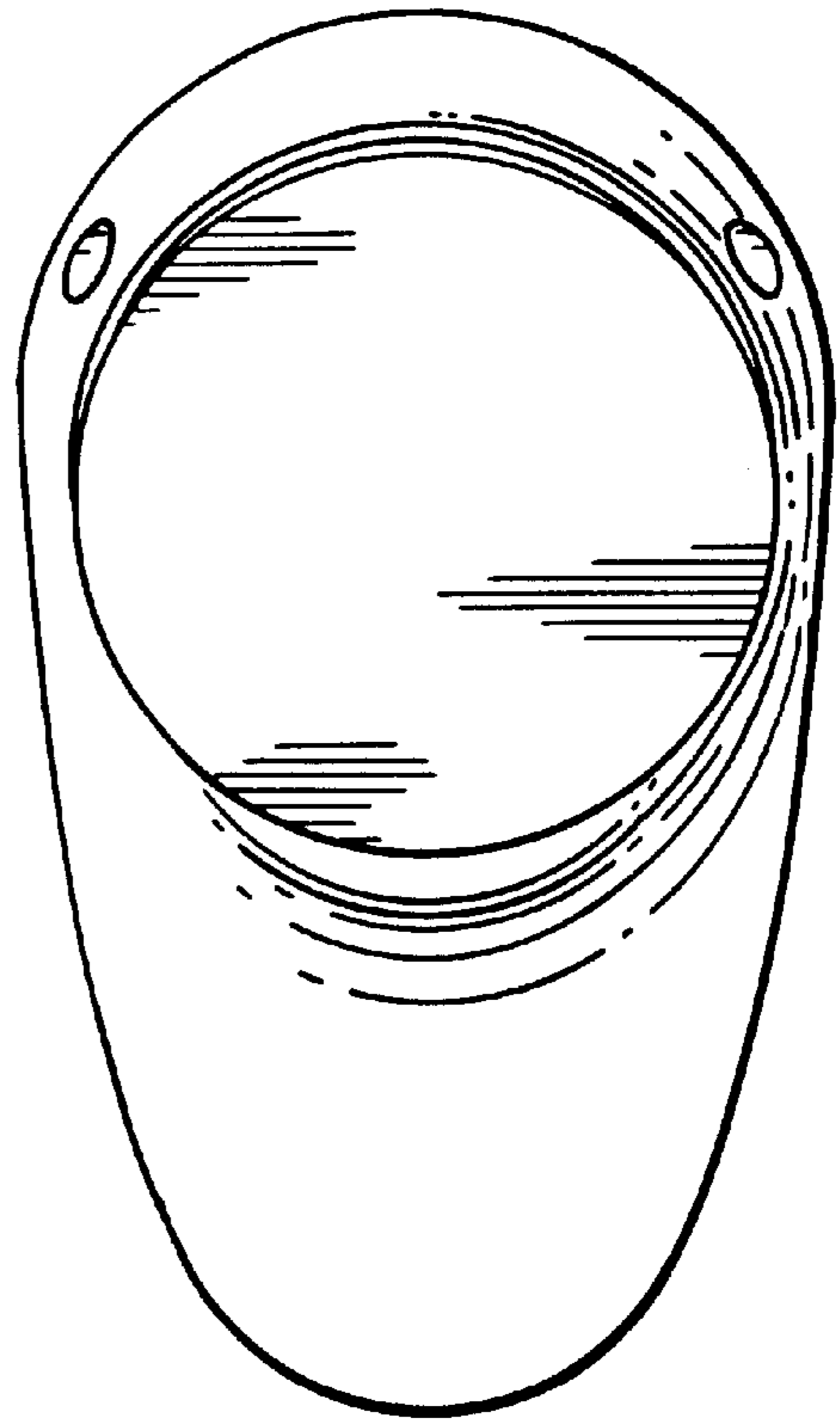


FIG. 6.