



US00D460970S

(12) **United States Design Patent**  
**Khovaylo et al.**

(10) **Patent No.:** **US D460,970 S**

(45) **Date of Patent:** **\*\* Jul. 30, 2002**

(54) **SCANNER**

(75) Inventors: **Modest Khovaylo**, Fort Collins, CO (US); **Scott Henderson**; **Allen Zadeh**, both of Brooklyn, NY (US); **Kevin Lozeau**, Ridge, NY (US); **Davin Stowell**, New York, NY (US)

(73) Assignee: **Hewlett-Packard Company**, Palo Alto, CA (US)

(\*\*) Term: **14 Years**

(21) Appl. No.: **29/147,005**

(22) Filed: **Aug. 21, 2001**

**Related U.S. Application Data**

(62) Division of application No. 29/140,860, filed on Apr. 24, 2001, now Pat. No. Des. 450,706, which is a division of application No. 29/122,288, filed on Apr. 24, 2000, now Pat. No. Des. 447,142.

(51) **LOC (7) Cl.** ..... **14-02**

(52) **U.S. Cl.** ..... **D14/425**

(58) **Field of Search** ..... D14/424, 425, D14/421, 422; D18/36, 37, 39; 250/556, 234; 235/476, 482, 483; 355/64, 65, 75, 81; 382/312, 318, 320, 321

(56) **References Cited**

**U.S. PATENT DOCUMENTS**

D336,078 S \* 6/1993 Khovaylo ..... D14/425

D337,606 S \* 7/1993 Khovaylo ..... D18/49  
5,646,402 A \* 7/1997 Khovaylo et al. .... 250/234  
D388,773 S \* 1/1998 Chang et al. .... D14/425  
D405,066 S \* 2/1999 Wu et al. .... D14/425  
D419,140 S \* 1/2000 Khovaylo et al. .... D14/425  
D420,344 S \* 2/2000 Dow et al. .... D14/428

\* cited by examiner

*Primary Examiner*—Freda Nunn

(57) **CLAIM**

The ornamental design for a scanner, as shown and described.

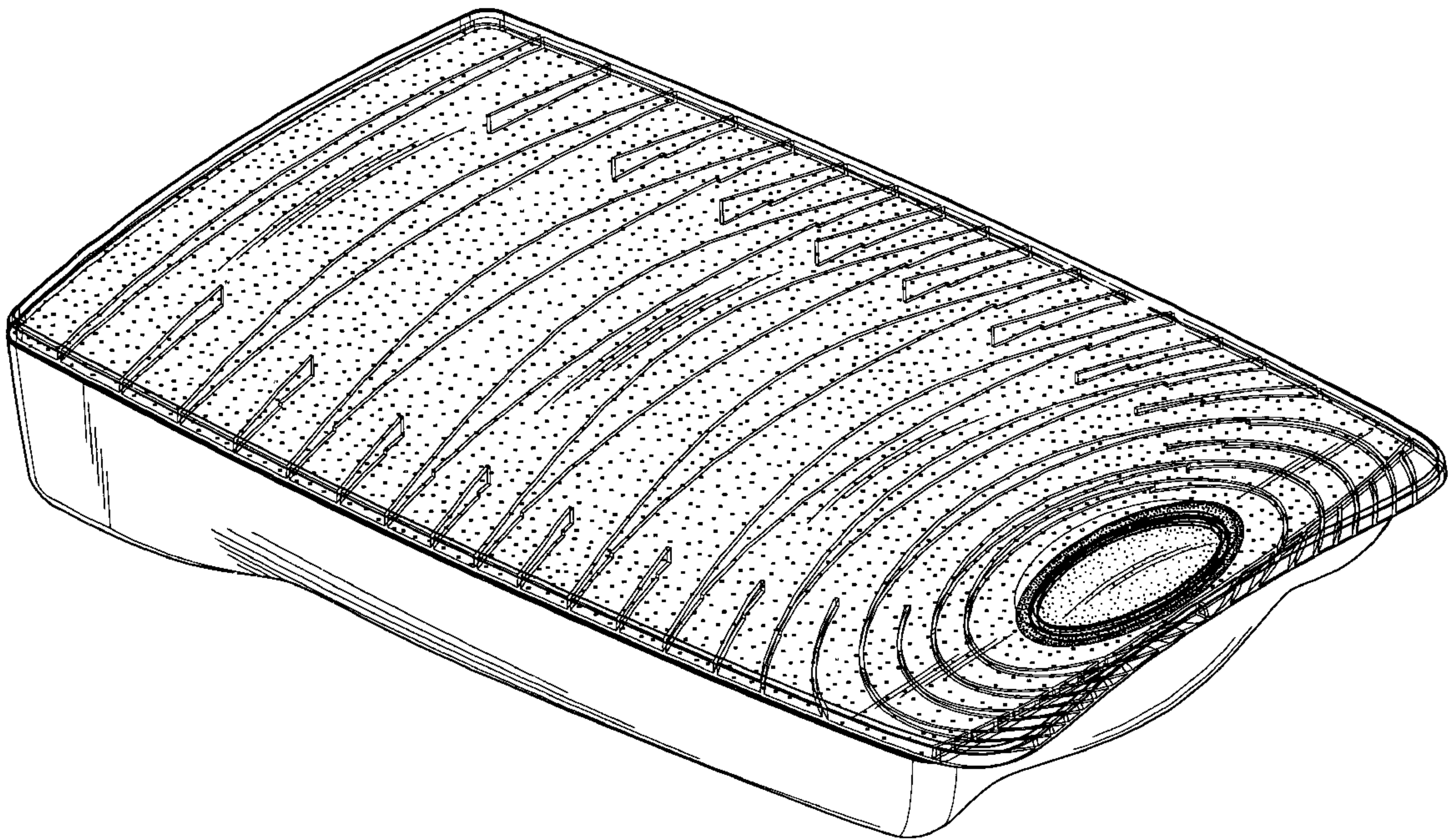
**DESCRIPTION**

FIG. 1 is an isometric view of a scanner;  
FIG. 2 is a top plan view thereof;  
FIG. 3 is a front view thereof;  
FIG. 4 is a rear view thereof;  
FIG. 5 is a left side view thereof; and,  
FIG. 6 is a right side view thereof.

The broken lines are shown in FIGS. 3–6 for illustrative purposes only and form no part of the claimed design.

Stippling, when used in the figures, is to show a difference in color contrast with an unstippled area. Two different types of stippling are used in some figures to show a difference in color contrast between the two differently stippled areas as well as to show difference in color contrast with the unstippled areas.

**1 Claim, 4 Drawing Sheets**





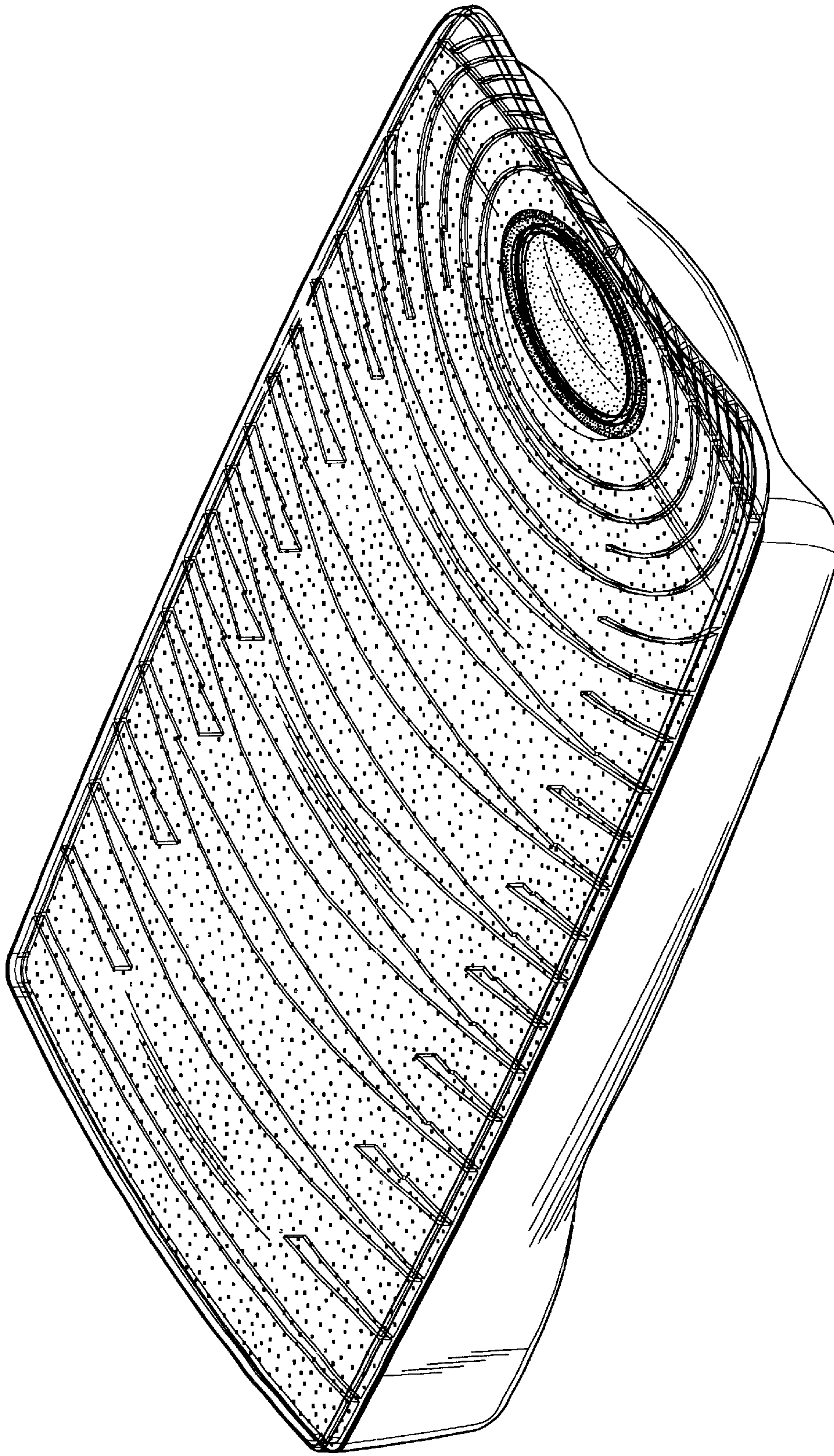
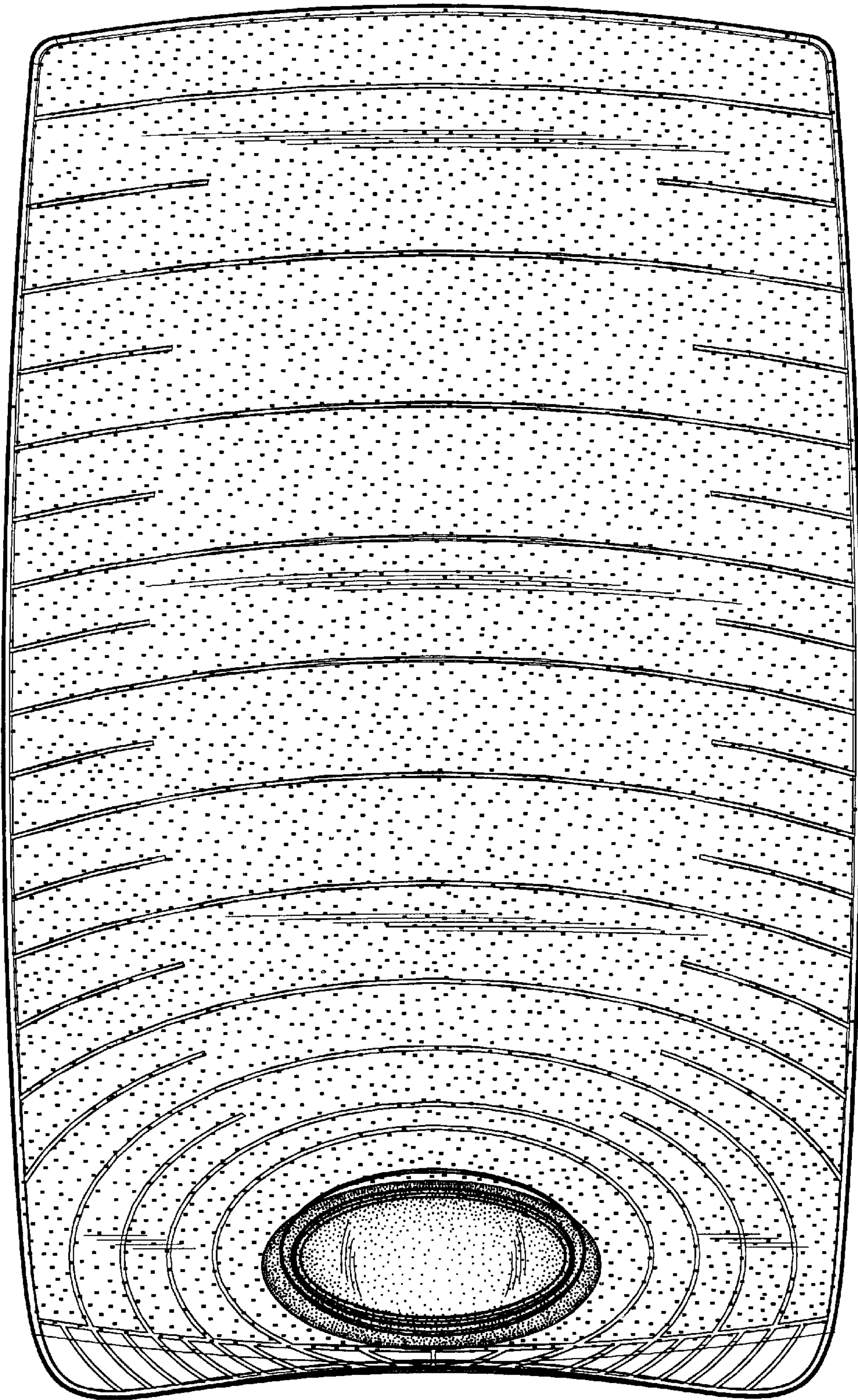
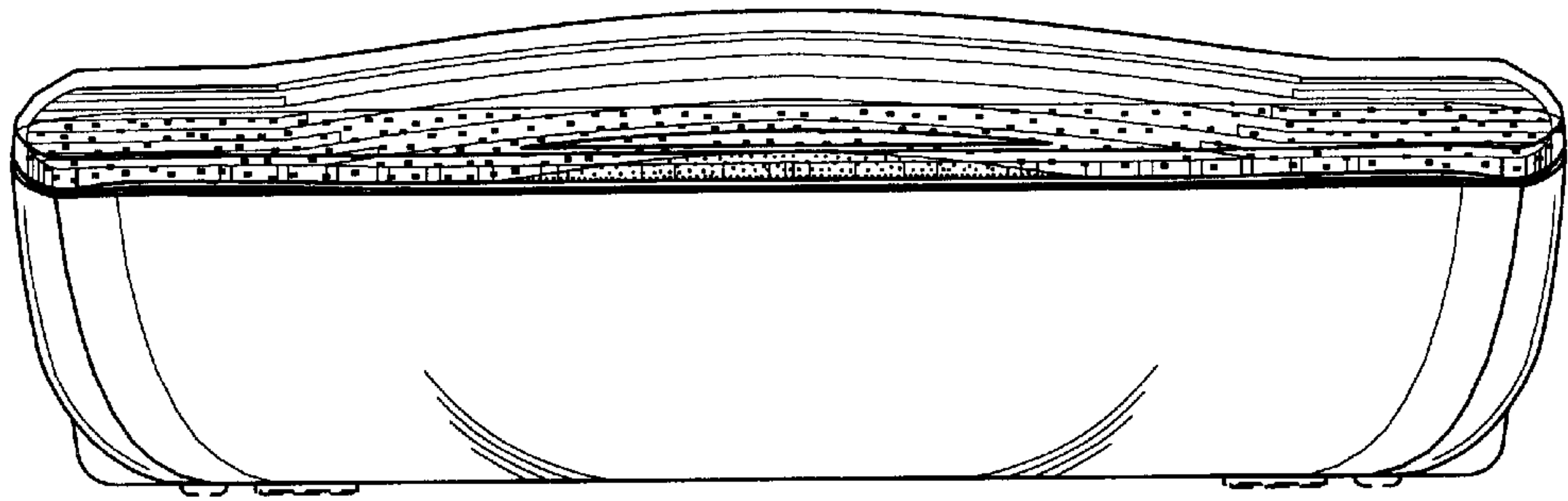


FIG. 1

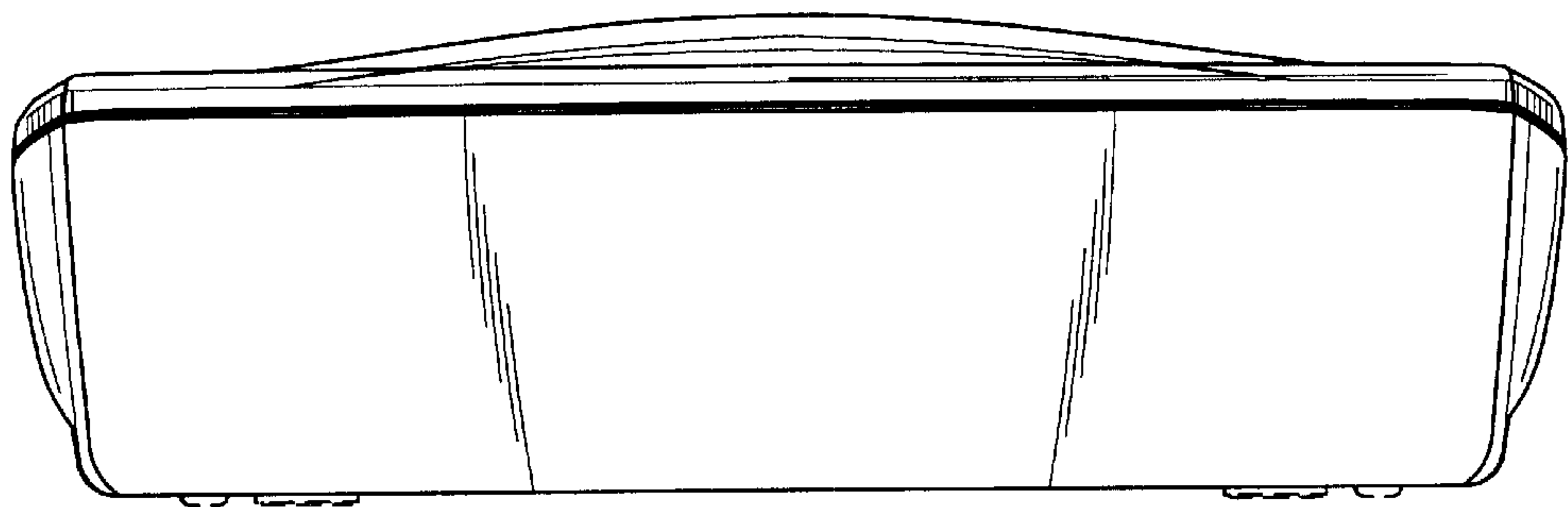


**FIG. 2**

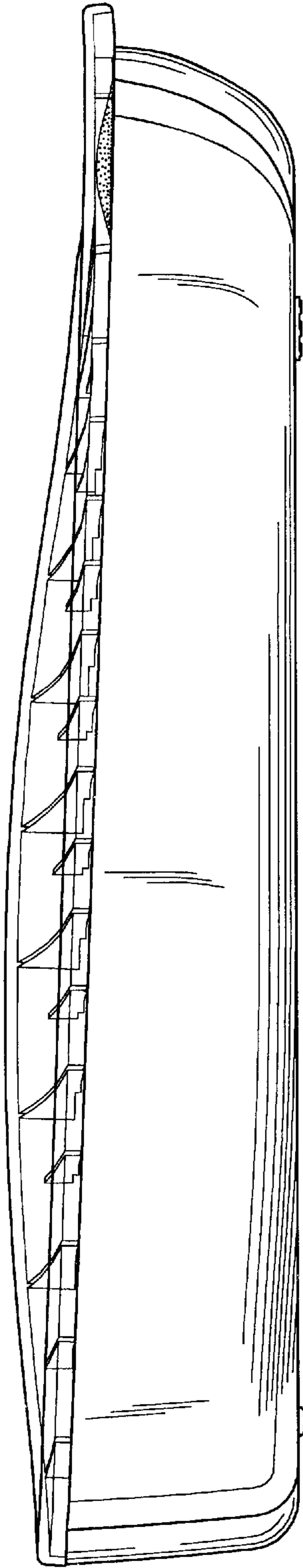




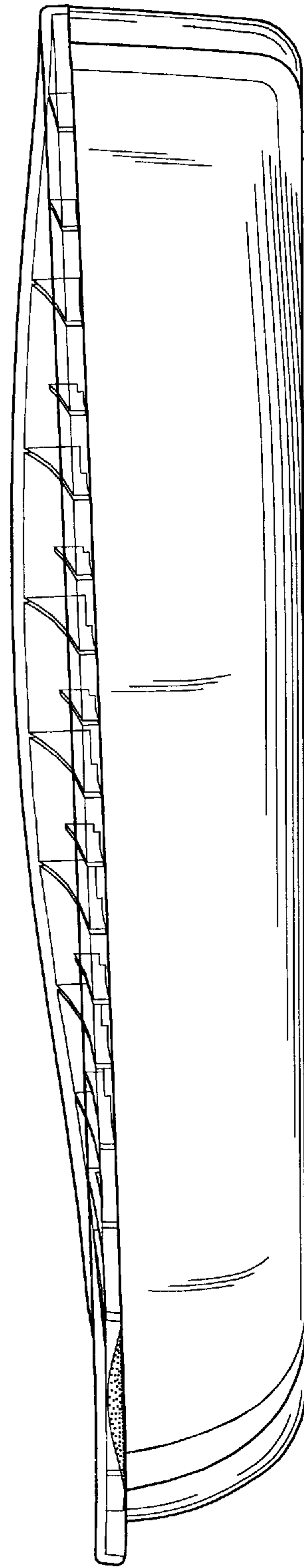
**FIG. 3**



**FIG. 4**



**FIG. 5**



**FIG. 6**