



US00D460965S

(12) **United States Design Patent**
O'Brien

(10) **Patent No.:** **US D460,965 S**

(45) **Date of Patent:** **** Jul. 30, 2002**

(54) **COMPUTER TOWER CASE**

(76) Inventor: **Lee O'Brien**, 178 Falkirk La.,
Huntington Beach, CA (US) 92649

(**) Term: **14 Years**

(21) Appl. No.: **29/144,740**

(22) Filed: **Jul. 10, 2001**

(51) **LOC (7) Cl.** **14-02**

(52) **U.S. Cl.** **D14/349**

(58) **Field of Search** D14/349, 351,
D14/352, 356, 361, 363; D13/162, 184,
199; 312/233.1-223.3; 360/99.01-99.12;
361/680-686, 690-696; 369/34, 36

(56) **References Cited**

U.S. PATENT DOCUMENTS

5,248,193 A * 9/1993 Schlemmer 312/223.2
D386,156 S * 11/1997 MacMurtrie et al. D14/349

5,828,545 A * 10/1998 Loudenslager 361/683
D424,035 S * 11/2000 Jean et al. D14/349
D433,681 S * 11/2000 Jean et al. D14/349

* cited by examiner

Primary Examiner—Freda Nunn

(74) *Attorney, Agent, or Firm*—Goldstein & Lavas, P.C.

(57) **CLAIM**

The ornamental design for a computer tower case, as shown and described.

DESCRIPTION

FIG. 1 is a perspective view of a computer tower case.
FIG. 2 is a front elevational view thereof.
FIG. 3 is a rear elevational view thereof.
FIG. 4 is a left side elevational view thereof,
FIG. 5 is a top plan view of the computer tower case; and,
FIG. 6 is a bottom plan view thereof.

1 Claim, 2 Drawing Sheets

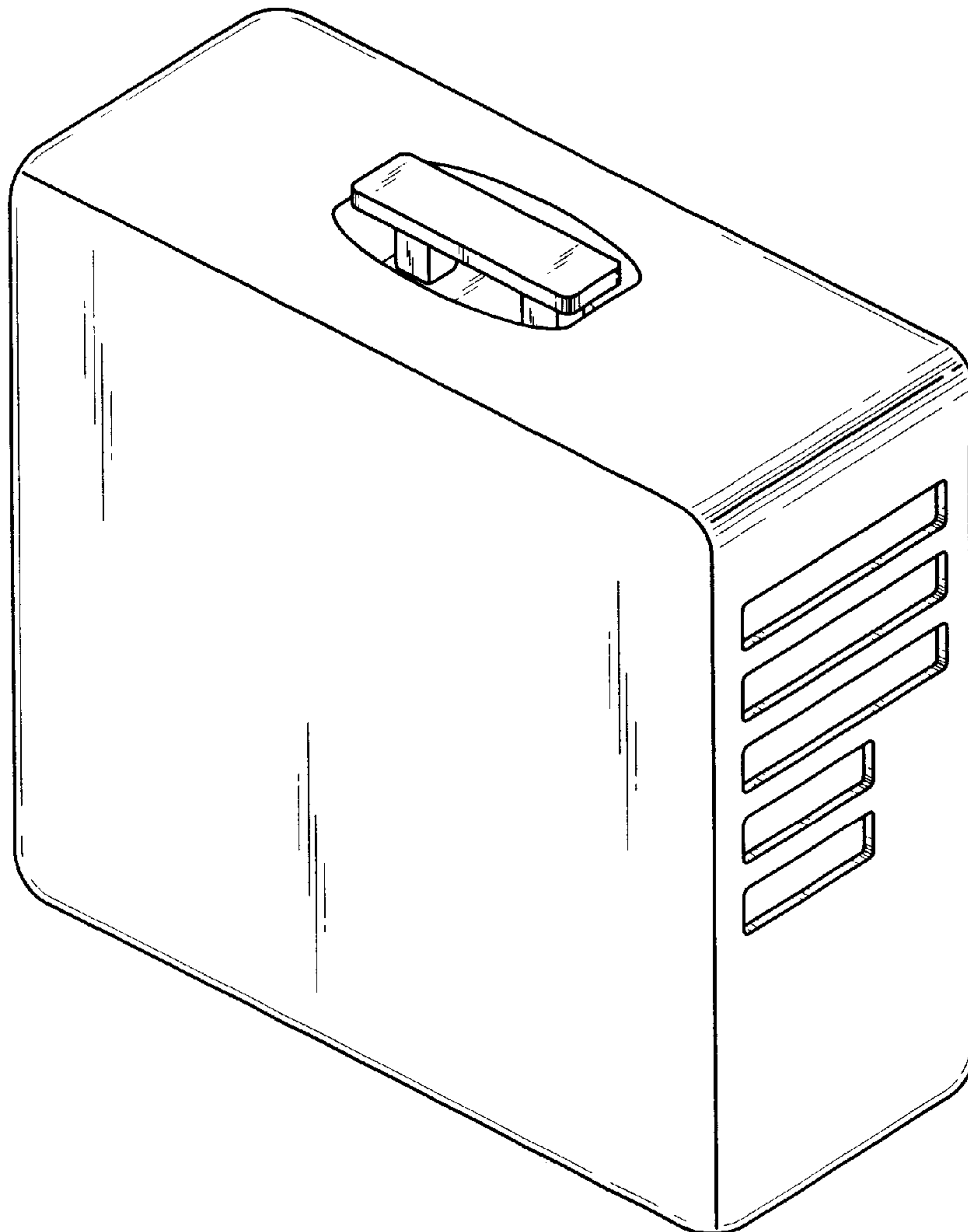


Fig. 1

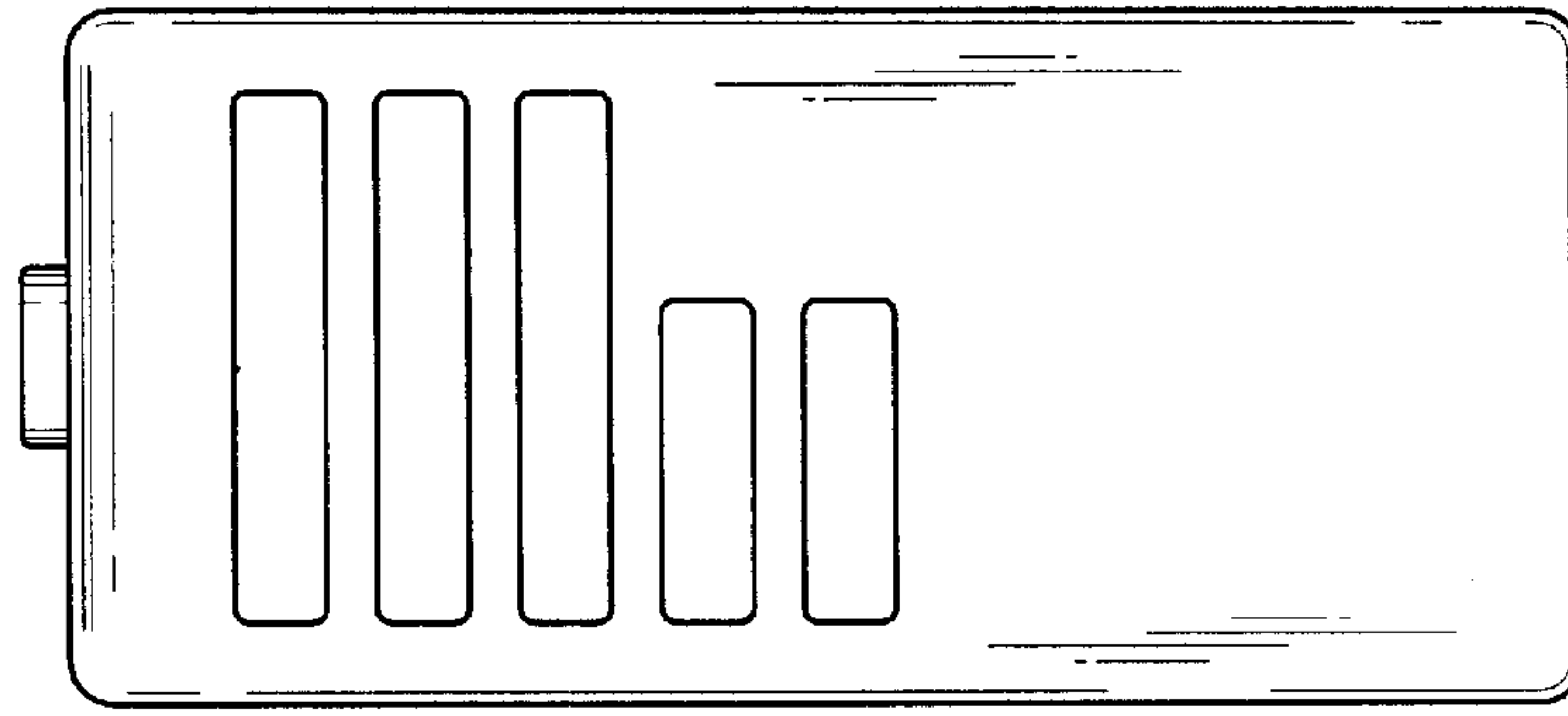
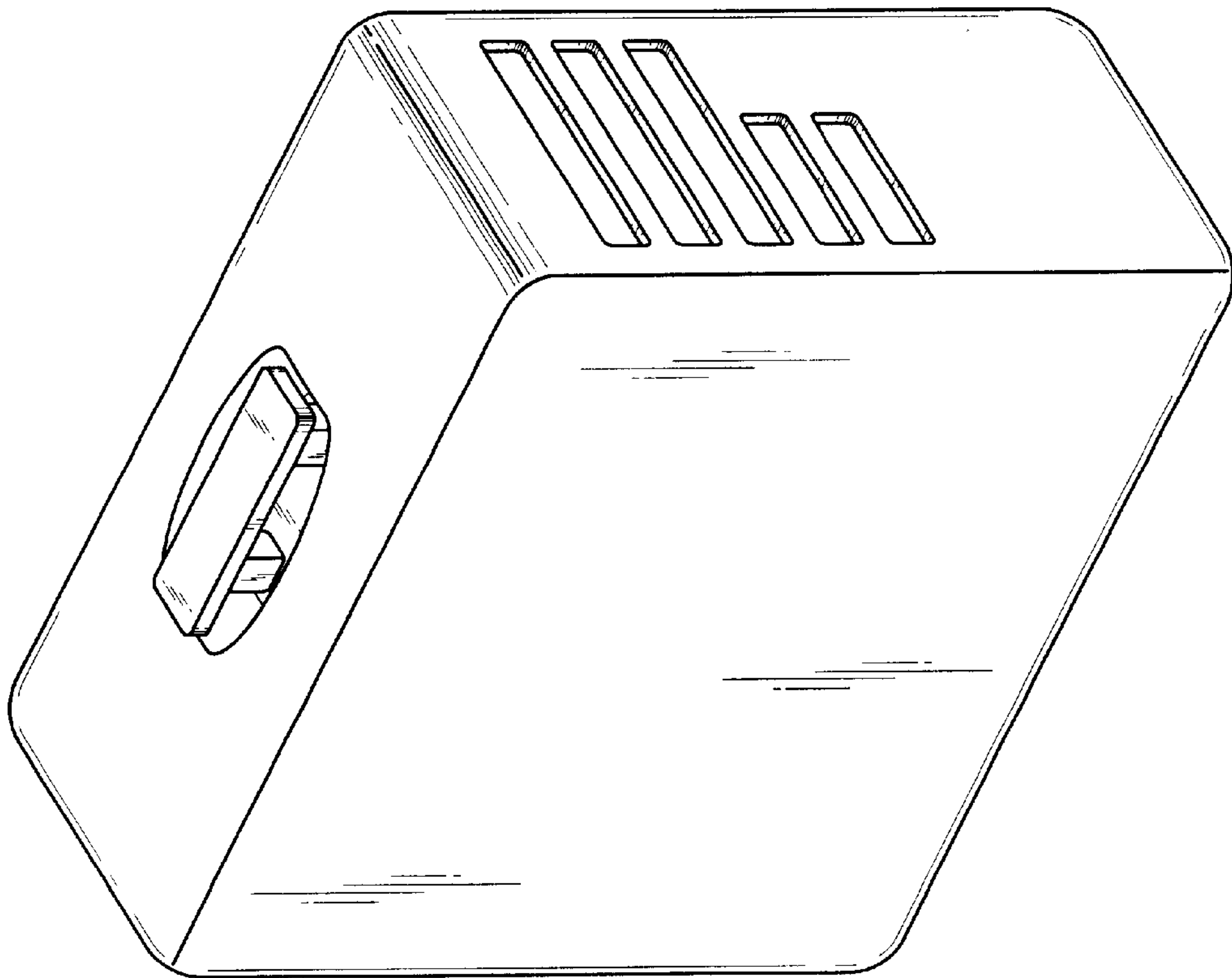


Fig. 2




Fig. 3




Fig. 4




Fig. 5

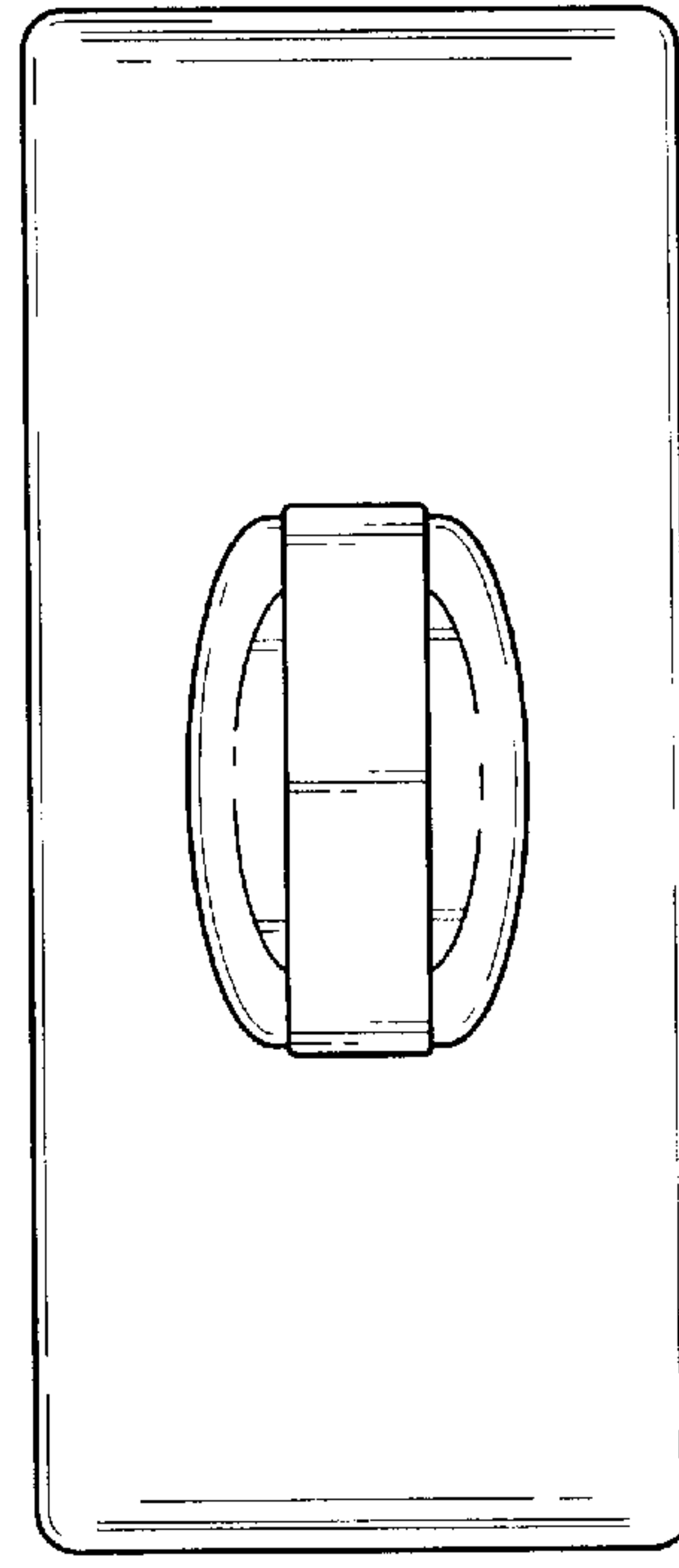


Fig. 6