



US00D460962S

(12) **United States Design Patent**  
**Peiker**

(10) **Patent No.:** **US D460,962 S**

(45) **Date of Patent:** **\*\* Jul. 30, 2002**

(54) **HOLDER FOR A CELLULAR TELEPHONE**

(76) Inventor: **Andreas Peiker**, Max-Planck-Strasse  
32, 61381 Friedrichsdorf (DE)

(\*\*) Term: **14 Years**

(21) Appl. No.: **29/121,318**

(22) Filed: **Apr. 6, 2000**

(30) **Foreign Application Priority Data**

Feb. 24, 2000 (DE) ..... 4 00 02 061

(51) **LOC (7) Cl.** ..... **14-03**

(52) **U.S. Cl.** ..... **D14/253**

(58) **Field of Search** ..... D14/137, 434,  
D14/138, 447, 148, 147, 149-151, 140-142,  
240, 241, 251, 253, 451; 379/426, 449,  
419, 420.04, 428.01, 440, 454, 455, 446;  
455/550-575, 90; D13/107, 108; 320/110,  
113, 114, 115; D3/218

(56) **References Cited**

**U.S. PATENT DOCUMENTS**

D219,985 S	*	2/1971	Ray	.....	D13/108
D320,991 S	*	10/1991	Nagai et al.	.....	D14/251
5,052,943 A	*	10/1991	Davis	.....	439/357
D325,150 S	*	4/1992	Ancona et al.	.....	D7/641
D331,863 S	*	12/1992	Ancona et al.	.....	D7/641
D334,170 S	*	3/1993	Rams et al.	.....	D13/108
D335,861 S	*	5/1993	Tattari	.....	D13/108
D344,708 S	*	3/1994	Ho	.....	D13/108
5,659,887 A	*	8/1997	Ooe	.....	455/575
D402,666 S	*	12/1998	Golder	.....	D14/253
D412,162 S	*	7/1999	Tal et al.	.....	D14/447
D419,160 S	*	1/2000	Davidson et al.	.....	D14/253
D420,974 S	*	2/2000	Minagawa	.....	D13/108
D420,989 S	*	2/2000	Sandhu et al.	.....	D14/447

6,041,243 A	*	3/2000	Davidson et al.	.....	455/575
6,084,963 A	*	7/2000	Hirai et al.	.....	379/446
D441,713 S	*	5/2001	Gartrell	.....	D13/108
D444,449 S	*	7/2001	Yamamoto	.....	D13/107

**FOREIGN PATENT DOCUMENTS**

JP	07315138	*	5/1994
JP	10190800	*	7/1998
JP	20002168	*	8/2000

\* cited by examiner

*Primary Examiner*—Jeffrey Asch

(74) *Attorney, Agent, or Firm*—Morgan, Lewis & Bockius LLP

(57) **CLAIM**

The ornamental design for the holder for a cellular telephone, as shown and described.

**DESCRIPTION**

FIG. 1 shows a perspective frontal view of a holder for a cellular telephone, including the cellular telephone in broken lines;

FIG. 2 shows a perspective rear view of a holder for a cellular telephone, including the cellular telephone in broken lines;

FIG. 3 shows a perspective frontal view of the holder by itself;

FIG. 4 shows a frontal view of the holder;

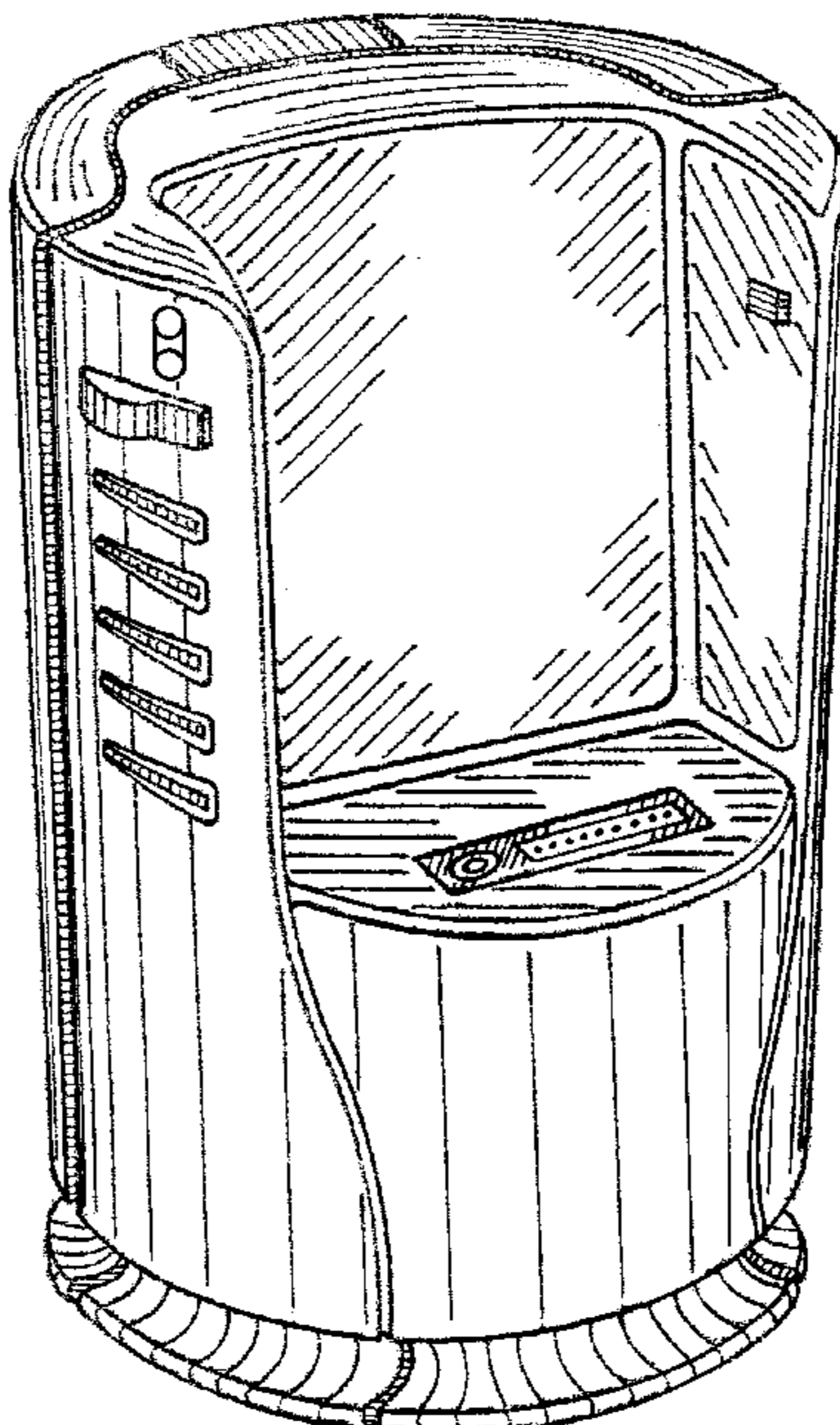
FIG. 5 shows a bottom view of the holder;

FIG. 6 shows a rear view of the holder; and,

FIG. 7 shows a side view of the holder.

The broken line showings of a cellular telephone in FIGS. 1 and 2 are for illustrative purposes only and form no part of the claimed design.

**1 Claim, 4 Drawing Sheets**



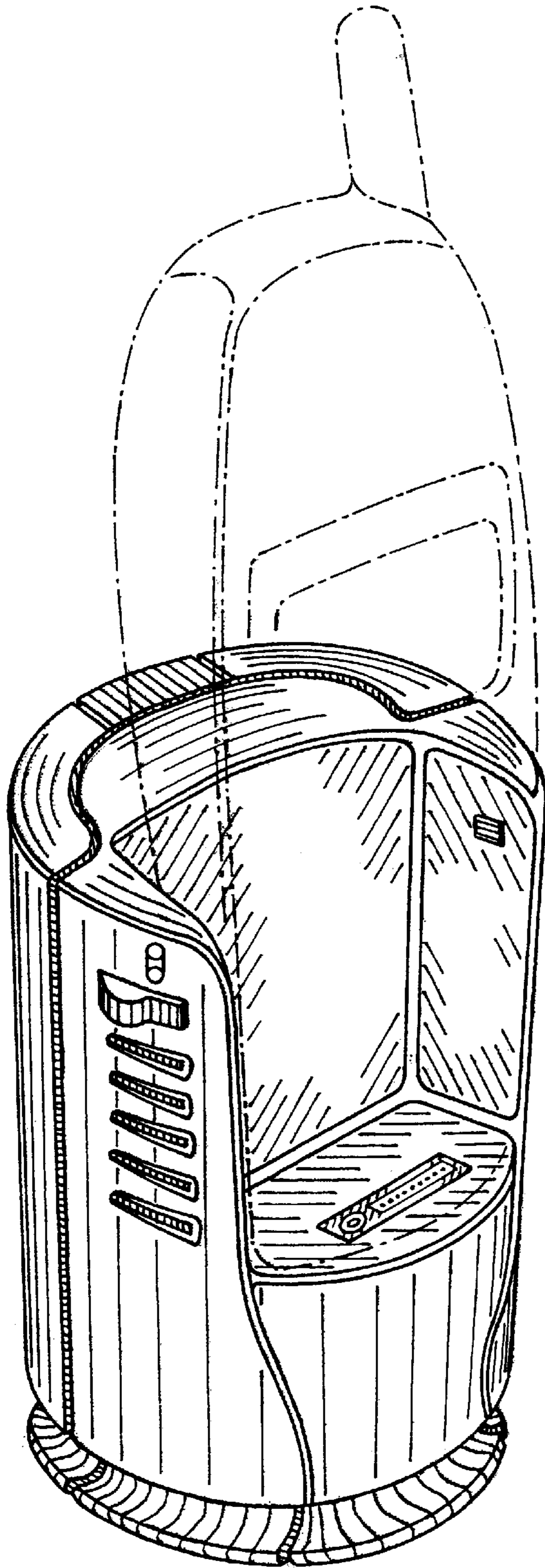


FIGURE 1

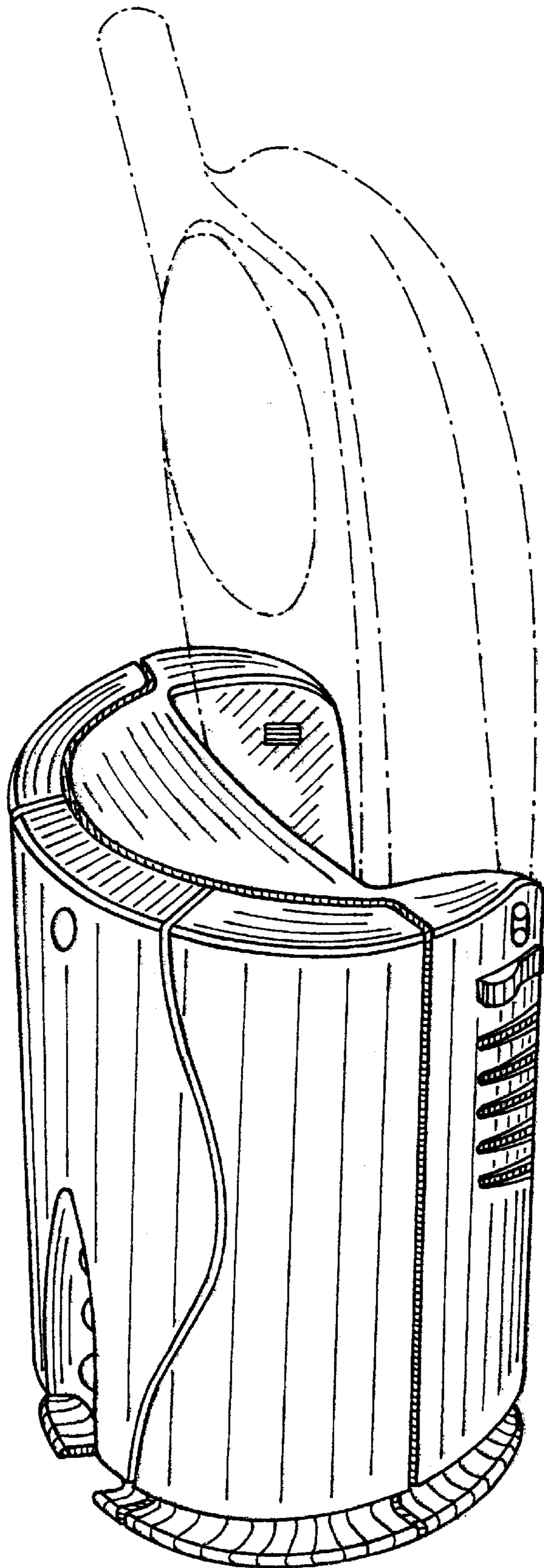


FIGURE 2

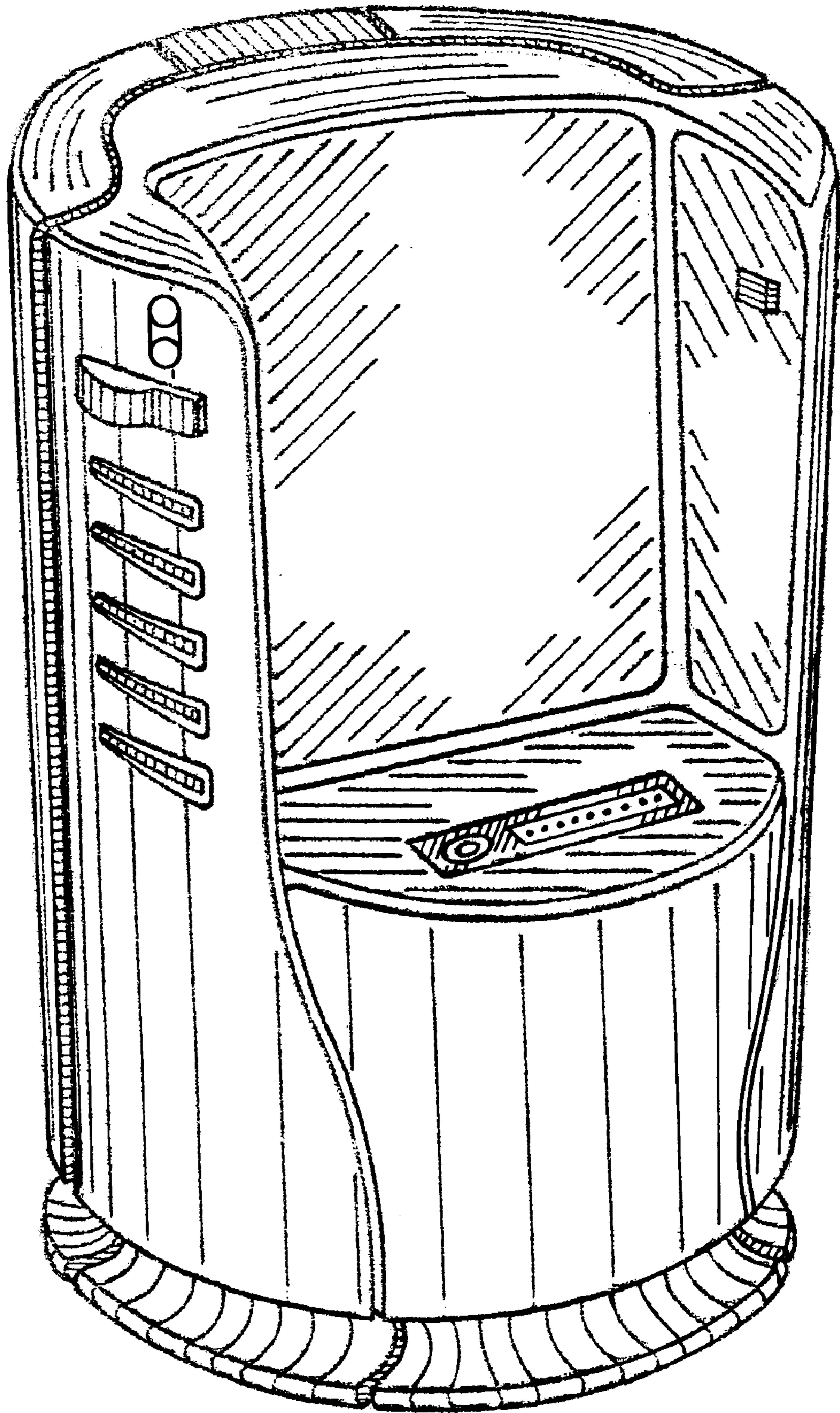


FIGURE 3

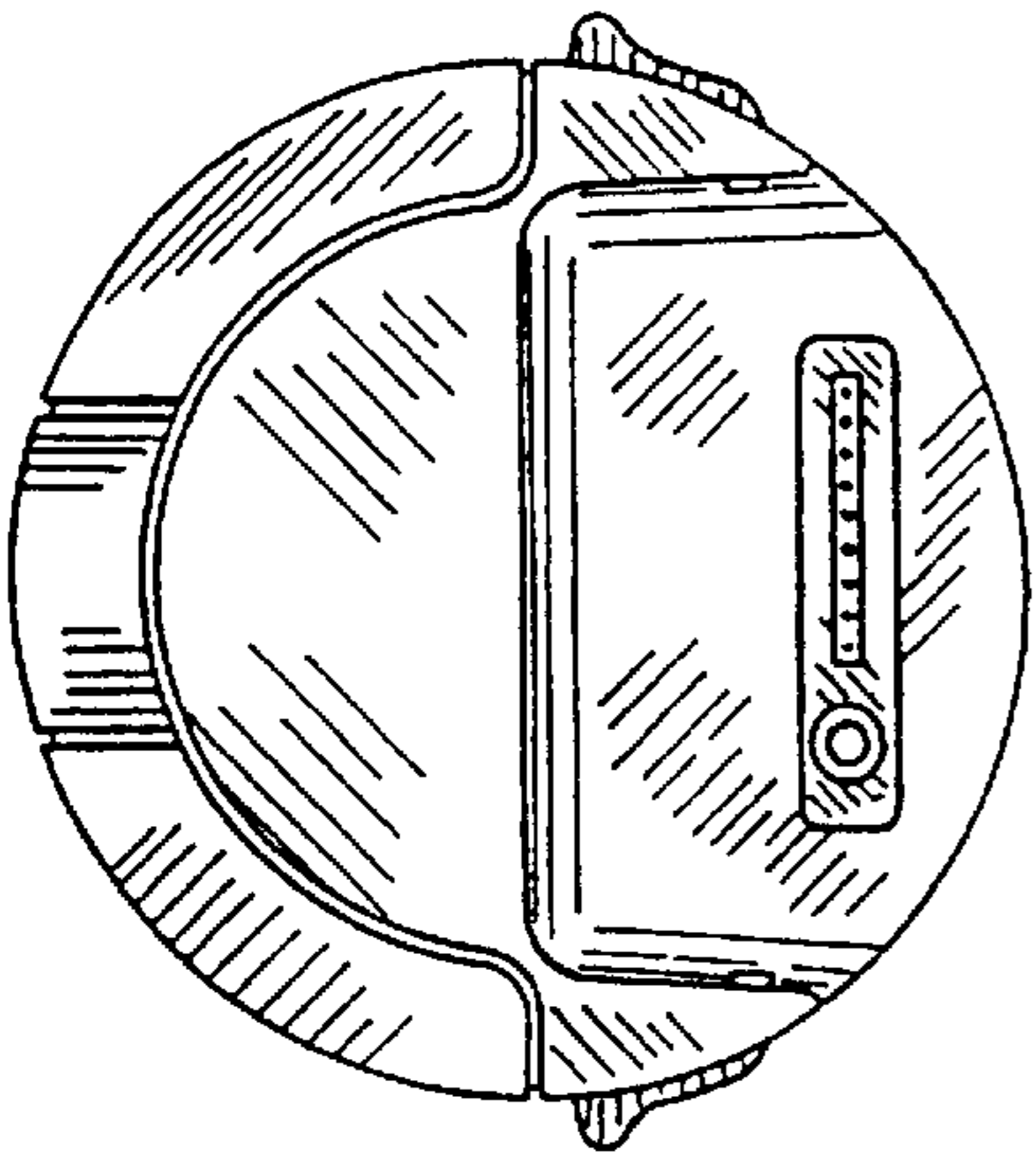


FIGURE 5

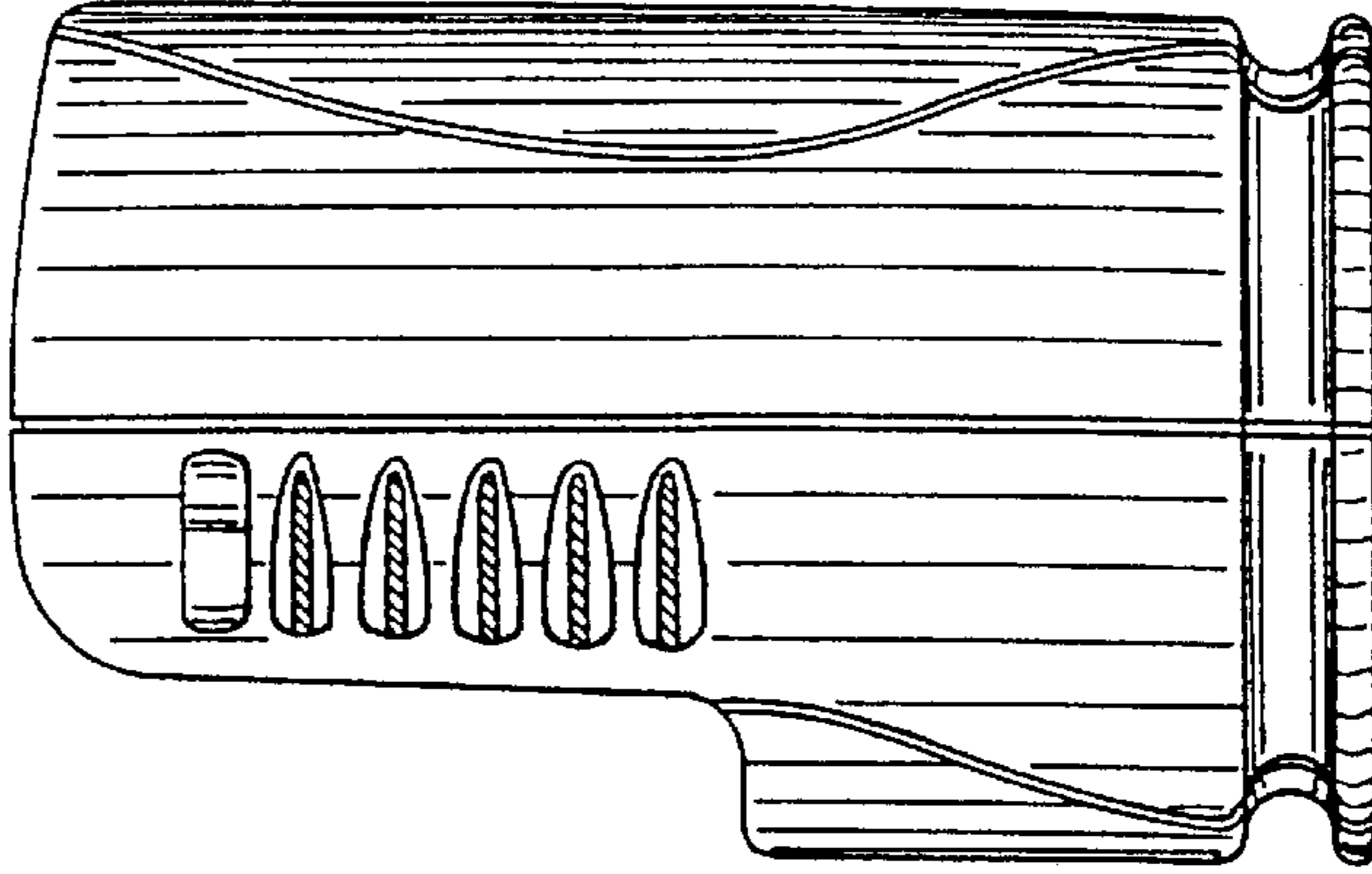


FIGURE 7

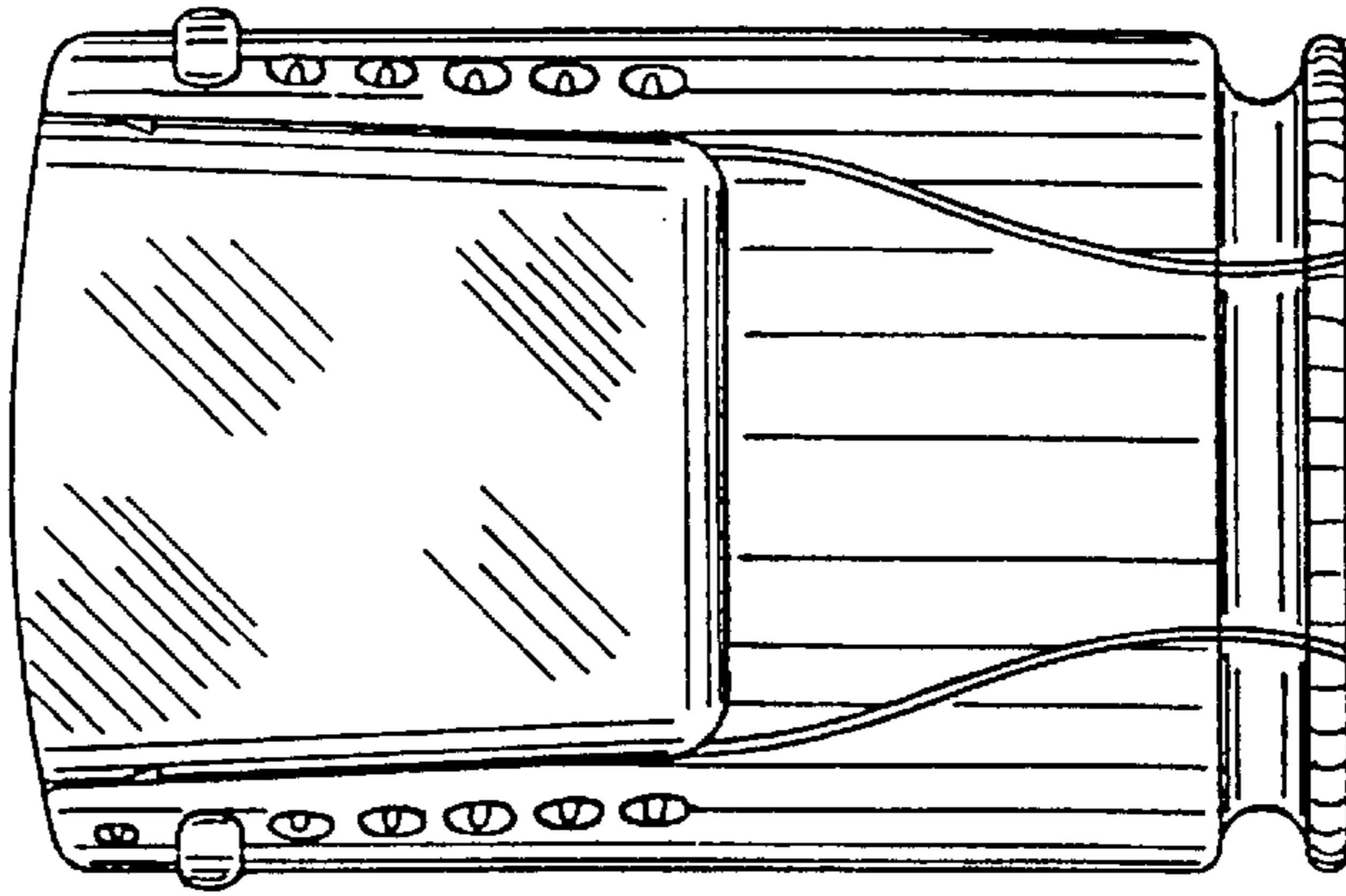


FIGURE 4

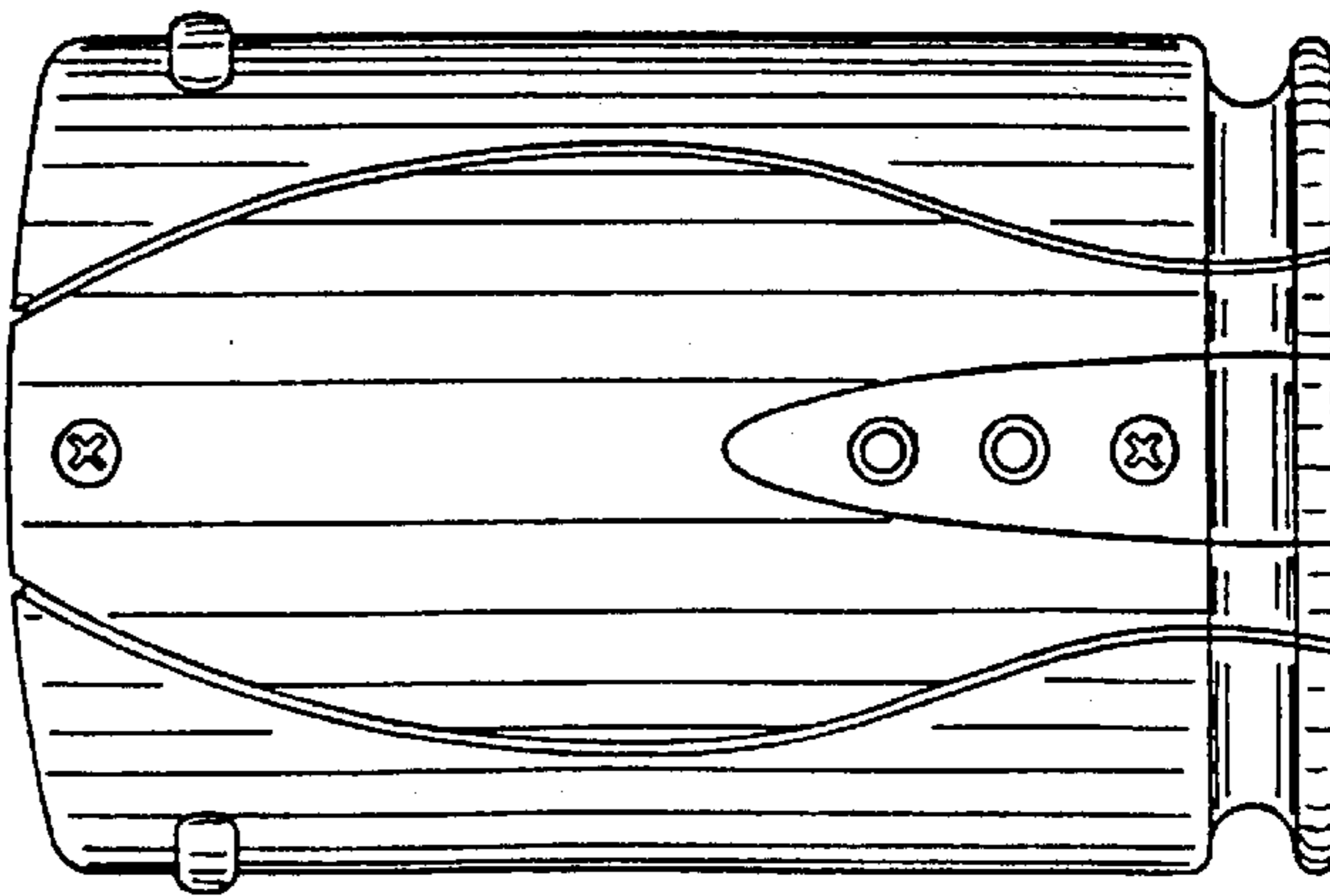


FIGURE 6