



US00D460931S

(12) **United States Design Patent**
Nakazawa et al.

(10) **Patent No.:** **US D460,931 S**

(45) **Date of Patent:** **** *Jul. 30, 2002**

(54) **MOTORCYCLE**

(75) Inventors: **Tetsuya Nakazawa**, Rancho Palos Verdes; **Anthony Schroeder**, Huntington Beach; **Bruno Conte**, Redondo Beach, all of CA (US)

(73) Assignee: **Honda Giken Kogyo Kabushiki Kaisha**, Tokyo (JP)

(*) Notice: This patent is subject to a terminal disclaimer.

(**) Term: **14 Years**

(21) Appl. No.: **29/133,693**

(22) Filed: **Dec. 7, 2000**

(51) **LOC (7) Cl.** **12-11**

(52) **U.S. Cl.** **D12/110**

(58) **Field of Search** **D12/110; 180/219**

(56) **References Cited**

U.S. PATENT DOCUMENTS

D339,089 S * 9/1993 Gibbons et al. D12/110
D417,173 S * 11/1999 Yamaguchi et al. D12/110

OTHER PUBLICATIONS

Cycle World, Oct. 1997, custom motorcycle by Mike Maldonado, pp. 56-59.*

* cited by examiner

Primary Examiner—Alan P. Douglas

Assistant Examiner—Linda Brooks

(74) *Attorney, Agent, or Firm*—Banner & Witcoff, Ltd.

(57) **CLAIM**

The ornamental design for a motorcycle, as shown and described.

DESCRIPTION

The patent or application file contains at least one drawing

executed in color. Copies of this patent or patent application publication with color drawing(s) will be provided by the Office upon request and payment of the necessary fee.

FIG. 1 is a right front perspective view of a motorcycle showing our new design;

FIG. 2 is a right rear perspective view thereof;

FIG. 3 is a left front perspective view thereof;

FIG. 4 is a left rear perspective view thereof;

FIG. 5 is a side elevational view of one side thereof;

FIG. 6 is a side elevational view of the other side thereof;

FIG. 7 is a rear elevational view thereof;

FIG. 8 is a front elevational view thereof;

FIG. 9 is a top plan view thereof;

FIG. 10 is an enlarged detailed front elevational view of the handle bar and head lamp area thereof shown separately for clarity;

FIG. 11 is an enlarged detailed rear elevational view of the fuel tank, handle bar and gauge area thereof shown separately for clarity;

FIG. 12 is an enlarged detailed perspective view of the gauge area thereof shown separately for clarity;

FIG. 13 is an enlarged detailed perspective view of the fuel tank, handle bar and gauge area thereof shown separately for clarity;

FIG. 14 is an enlarged detailed left perspective view of the handle bar and gauge area thereof shown separately for clarity;

FIG. 15 is an enlarged detailed right perspective view of the head lamp area thereof shown separately for clarity;

FIG. 16 is an enlarged detailed elevational view of the handle bar and head lamp area thereof shown separately for clarity;

FIG. 17 is an enlarged detailed right perspective view of the head lamp area thereof shown separately for clarity; and,

FIG. 18 is an enlarged detailed right perspective view of the fuel tank, handle bar and head lamp area thereof shown separately for clarity.

The particular colors and finishes are for illustrative purposes only and form no part of the claimed design. The HONDA indicia is a registered trademark of Honda Giken Kogyo Kabushiki Kaisha and forms part of the claimed design.

1 Claim, 9 Drawing Sheets

(9 of 9 Drawing Sheet(s) Filed in Color)







FIG. 1




FIG. 2



FIG. 3



FIG. 4




FIG. 5




FIG. 6




FIG. 7




FIG. 8




FIG. 9




FIG. 10




FIG. 11




FIG. 12




FIG. 13




FIG. 14




FIG. 15




FIG. 16




FIG. 17




FIG. 18