



US00D460929S

(12) **United States Design Patent**
Sulimanov

(10) **Patent No.:** **US D460,929 S**

(45) **Date of Patent:** **** Jul. 30, 2002**

(54) **SETTING FOR JEWELRY**

(75) **Inventor:** **Shmuel Sam Sulimanov**, New York, NY (US)

(73) **Assignee:** **MCR Trading Inc.**, New York, NY (US)

(**) **Term:** **14 Years**

(21) **Appl. No.:** **29/149,307**

(22) **Filed:** **Oct. 5, 2001**

(51) **LOC (7) Cl.** **11-01**

(52) **U.S. Cl.** **D11/91**

(58) **Field of Search** D11/1-43, 48,
D11/75, 79, 86, 89-92; 63/3, 4, 12-15,
29.1, 26-28, 32

(56) **References Cited**

U.S. PATENT DOCUMENTS

D82,544 S * 11/1930 Cristina D11/89

D440,181 S * 4/2001 Wolf D11/90

* cited by examiner

Primary Examiner—Louis S. Zarfaz

Assistant Examiner—Deanne Levy

(74) *Attorney, Agent, or Firm*—Abelman, Frayne & Schwab

(57) **CLAIM**

The ornamental design for a setting for jewelry, as shown and described.

DESCRIPTION

FIG. 1 is a top plan view of a jewelry setting showing my new design;

FIG. 2 is a right side elevation view of the setting of FIG. 1, the left side elevation view being a mirror image thereof;

FIG. 3 is a front elevation view of a jewelry setting showing my design in use as a pendant; and,

FIG. 4 is right, side elevation view thereof.

The portion of the finger ring and stone of FIGS. 1 and 2 and the portion of the pendant of FIGS. 3 and 4 shown in broken lines are for illustrative purposes only and form no part of the claimed design.

1 Claim, 1 Drawing Sheet

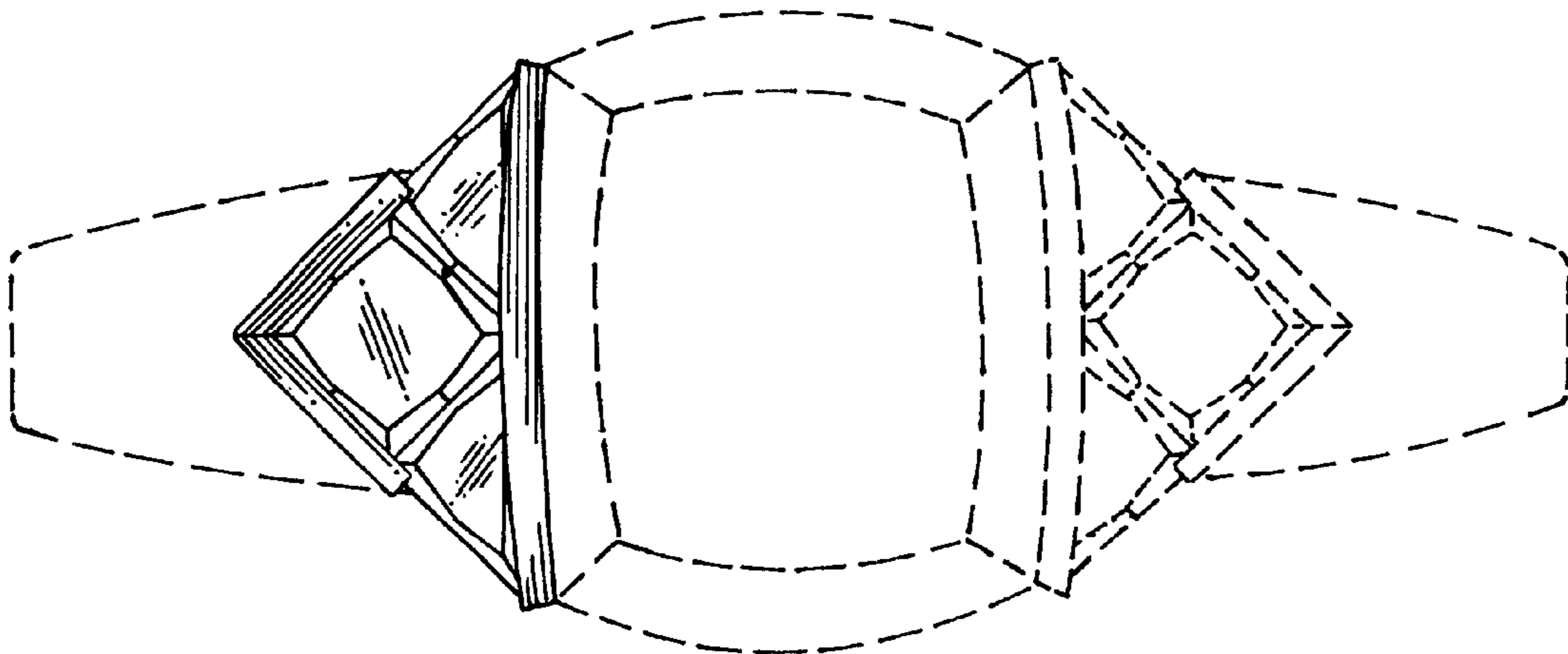


FIG. 1

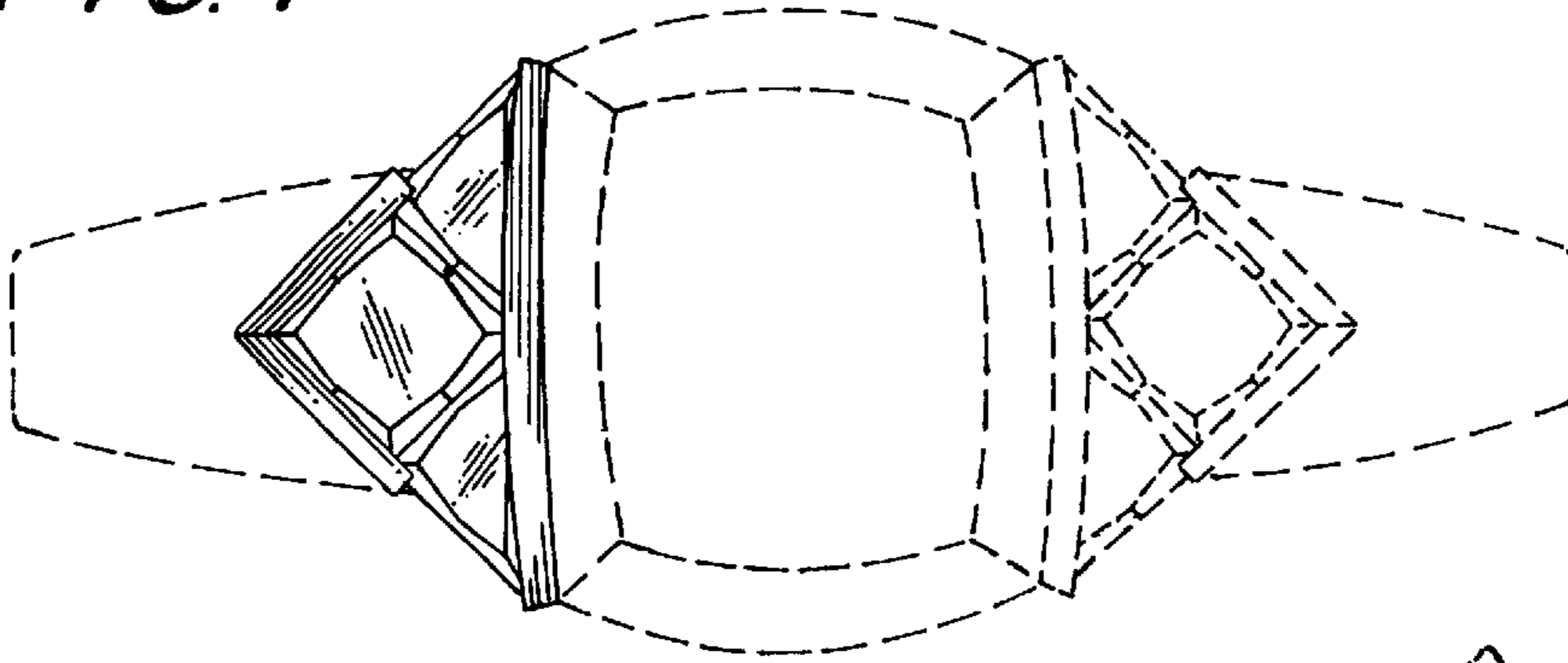


FIG. 2

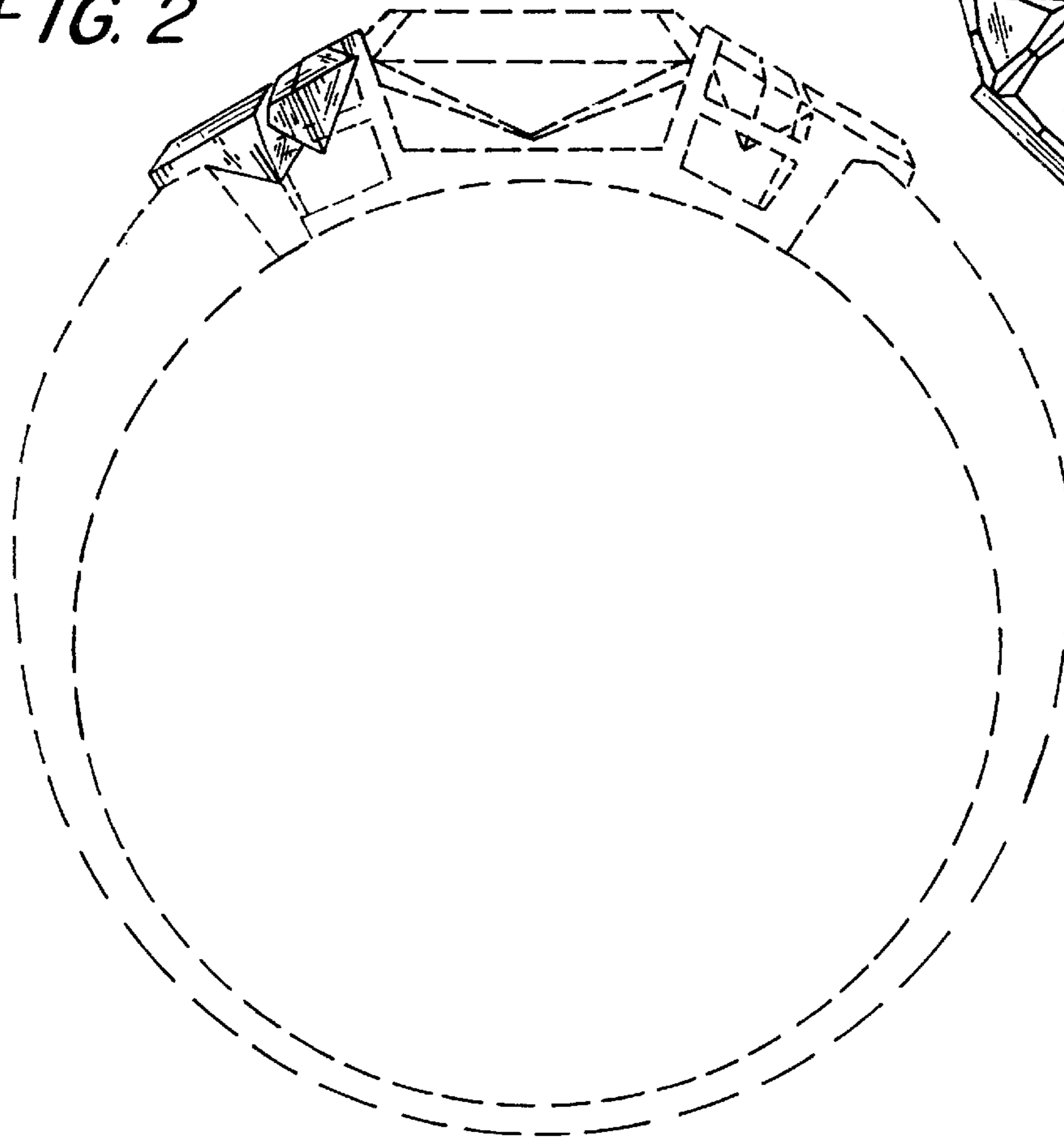


FIG. 3




FIG. 4

