



US00D460921S

(12) **United States Design Patent**  
**Helleu**

(10) **Patent No.:** **US D460,921 S**

(45) **Date of Patent:** **\*\* Jul. 30, 2002**

(54) **WATCH**

(75) Inventor: **Jacques Helleu**, Garches (FR)

(73) Assignee: **Chanel, Inc.**, New York, NY (US)

(\*\*) Term: **14 Years**

(21) Appl. No.: **29/145,127**

(22) Filed: **Jul. 16, 2001**

(51) **LOC (7) Cl.** ..... **10-02**

(52) **U.S. Cl.** ..... **D10/32**

(58) **Field of Search** ..... D10/1-39, 122-132;  
368/276-277, 82-84, 285, 239-242, 281-282,  
41-44; 224/168, 164, 178; D11/3-25; 63/1.11,  
3, 5, 11

(56) **References Cited**

**U.S. PATENT DOCUMENTS**

D244,671 S	*	6/1977	Cozza	.....	D10/38
D404,318 S	*	1/1999	Slowinski	.....	D10/32
D413,526 S	*	9/1999	Perrin et al.	.....	D10/30
D420,599 S	*	2/2000	Perrin et al.	.....	D10/32

**OTHER PUBLICATIONS**

Vogue—Oct. 1986—p. 86—watches at top.\*  
Candino Watch Co. AG, Depot No. DM/026 025—Jan. 20, 1993.  
Ventura Design on Time AG, Depot No. DM/028 043—Dec. 1993.  
Chopard International SA, Depot No. DM/045 623—Oct. 10, 1998.  
Kimberley Sarl C/o Ravene, Depot No. DM/050 074—Feb. 10, 1999.  
Societe Montres Pequinnet, DM/047 249—Mar. 22, 1999.  
Chopard International Depot No. DM/048 800—Apr. 13, 1999.

Societe des Montres Paul Picot SA, Depot No. DM/048 255—Apr. 15, 1999.  
De Grisogono SA, Depot No. DM/047 746—Apr. 26, 1999.  
Ventura Design on Time AG, Depot No. DM/051 026—Feb. 28, 1999.  
De Grisogono SA, Depot No. DM/054 321—Sep. 22, 2000.  
Piaget Published on Feb. 1990.  
Imported Watch Clock and Jewelry 1995 part 2.  
Orologi Juilet, Aug. 2000.  
Montres Magazine, printed 1999—Vacheron Constantin.  
Le Figaro, Mar. 2000—Montre Bouchero.  
Europa Star, Apr. 2000—Montre Century.  
Europa Star, Jan. 6, 2001—Montre Dunhill.  
Chopard Ice Cube (Chopard's catalogue No. 10), Published on Dec. 31, 2000.  
Suisse Journal of the L'Horlogerie de devrier, Mar. 2001.  
Montres B&B (no date avail).

\* cited by examiner

*Primary Examiner*—Nelson C. Holtje  
(74) *Attorney, Agent, or Firm*—Darby & Darby

(57) **CLAIM**

The ornamental design for a watch, as shown and described.

**DESCRIPTION**

FIG. 1 is a front perspective view of a watch according to my new design;  
FIG. 2 is a front elevation view of the watch;  
FIG. 3 is a right side elevation view, the left side being a mirror image thereof;  
FIG. 4 is a top plan view, the bottom plan being a mirror image thereof; and,  
FIG. 5 is a rear elevation view.  
The broken line showings of FIGS. 1-2 are for illustrative purposes only and form no part of the claimed design.

**1 Claim, 2 Drawing Sheets**

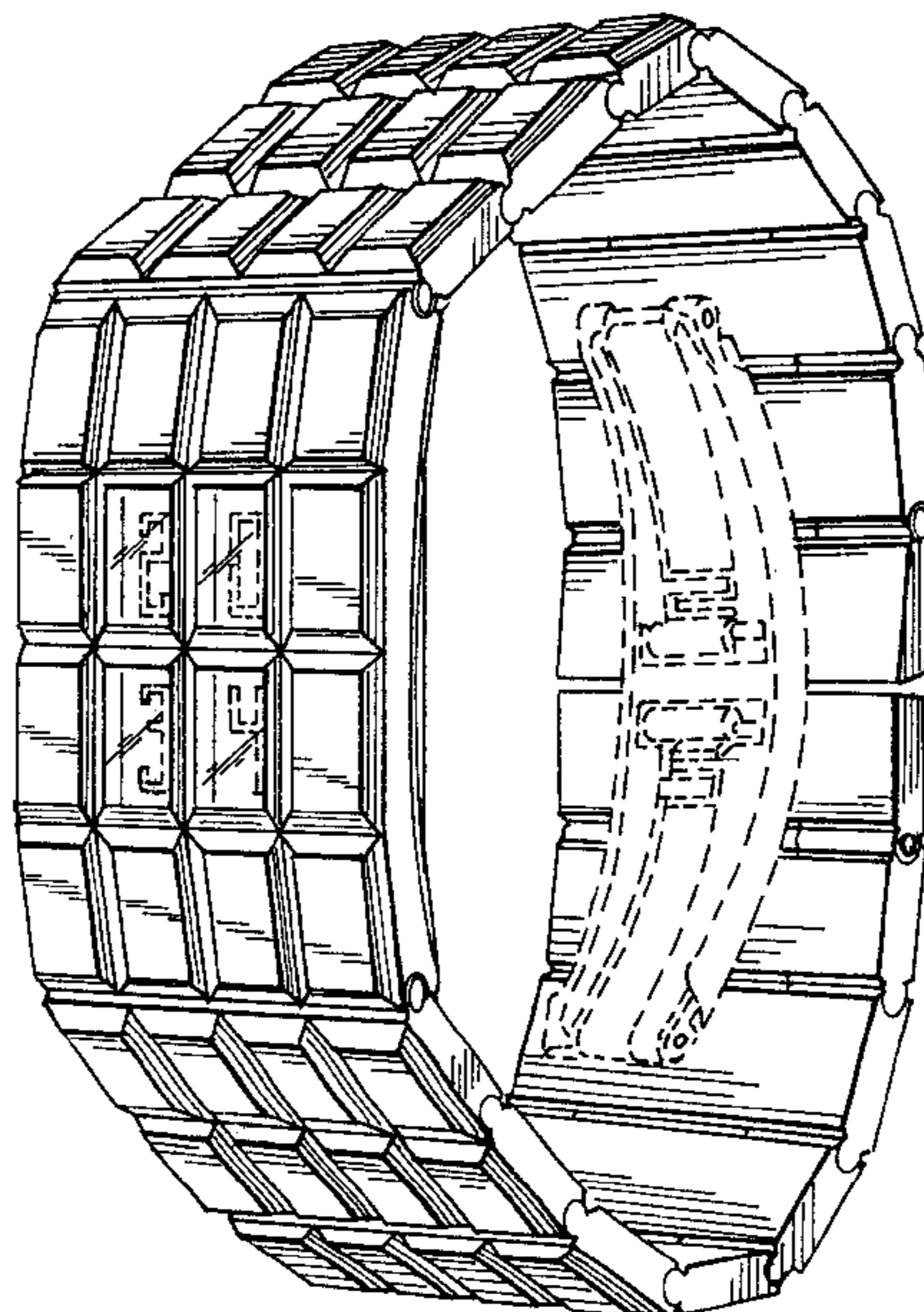


FIG. 1

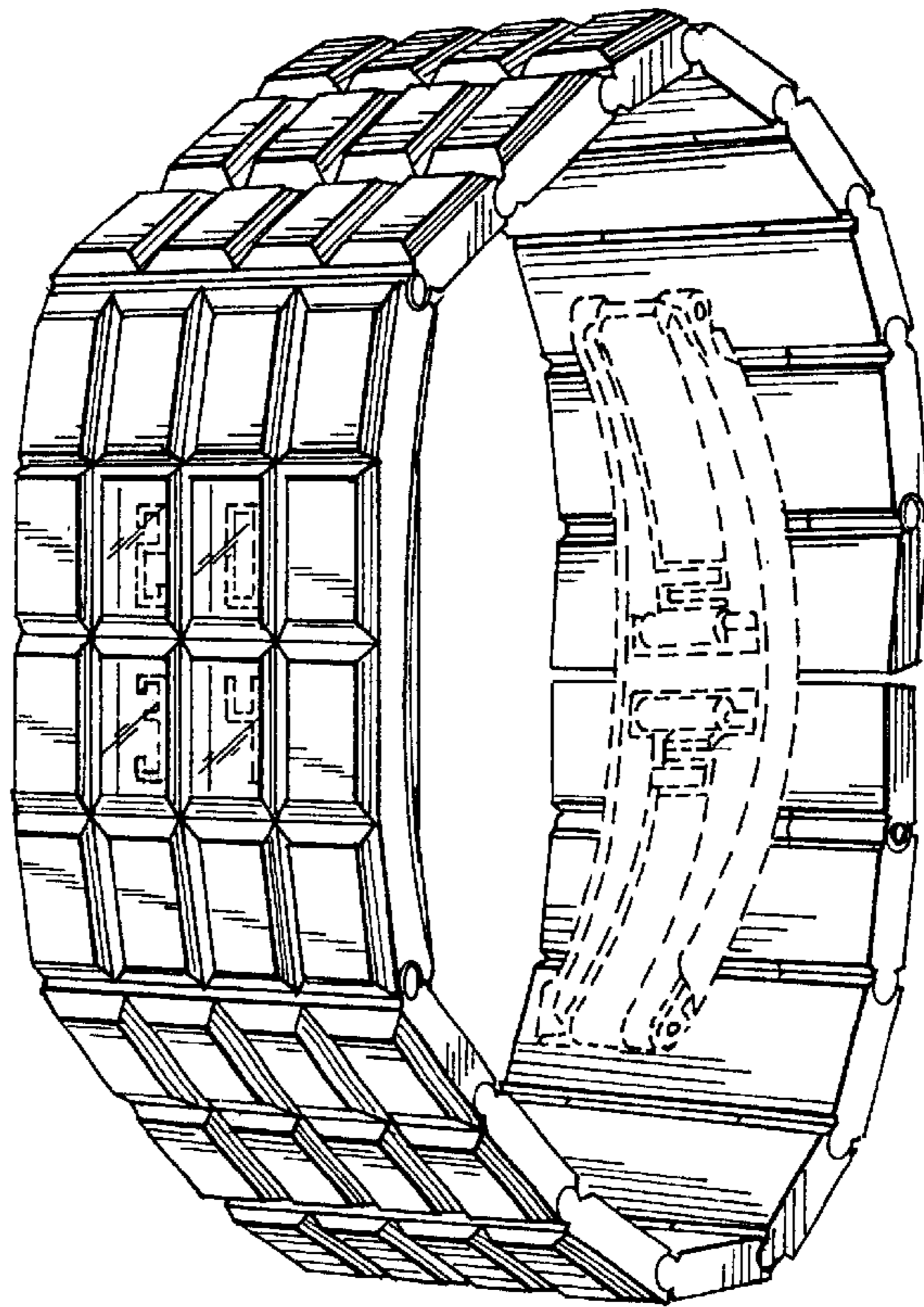


FIG. 2

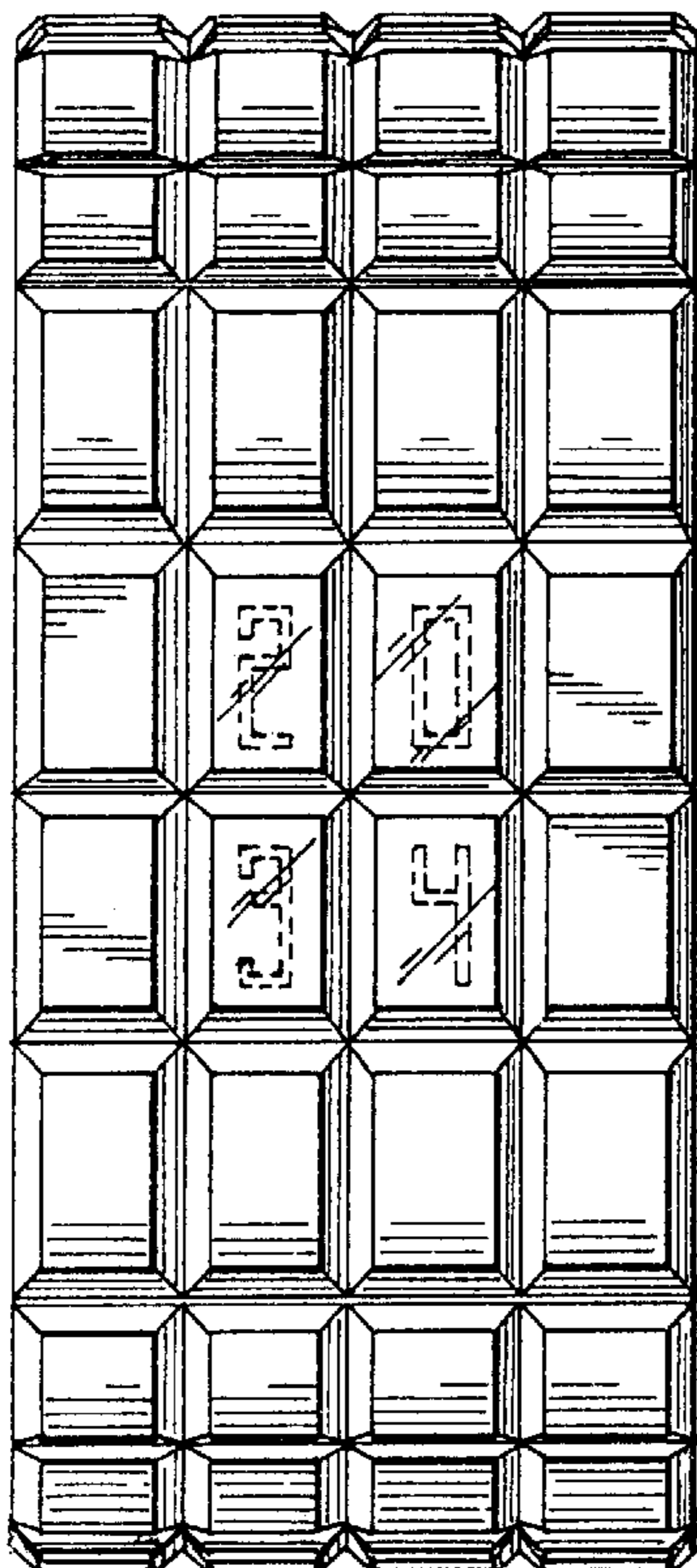


FIG. 5




FIG. 3

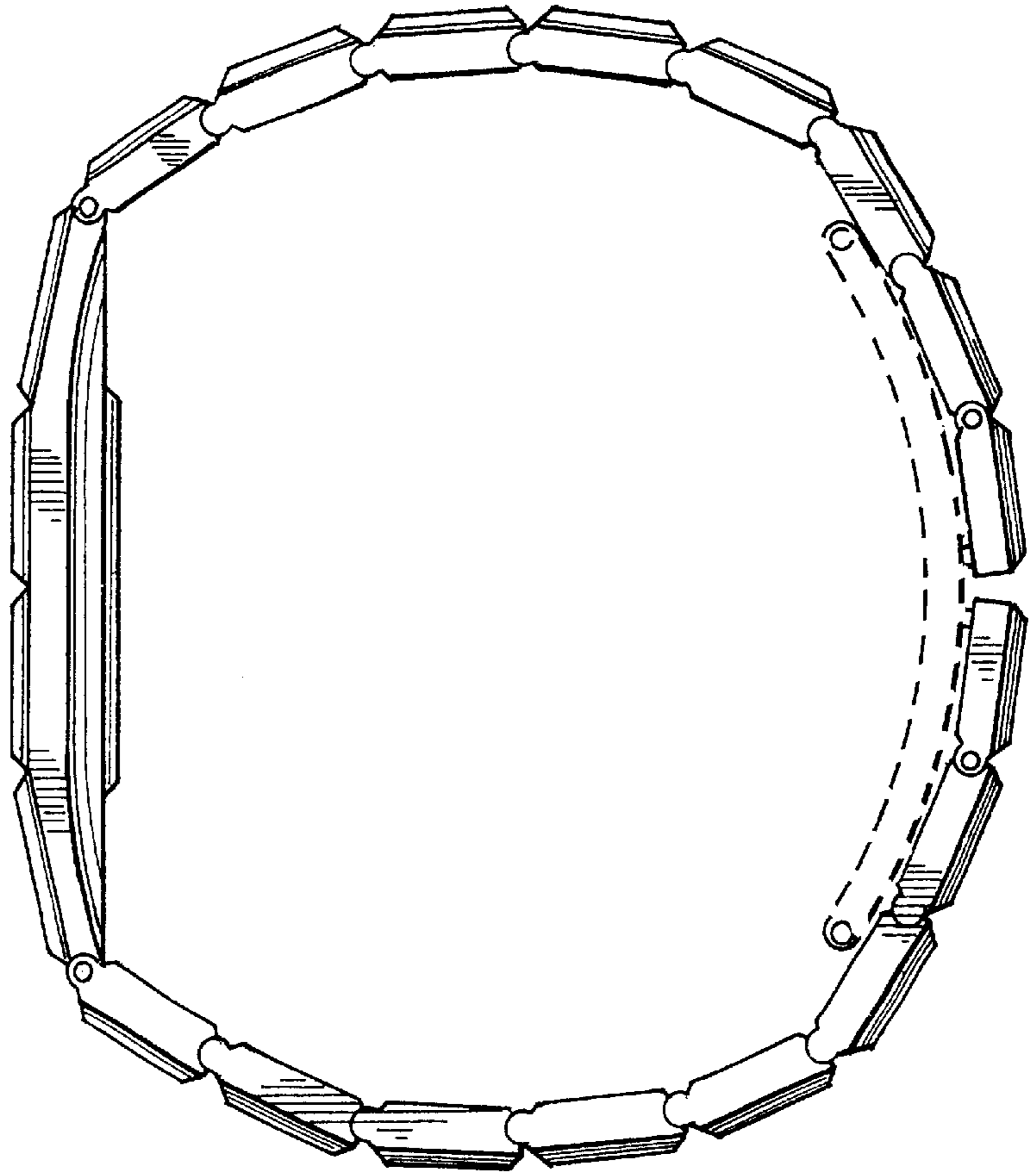


FIG. 4

