



US00D460919S

(12) **United States Design Patent**
Micinilio

(10) **Patent No.:** **US D460,919 S**

(45) **Date of Patent:** **** Jul. 30, 2002**

(54) **CLOCK**

(75) **Inventor:** **Gregg A. Micinilio**, Trumbull, CT (US)

(73) **Assignee:** **Remington Corporation, L.L.C.**,
Bridgeport, CT (US)

(**) **Term:** **14 Years**

D359,696 S	*	6/1995	Lee	D10/28
D412,853 S	*	8/1999	Kokkinis	D10/15
D413,069 S	*	8/1999	Kokkinis	D10/15
D413,524 S	*	9/1999	Kokkinis	D10/15
D430,598 S	*	9/2000	Gerstein et al.	D18/55
D437,236 S	*	2/2001	Hargrove, III	D10/15
D437,237 S	*	2/2001	Chan	D10/15
D443,813 S	*	6/2001	Harwanko	D8/376

* cited by examiner

(21) **Appl. No.:** **29/135,070**

(22) **Filed:** **Jan. 5, 2001**

(51) **LOC (7) Cl.** **10-01**

(52) **U.S. Cl.** **D10/1; D10/15**

(58) **Field of Search** D10/1-40, 122-132;
368/223, 228-229, 232, 276-277, 280-282,
285, 28-30, 41-44, 239-242, 10

Primary Examiner—Nelson C. Holtje
(74) *Attorney, Agent, or Firm*—Melvin I. Stoltz

(57) **CLAIM**

The ornamental design for the clock, as shown and described.

DESCRIPTION

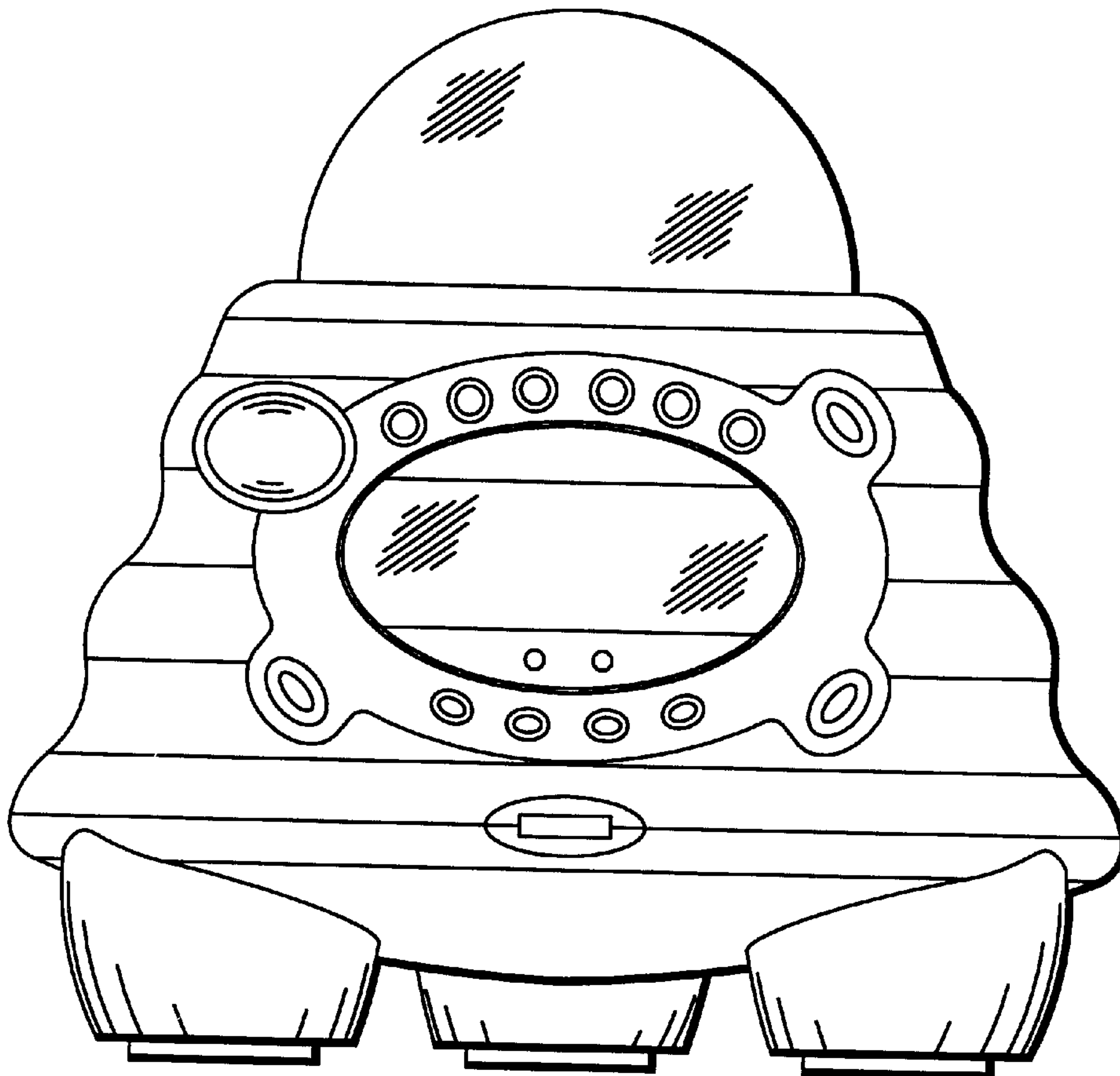
(56) **References Cited**

U.S. PATENT DOCUMENTS

D19,269 S	*	8/1889	Bidwell	D10/7
D34,815 S	*	7/1901	Jennings et al.	D10/1
D238,170 S	*	12/1975	Schmidt	D10/1 X
D240,270 S	*	6/1976	Kawano	D10/15 X
D328,713 S	*	8/1992	Tsukuda	D10/15
D333,099 S	*	2/1993	Hiomori	D10/2
D346,967 S	*	5/1994	Wo	D10/15

FIG. 1 is a front elevational view of the clock showing my new design;
FIG. 2 is a right side view thereof;
FIG. 3 is a left side view thereof;
FIG. 4 is a rear view thereof;
FIG. 5 is a top plan view thereof; and,
FIG. 6 is a bottom plan view thereof.

1 Claim, 6 Drawing Sheets



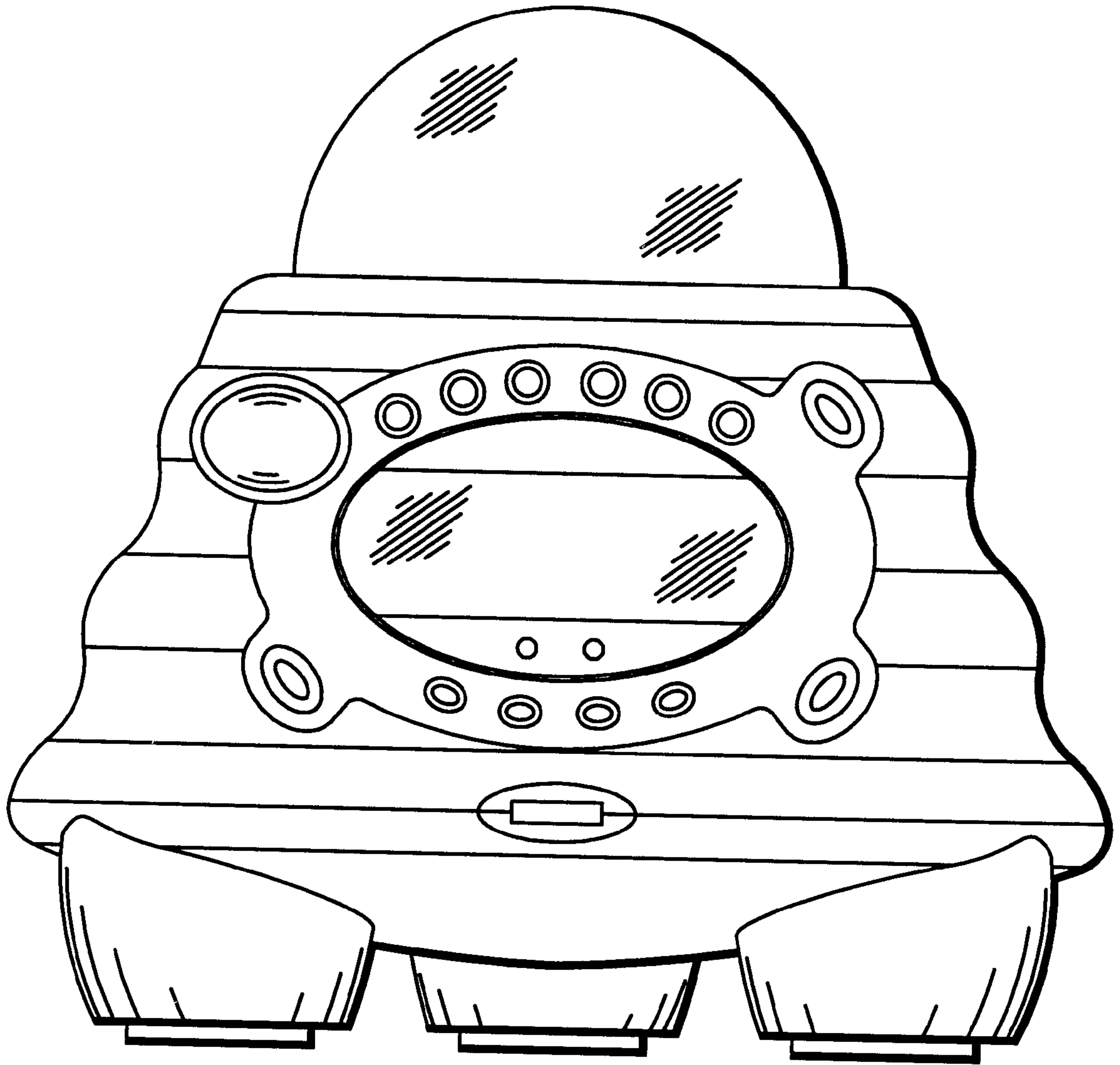


FIG. 1




FIG. 2




FIG. 3

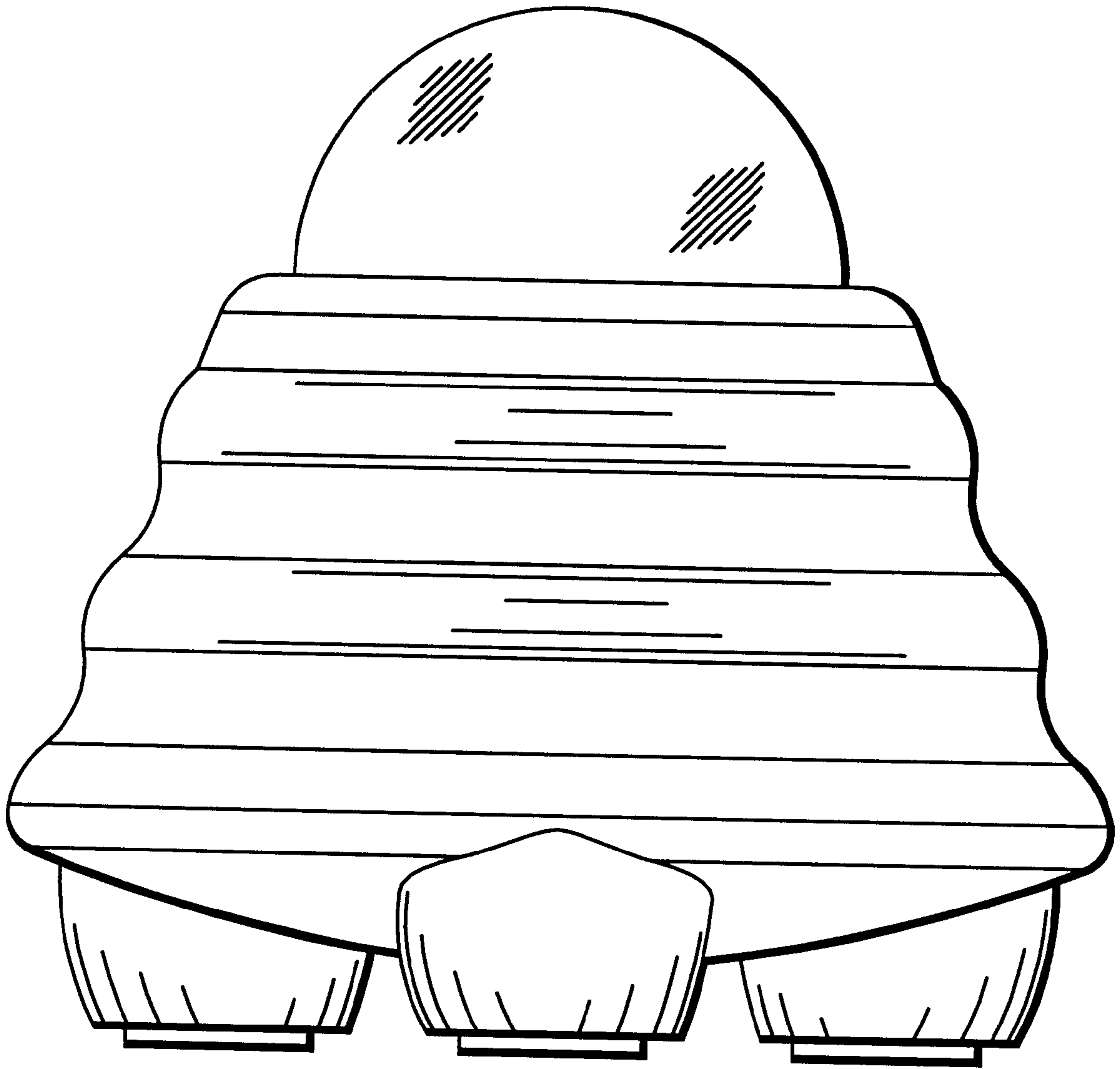


FIG. 4

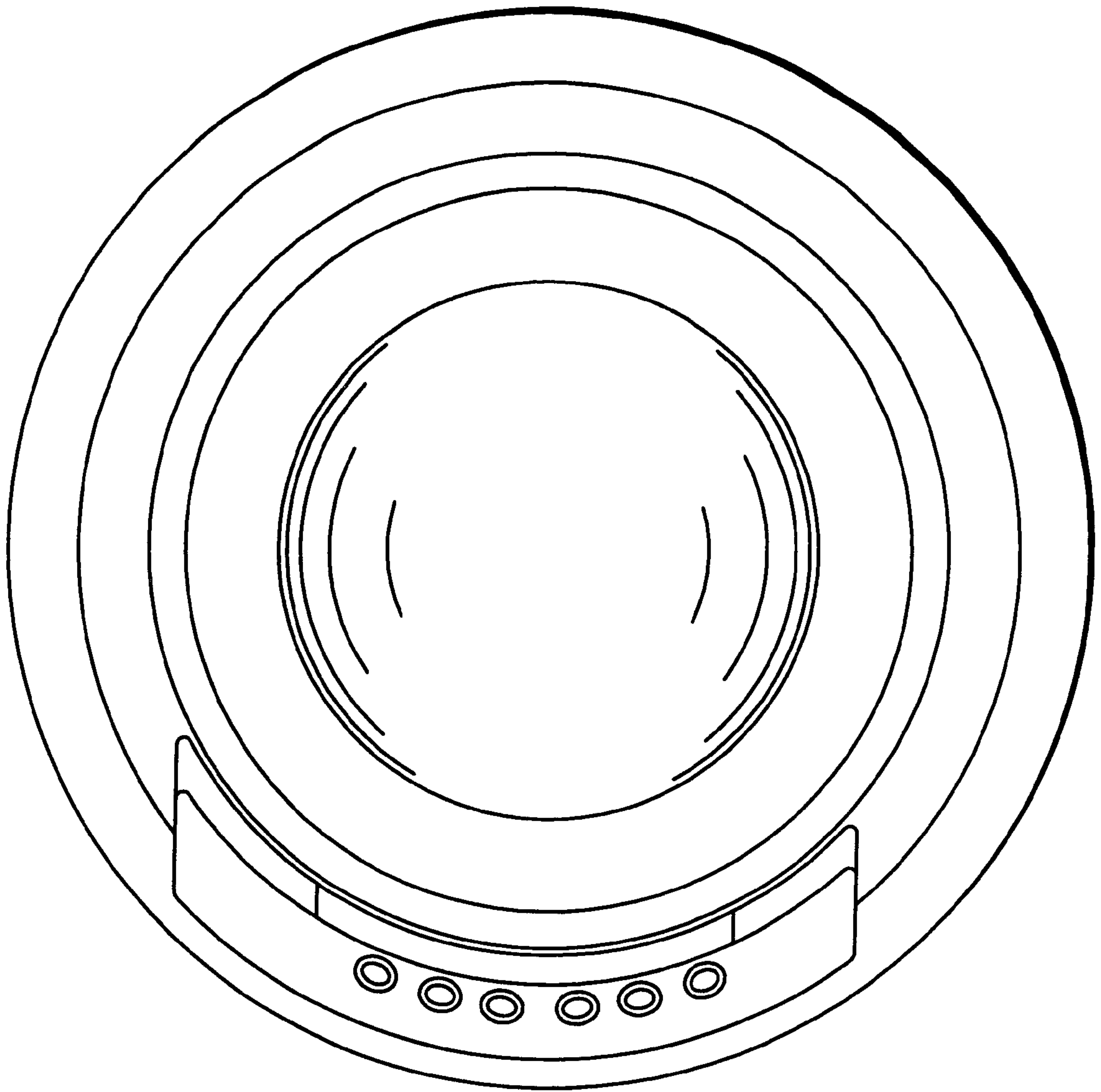


FIG. 5

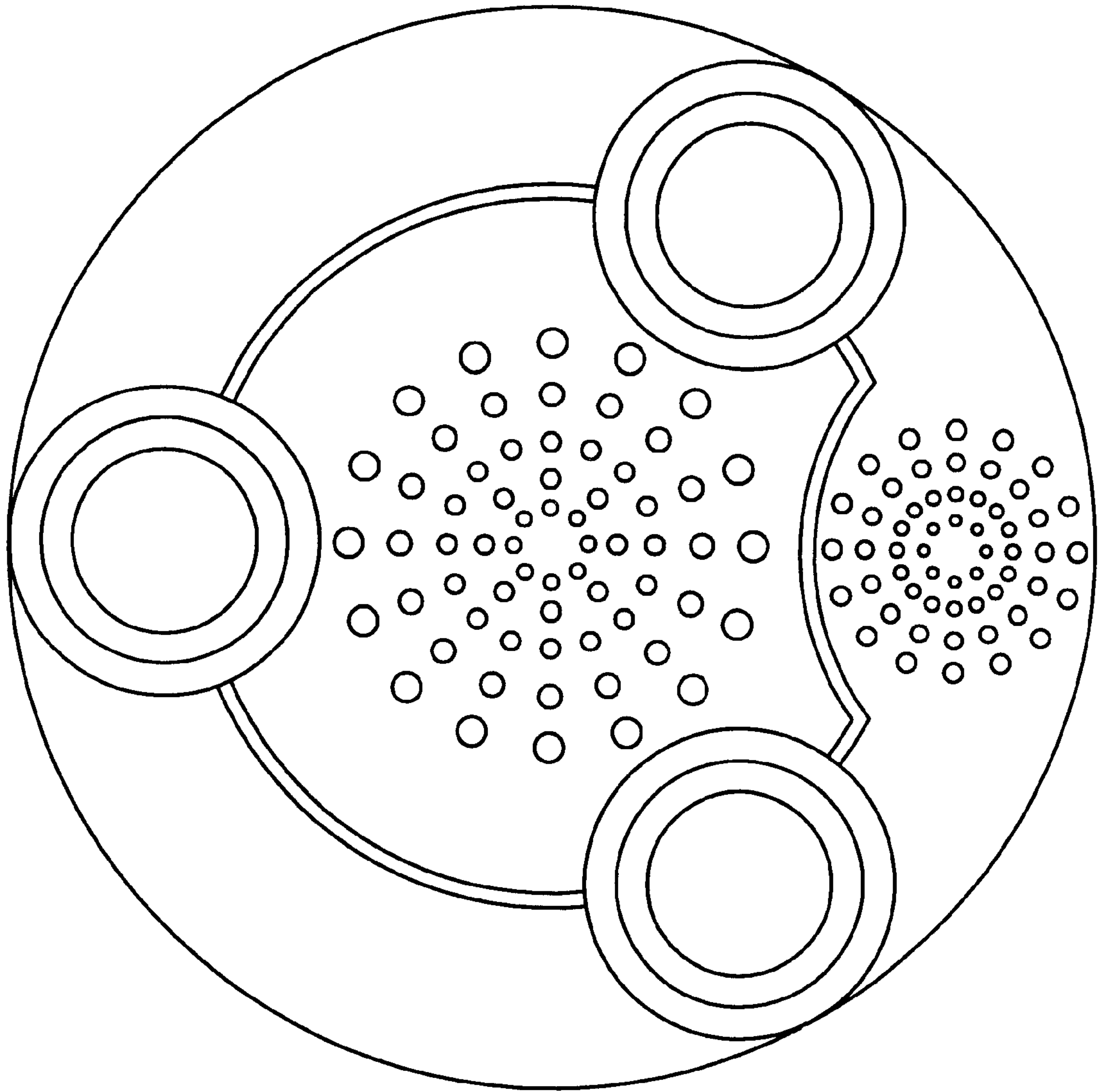


FIG. 6