



US00D460912S

(12) **United States Design Patent**
Gary et al.

(10) **Patent No.:** **US D460,912 S**

(45) **Date of Patent:** **** Jul. 30, 2002**

(54) **TUBE LIGHT CLIP**

(75) Inventors: **Lonnie F. Gary**, Ransom Canyon;
Stephen L. Fillipp; **Chad H. Jones**,
both of Lubbock, all of TX (US)

(73) Assignee: **Gary Products Group, Inc.**, Lubbock,
TX (US)

(*) Notice: This patent is subject to a terminal dis-
claimer.

(**) Term: **14 Years**

D356,246 S	3/1995	Adams	
5,496,005 A	3/1996	Dieringer	
D376,535 S	12/1996	Gary et al.	
5,581,956 A	12/1996	Fennessey et al.	
5,607,230 A	3/1997	Protz, Jr.	
5,609,415 A	3/1997	Protz, Jr.	
D380,145 S	* 6/1997	Rumpel D8/395
5,669,709 A	9/1997	Adams	
5,707,136 A	1/1998	Byers	
D414,291 S	9/1999	Gary et al.	
D422,203 S	4/2000	Gary et al.	
D424,418 S	* 5/2000	Gary et al. D8/395
D427,510 S	* 6/2000	Gary et al. D8/395

* cited by examiner

(21) Appl. No.: **29/118,414**

(22) Filed: **Feb. 8, 2000**

(51) **LOC (7) Cl.** **08-08**

(52) **U.S. Cl.** **D8/395**

(58) **Field of Search** D8/394, 395, 396;
D26/138; 248/74.2, 215, 305; 362/145,
249, 388, 396, 432

Primary Examiner—Ted Shooman
Assistant Examiner—Daniel Bui
(74) *Attorney, Agent, or Firm*—Locke Liddell & Sapp LLP;
Monty L. Ross

(57) **CLAIM**

The ornamental design for a tube light clip, as shown and described.

(56) **References Cited**

U.S. PATENT DOCUMENTS

3,540,687 A	11/1970	Cuva	
3,599,918 A	8/1971	Patchett	
4,905,131 A	2/1990	Gary	
4,974,128 A	11/1990	Prickett	
D319,575 S	9/1991	Young	
D325,866 S	5/1992	Gary	
D333,012 S	* 2/1993	Fleming D26/138
5,249,108 A	9/1993	Gary	
D340,183 S	10/1993	Rumpel	

DESCRIPTION

FIG. 1 is a top front perspective view of a tube light clip, showing our design;
FIG. 2 is a top plan view thereof;
FIG. 3 is a front elevation view thereof;
FIG. 4 is a right side elevation view thereof;
FIG. 5 is a rear elevation view thereof;
FIG. 6 is a left side elevation view thereof; and,
FIG. 7 is a bottom plan view thereof.

1 Claim, 1 Drawing Sheet




FIG. 1




FIG. 2

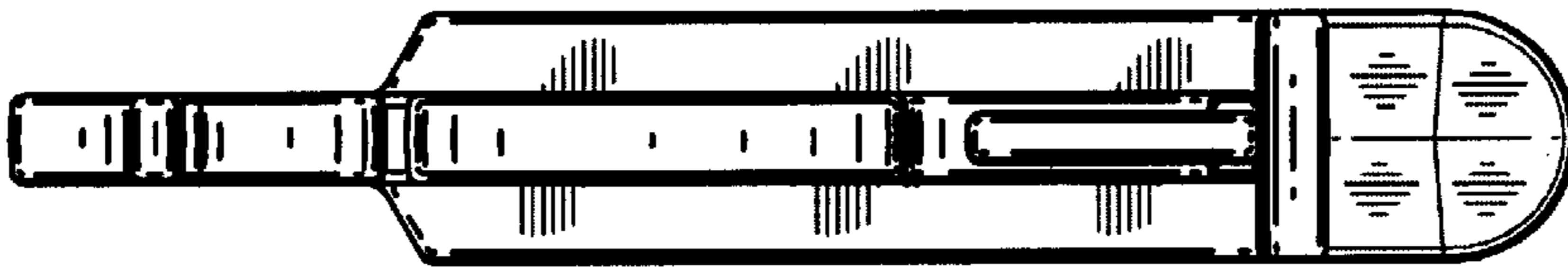


FIG. 3



FIG. 4

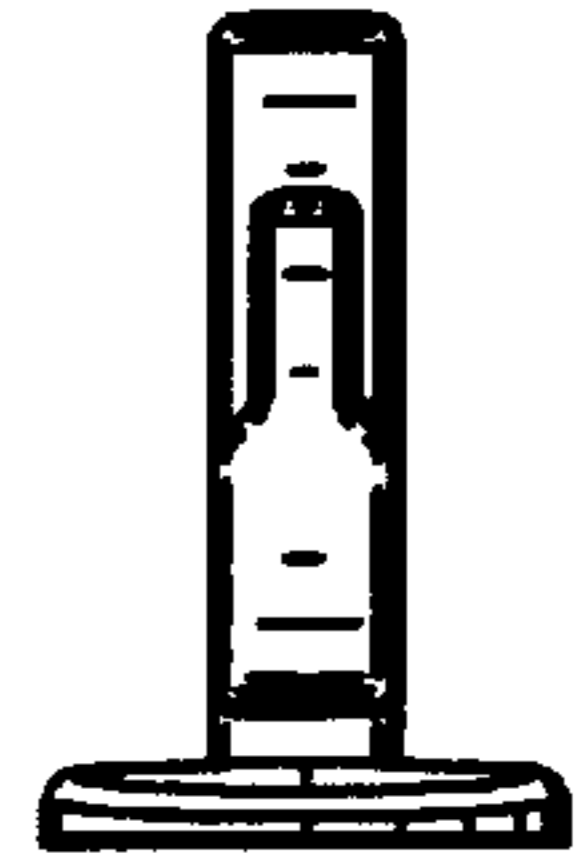


FIG. 5




FIG. 6

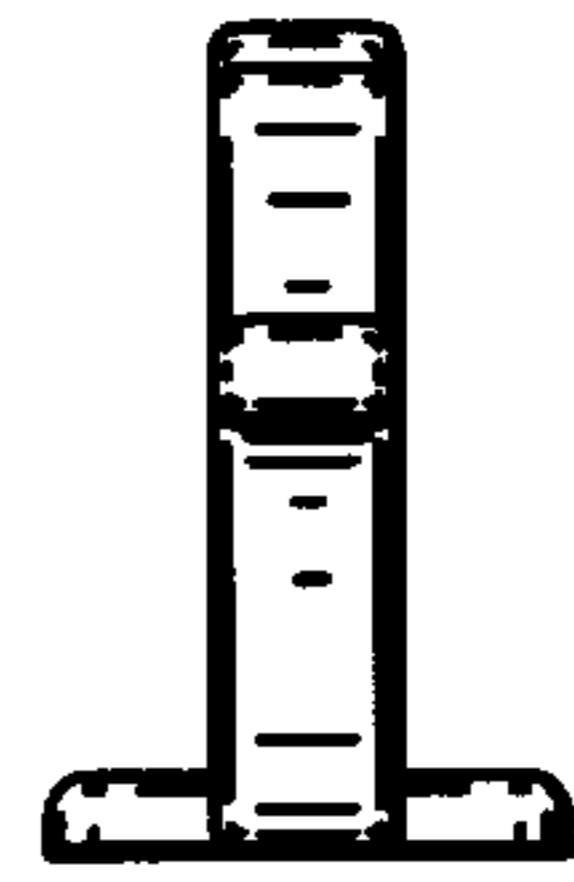


FIG. 7

