



US00D460906S

(12) **United States Design Patent**
Pia

(10) **Patent No.:** **US D460,906 S**

(45) **Date of Patent:** **** Jul. 30, 2002**

(54) **SCISSORS**

D109,212 S * 4/1938 Feather
4,215,474 A * 8/1980 Kelley 30/233

(75) Inventor: **Gary Pia**, Stratford, CT (US)

* cited by examiner

(73) Assignee: **Emil Schlemper GmbH**, Soligen (DE)

Primary Examiner—Alan P. Douglas

Assistant Examiner—Clare E. Heflin

(**) Term: **14 Years**

(74) *Attorney, Agent, or Firm*—Melvin I. Stoltz

(21) Appl. No.: **29/149,839**

(57) **CLAIM**

(22) Filed: **Oct. 17, 2001**

The ornamental design for scissors, as shown and described.

(51) **LOC (7) Cl.** **08-03**

(52) **U.S. Cl.** **D8/57**

(58) **Field of Search** D8/5, 57; D24/148;
606/174; 30/120, 145, 194, 201, 229, 230,
248, 257, 261, 262, 266, 268, 232, 233;
7/135

DESCRIPTION

FIG. 1 is a front elevational view of the scissors showing my new design;

FIG. 2 is a bottom plan view thereof;

FIG. 3 is a top plan view thereof;

FIG. 4 is a rear elevational view thereof;

FIG. 5 is a side elevational view thereof, looking from the right side of FIG. 1; and,

FIG. 6 is a side elevational view thereof, looking from the left side of FIG. 1.

The broken lines shown on the drawings are for illustrative purposes only and form no part of the claimed design.

(56) **References Cited**

U.S. PATENT DOCUMENTS

- 444,983 A * 1/1891 Krusius
- D24,575 S * 8/1895 Wheeler
- 851,721 A * 4/1907 Witt
- 858,359 A * 6/1907 Eastman
- D53,607 S * 7/1919 Rauh

1 Claim, 2 Drawing Sheets

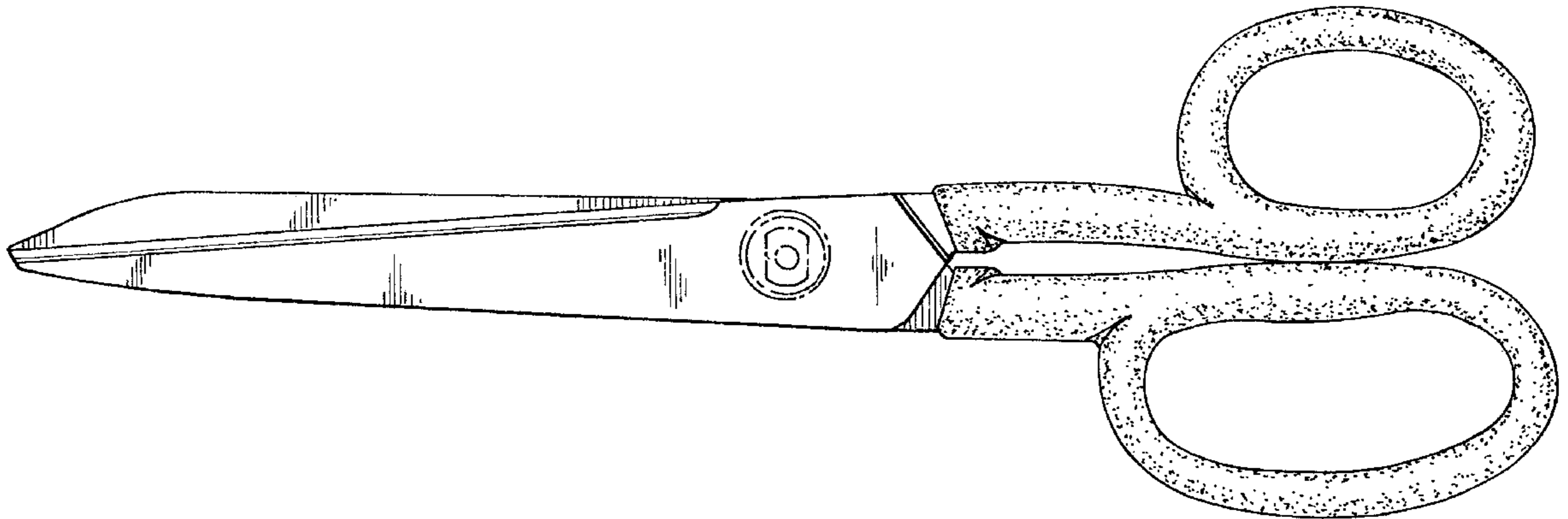


FIG. 1

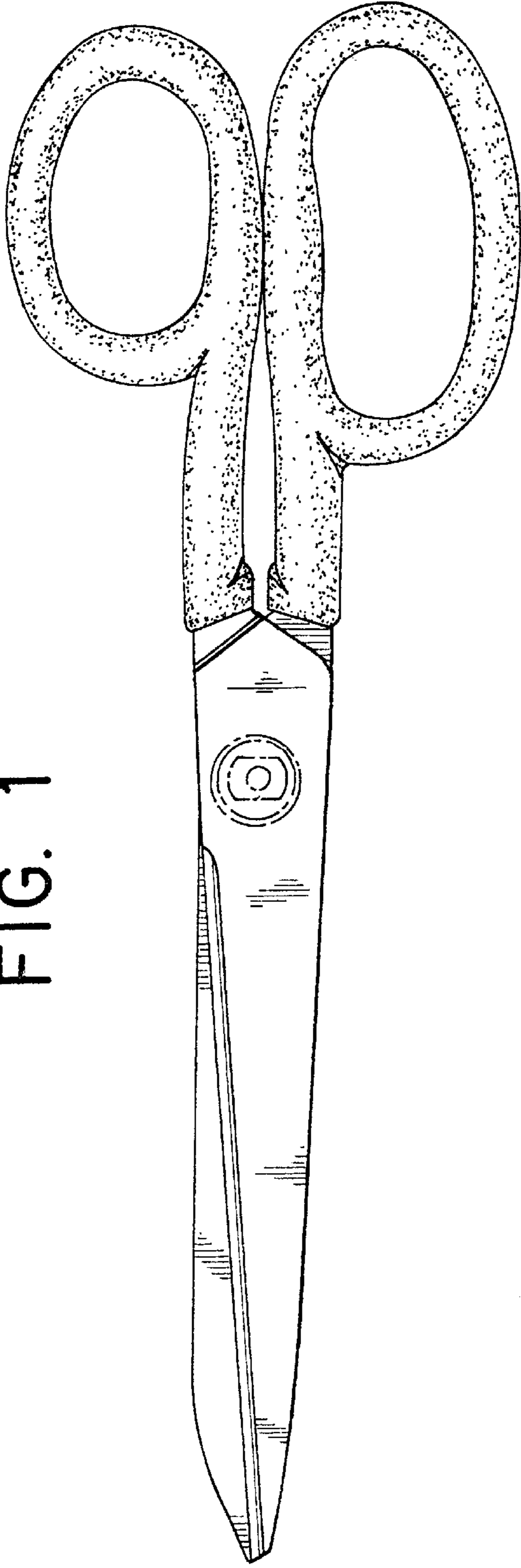


FIG. 3



FIG. 2

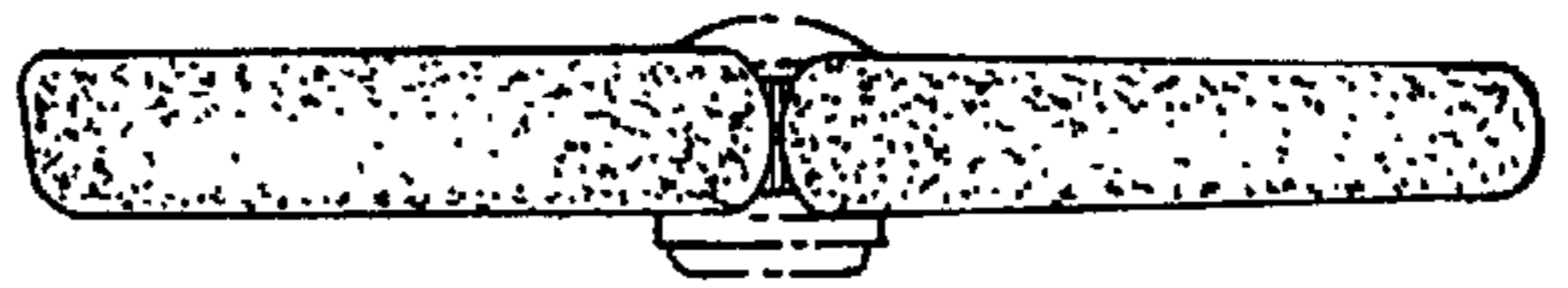


FIG. 4

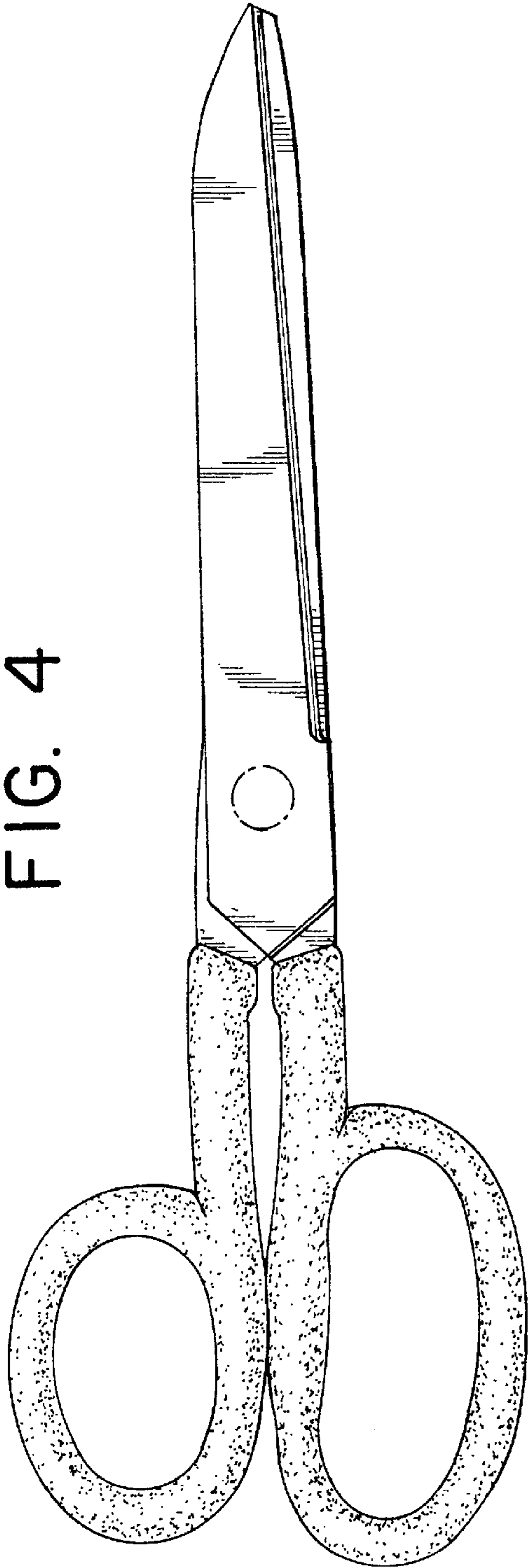


FIG. 5



FIG. 6

