



US00D460902S

(12) **United States Design Patent**  
**Battle**

(10) **Patent No.:** **US D460,902 S**

(45) **Date of Patent:** **\*\* Jul. 30, 2002**

(54) **WINE RACK**

(75) Inventor: **Jason Battle**, 12 Milford Hill,  
Salisbury, Wiltshire (GB), SP1 2QX

(73) Assignee: **Jason Battle (GB)**

(\*\*) Term: **14 Years**

(21) Appl. No.: **29/137,974**

(22) Filed: **Mar. 5, 2001**

(51) **LOC (7) Cl.** ..... **06-04**

(52) **U.S. Cl.** ..... **D7/708**

(58) **Field of Search** ..... D7/701, 707, 708;  
D6/457, 466, 553, 567, 570, 571; 211/41.3,  
74, 75, 85.5, 125

(56) **References Cited**

**U.S. PATENT DOCUMENTS**

D236,565 S \* 9/1975 Fuller ..... D7/708

D247,660 S \* 4/1978 Tortorici ..... D7/701  
D253,802 S \* 1/1980 Loud et al. .... D7/708  
D273,647 S \* 5/1984 Kandarian ..... D6/570  
D277,334 S \* 1/1985 Ristow ..... D6/553 X  
4,577,765 A \* 3/1986 Crosby ..... 211/75

\* cited by examiner

*Primary Examiner*—Terry A. Wallace

(57) **CLAIM**

The ornamental design for a wine rack, as shown and described.


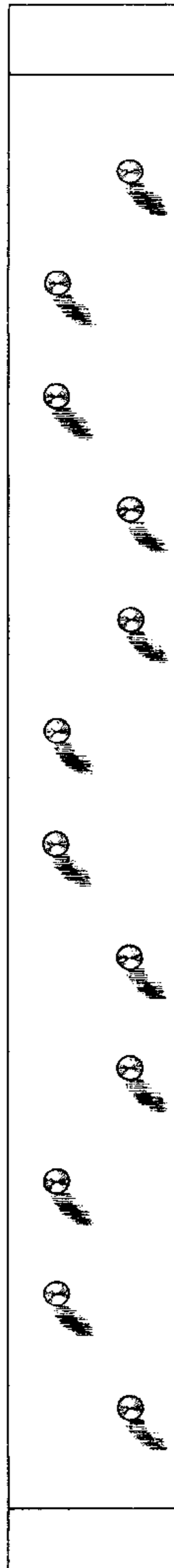
**DESCRIPTION**

FIG. 1 is a front elevation view of a wine rack showing my new design;

FIG. 2 is a top plan view thereof, the bottom side being identical; and,

FIG. 3 is a right side elevation view thereof, the opposite side being identical.

**1 Claim, 1 Drawing Sheet**






FIG 1




FIG 2

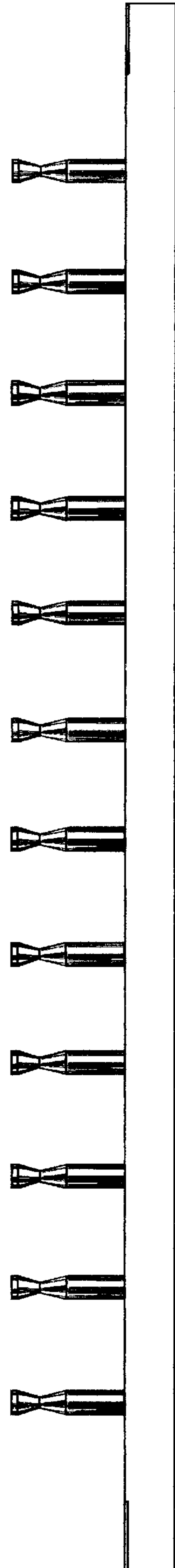


FIG 3