



US00D460900S

(12) **United States Design Patent**
Parlowski

(10) **Patent No.:** **US D460,900 S**

(45) **Date of Patent:** **** Jul. 30, 2002**

(54) **CUTLERY KNIFE**

(75) **Inventor:** **Jürgen Parlowski**, Brooklyn, NY (US)

(73) **Assignee:** **Hampton Forge, Ltd.**, Eatontown, NJ (US)

(**) **Term:** **14 Years**

(21) **Appl. No.:** **29/128,246**

(22) **Filed:** **Aug. 22, 2000**

(51) **LOC (7) Cl.** **07-03**

(52) **U.S. Cl.** **D7/649**

(58) **Field of Search** D7/642, 645, 649,
D7/650, 652, 401.2; 30/147-150, 329, 340,
342-345

(56) **References Cited**

U.S. PATENT DOCUMENTS

- D136,445 S * 10/1943 Gerber D7/649
- D300,601 S * 4/1989 Himbert et al. D8/107
- D302,092 S * 7/1989 Cohen et al. D7/650
- 4,881,430 A * 11/1989 Hubbard 76/104.1

- D323,448 S * 1/1992 Salviato D7/649
- D350,835 S * 9/1994 Wang D7/642 X
- D407,267 S * 3/1999 Juhlin et al. D7/401.2

* cited by examiner

Primary Examiner—Caron D. Veynar

(74) *Attorney, Agent, or Firm*—Ezra Sutton

(57) **CLAIM**

The ornamental design for a cutlery knife, as shown and described.

DESCRIPTION

FIG. 1 is a perspective view of a cutlery knife showing my new design;

FIG. 2 is a side view thereof, the other side view being a mirror image thereof;

FIG. 3 is a rear view thereof;

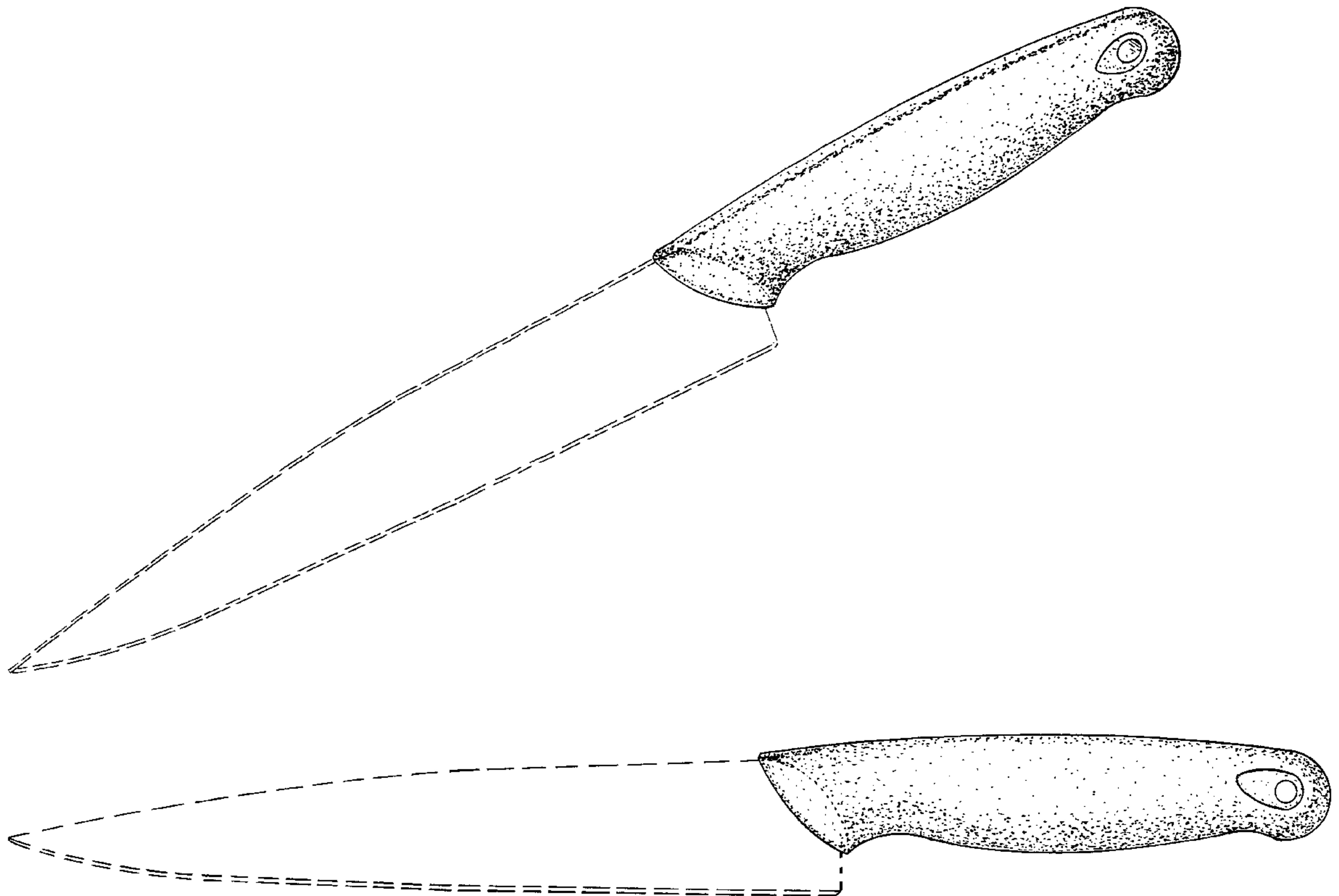
FIG. 4 is a front view thereof;

FIG. 5 is a top view thereof; and,

FIG. 6 is a bottom view thereof.

The broken lines shown in FIGS. 1-6 are for illustrative purposes only and form no part of the claimed design.

1 Claim, 2 Drawing Sheets



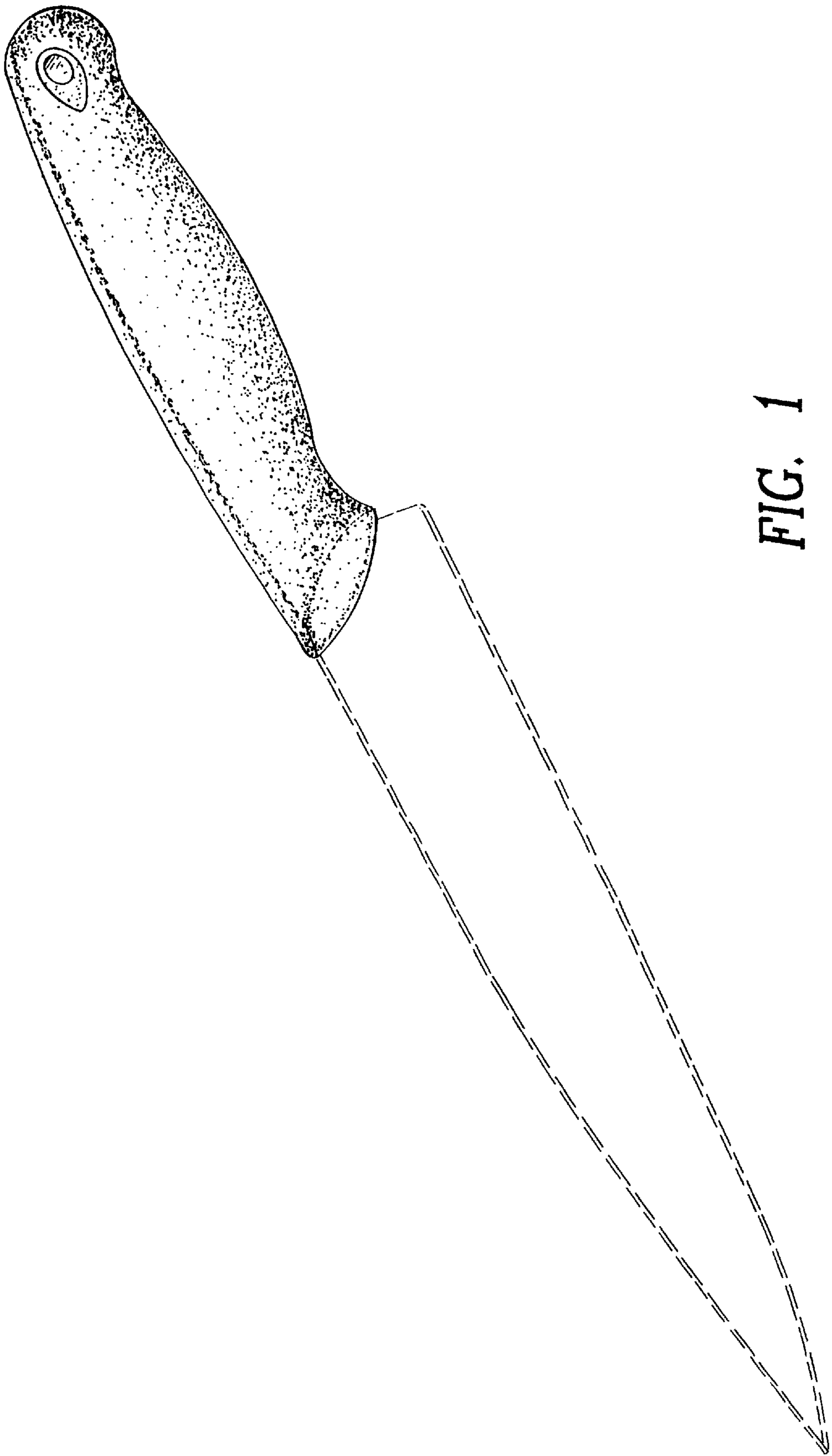


FIG. 1




FIG. 2

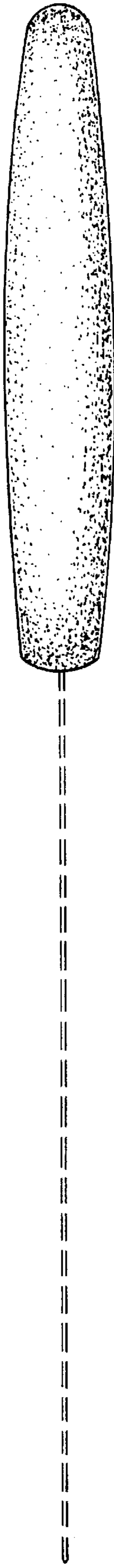


FIG. 5

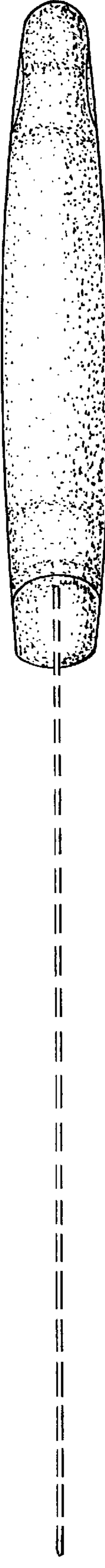


FIG. 6



FIG. 3



FIG. 4