



US00D460882S

(12) **United States Design Patent**  
**Stanton**

(10) **Patent No.:** **US D460,882 S**

(45) **Date of Patent:** **\*\* Jul. 30, 2002**

(54) **TABLE**

(75) **Inventor:** **Shawn Christopher Stanton**, High Point, NC (US)

(73) **Assignee:** **Thomasville Furniture Industries, Inc.**, Thomasville, NC (US)

(\*\*) **Term:** **14 Years**

(21) **Appl. No.:** **29/147,607**

(22) **Filed:** **Aug. 31, 2001**

(51) **LOC (7) Cl.** ..... **06-03**

(52) **U.S. Cl.** ..... **D6/484**

(58) **Field of Search** ..... D6/480-489, 495-499; 108/150, 151, 153.1, 156, 157.1, 161; 248/188, 188.1, 188.8

(56) **References Cited**

**U.S. PATENT DOCUMENTS**

D344,421 S	*	2/1994	Keller	.....	D6/484
D346,082 S	*	4/1994	Ward	.....	D6/484
D393,964 S	*	5/1998	Bergelin	.....	D6/480
D438,032 S		2/2001	Cain	.....	D6/484
D448,952 S	*	10/2001	OHare et al.	.....	D6/484

**OTHER PUBLICATIONS**

Thomasville, Fisher Park, May 1996, p. 11, table tops.\*  
Thomaville, Fisher Park May 1996, p. 19, table at bottom.\*

\* cited by examiner

*Primary Examiner*—Janice E. Seeger

(74) *Attorney, Agent, or Firm*—Womble Carlyle Sandridge & Rice, PLLC

(57) **CLAIM**

The ornamental design for a table, as shown and described.

**DESCRIPTION**

FIG. 1 is a perspective view of a table showing my new design;

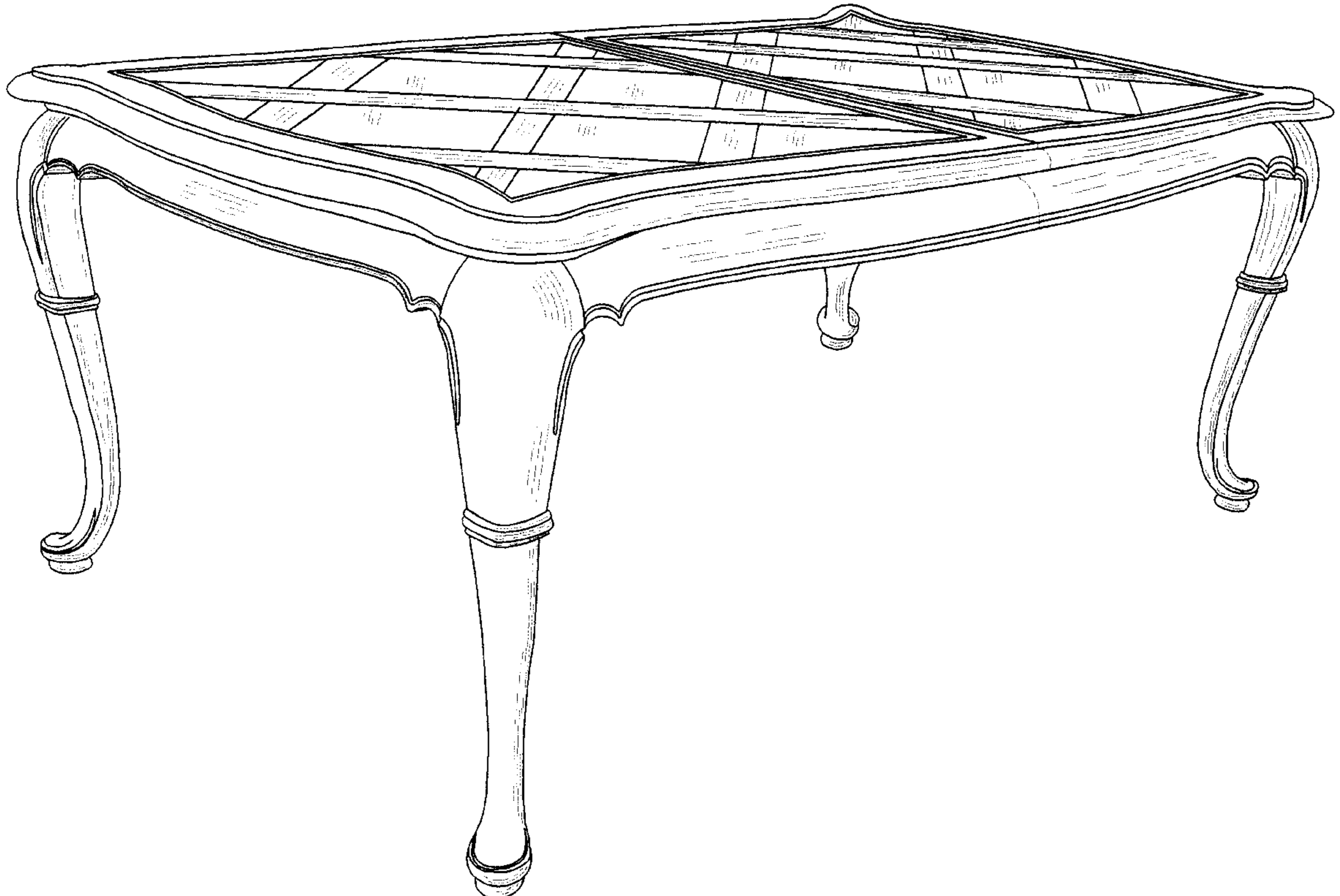
FIG. 2 is a side elevational view, the opposite side being a mirror image thereof;

FIG. 3 is an end view, the opposite end being a mirror image thereof; and,

FIG. 4 is a top view thereof.

The bottom view of the table is not shown and forms no part of the claimed design.

**1 Claim, 4 Drawing Sheets**



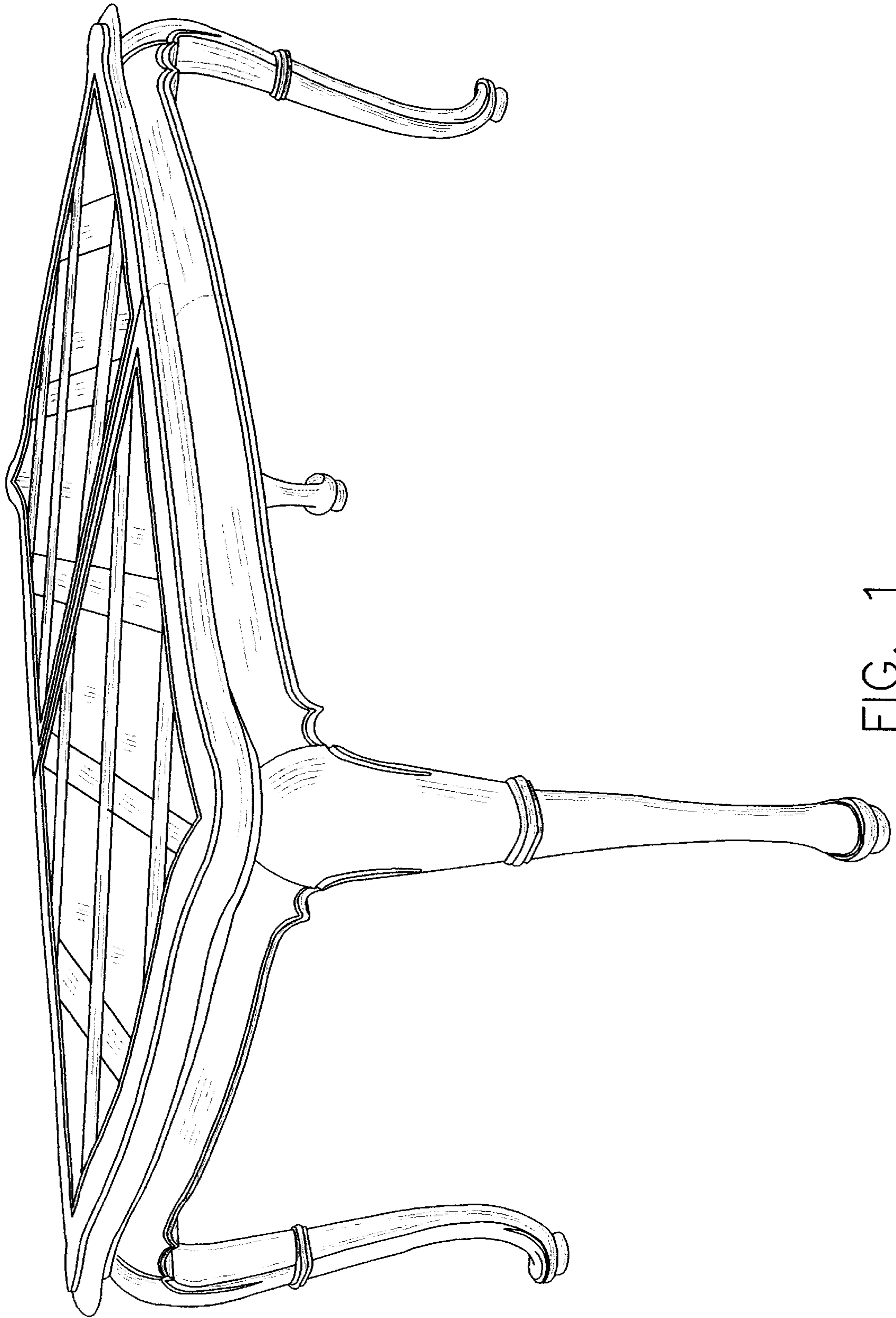


FIG. 1




FIG. 2




FIG. 3




FIG. 4