



US00D460881S

(12) **United States Design Patent**
Stanton

(10) **Patent No.:** **US D460,881 S**

(45) **Date of Patent:** **** Jul. 30, 2002**

(54) **TABLE**

(75) **Inventor:** **Shawn Christopher Stanton**, High Point, NC (US)

(73) **Assignee:** **Thomasville Furniture Industries, Inc.**, Thomasville, NC (US)

(**) **Term:** **14 Years**

(21) **Appl. No.:** **29/147,698**

(22) **Filed:** **Aug. 31, 2001**

(51) **LOC (7) Cl.** **06-03**

(52) **U.S. Cl.** **D6/480**

(58) **Field of Search** D6/480-489, 495-499;
108/150, 151, 153.1, 156, 157.1, 161; 248/188,
188.1, 188.8

(56) **References Cited**

U.S. PATENT DOCUMENTS

D68,633 S	*	11/1925	McCargar	D6/480
D72,151 S	*	3/1927	Guth	D6/480
D380,315 S	*	7/1997	Bergelin	D6/428
D452,086 S	*	12/2001	Vaaler	D6/436

OTHER PUBLICATIONS

Jackson Square Console, River Roads Collection brochure, Thomasville Furniture Industries, Inc., p. 21, 1998.
Basket weave design, Elysee Collection brochure, Thomasville Furniture Industries, Inc., p. 16, 1999.

Lane Occasional Tables, Mar. 23, 1973, #1452-05 at top left.*

* cited by examiner

Primary Examiner—Janice E. Seeger

(74) *Attorney, Agent, or Firm*—Womble Carlyle Sandridge & Rice, PLLC

(57) **CLAIM**

The ornamental design for a table, as shown and described.

DESCRIPTION

FIG. 1 is a perspective view of a table showing my new design;


FIG. 2 is a side elevational view, the opposite side being a mirror image thereof;

FIG. 3 is an end elevational view, the opposite end being a mirror image thereof; and,

FIG. 4 is a top view thereof.

The bottom view of the table is not shown and forms no part of the claimed design.

1 Claim, 4 Drawing Sheets



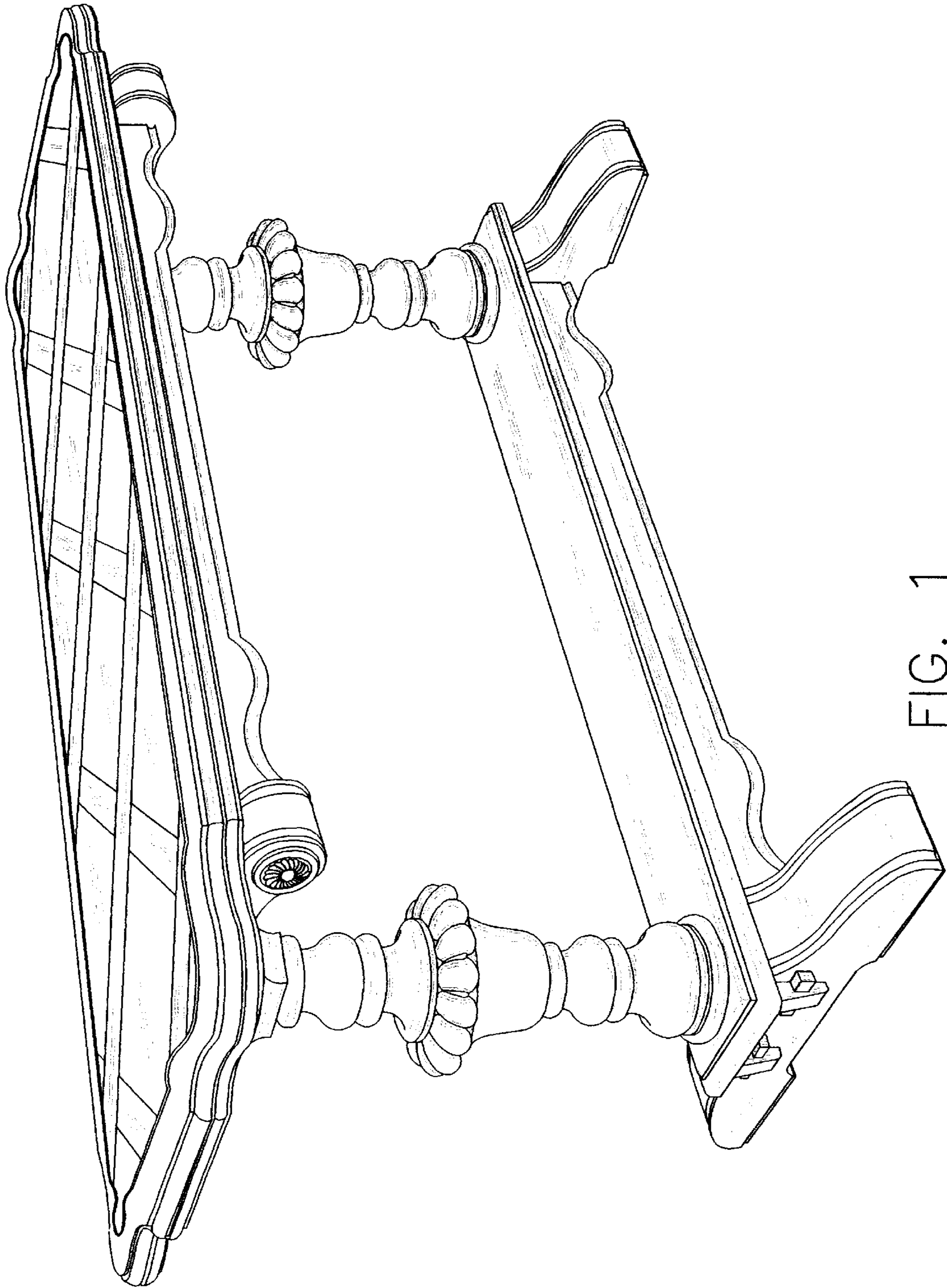


FIG. 1




FIG. 2




FIG. 3

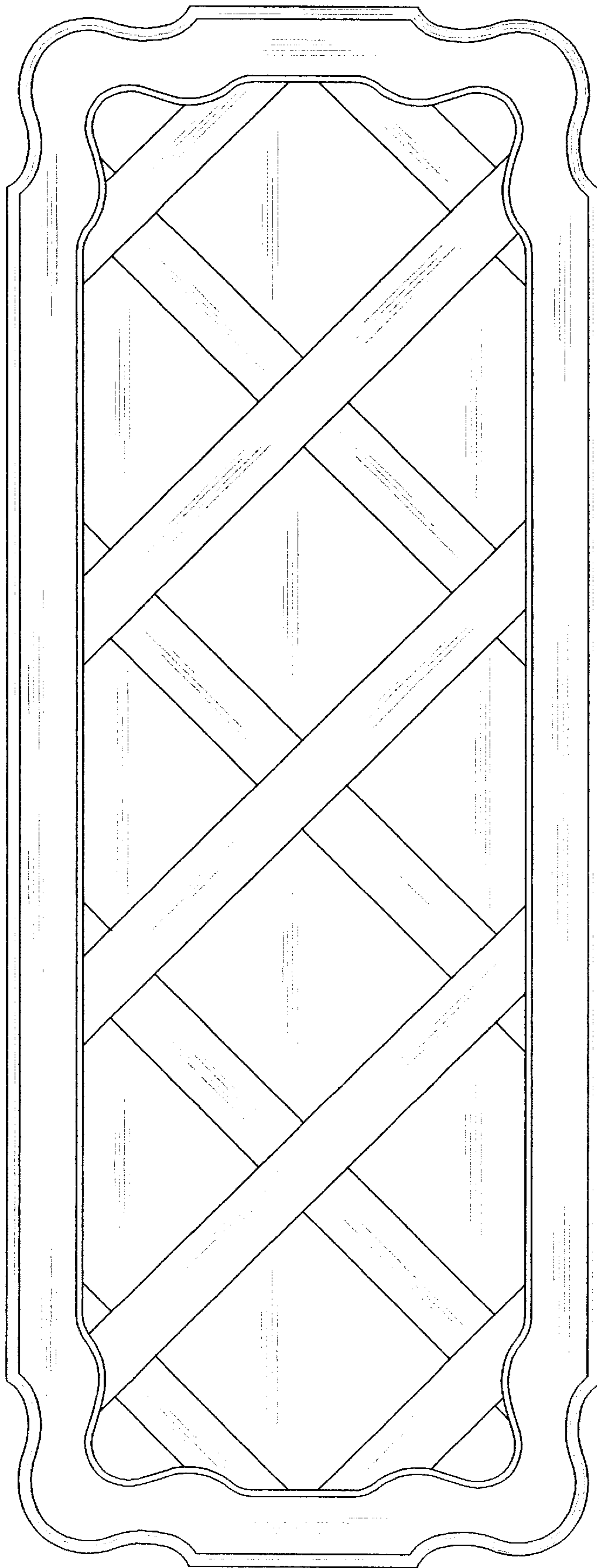


FIG. 4