



US00D460866S

(12) **United States Design Patent**
Johnson

(10) **Patent No.:** **US D460,866 S**

(45) **Date of Patent:** **** Jul. 30, 2002**

(54) **DECORATIVE FRAME**

(76) **Inventor:** **John Keith Johnson**, 52 E. Broadway,
Gettysburg, PA (US) 17325

(**) **Term:** **14 Years**

(21) **Appl. No.:** **29/145,065**

(22) **Filed:** **Jul. 17, 2001**

(51) **LOC (7) Cl.** **06-07**

(52) **U.S. Cl.** **D6/304**

(58) **Field of Search** D6/300-314; D20/29,
D20/30, 23-25; D11/133; 40/700, 711,
721, 722, 724, 734, 735, 765, 790, 798,
800

(56) **References Cited**

U.S. PATENT DOCUMENTS

D48,709 S * 3/1916 Conway D6/34
D111,960 S * 11/1938 De Rauf D6/300
D412,404 S * 8/1999 Johnson D6/304

D413,205 S * 8/1999 Johnson D6/304

D414,042 S * 9/1999 Johnson D6/304

D437,491 S * 2/2001 Johnson D6/304

* cited by examiner

Primary Examiner—Janice E. Seeger

(74) *Attorney, Agent, or Firm*—Antonelli, Terry, Stout &
Kraus, LLP

(57) **CLAIM**

The ornamental design for a decorative frame, as shown and
described.

DESCRIPTION

FIG. 1 is a front view of the invention;
FIG. 2 is a left front perspective view;
FIG. 3 is a right front perspective view;
FIG. 4 is a left side view of the invention;
FIG. 5 is a right side view of the invention;
FIG. 6 is a top view of the invention; and,
FIG. 7 is a bottom view of the invention.

1 Claim, 5 Drawing Sheets




FIG. 1



FIG. 2




FIG. 3




FIG. 4




FIG. 5




FIG. 6




FIG. 7

