



US00D460864S

(12) **United States Design Patent**
Stanton

(10) **Patent No.:** **US D460,864 S**

(45) **Date of Patent:** **** Jul. 30, 2002**

(54) **MIRROR**

D409,844 S 5/1999 Cain D6/300

(75) **Inventor:** **Shawn Christopher Stanton**, High Point, NC (US)

(73) **Assignee:** **Thomasville Furniture Industries, Inc.**, Thomasville, NC (US)

(**) **Term:** **14 Years**

(21) **Appl. No.:** **29/147,692**

(22) **Filed:** **Aug. 31, 2001**

(51) **LOC (7) Cl.** **06-07**

(52) **U.S. Cl.** **D6/300**

(58) **Field of Search** D6/300, 306, 310, D6/444, 568; 359/838; 40/700, 727

(56) **References Cited**

U.S. PATENT DOCUMENTS

D30,394 S	*	3/1899	Hartley	D6/470
D216,132 S	*	11/1969	Chapin	D6/300
D370,784 S		6/1996	Walters, III et al.	D6/300
D390,009 S		2/1998	Walters, III et al.	D6/300

OTHER PUBLICATIONS

Thomasville Fisher Park Cat.—1996—p. 4—Frame at top left of inset.*

* cited by examiner

Primary Examiner—Nelson C. Holtje

(74) *Attorney, Agent, or Firm*—Womble Carlyle Sandridge & Rich, PLLC

(57) **CLAIM**

The ornamental design for a mirror, as shown and described.

DESCRIPTION


FIG. 1 is a left front perspective view of a mirror showing my new design;

FIG. 2 is a side elevational view, the opposite side being a mirror image thereof; and,

FIG. 3 is a front elevational view thereof.

The bottom and rear views of the mirror are not shown and form no part of the claimed design.

1 Claim, 3 Drawing Sheets






FIG. 1




FIG. 2




FIG. 3