



US00D460863S

(12) **United States Design Patent**  
**Hoernig**

(10) **Patent No.:** **US D460,863 S**

(45) **Date of Patent:** **\*\* Jul. 30, 2002**

(54) **MIRROR**

(75) Inventor: **Victor Hoernig**, Lowell, IN (US)

(73) Assignee: **Bath Unlimited, Inc.**, Fort Mill, SC (US)

(\*\*) Term: **14 Years**

(21) Appl. No.: **29/142,645**

(22) Filed: **May 30, 2001**

(51) **LOC (7) Cl.** ..... **06-07**

(52) **U.S. Cl.** ..... **D6/300**

(58) **Field of Search** ..... D6/300-314; 40/700, 40/711, 714, 720, 722, 757, 760, 765, 780, 790, 798; 359/838, 850

(56) **References Cited**

**U.S. PATENT DOCUMENTS**

D68,491 S	*	10/1925	Nevius	.....	D6/300
D216,132 S	*	11/1969	Chapin	.....	D6/300
D409,844 S	*	5/1999	Cain	.....	D6/300
D448,577 S	*	10/2001	McDaniel et al.	.....	D6/300

**OTHER PUBLICATIONS**

J. Schwartz Glass and Mirror, Jan. 17, 1951, No. 174, p. 22.\*

\* cited by examiner

*Primary Examiner*—Janice E. Seeger

(74) *Attorney, Agent, or Firm*—Edgar A. Zarins; Lloyd D. Doigan

(57) **CLAIM**

The ornamental design for a mirror, as shown and described.

**DESCRIPTION**

FIG. 1 is a perspective view of a mirror showing my new design;

FIG. 2 is a front elevational view thereof;

FIG. 3 is a rear elevational view thereof;

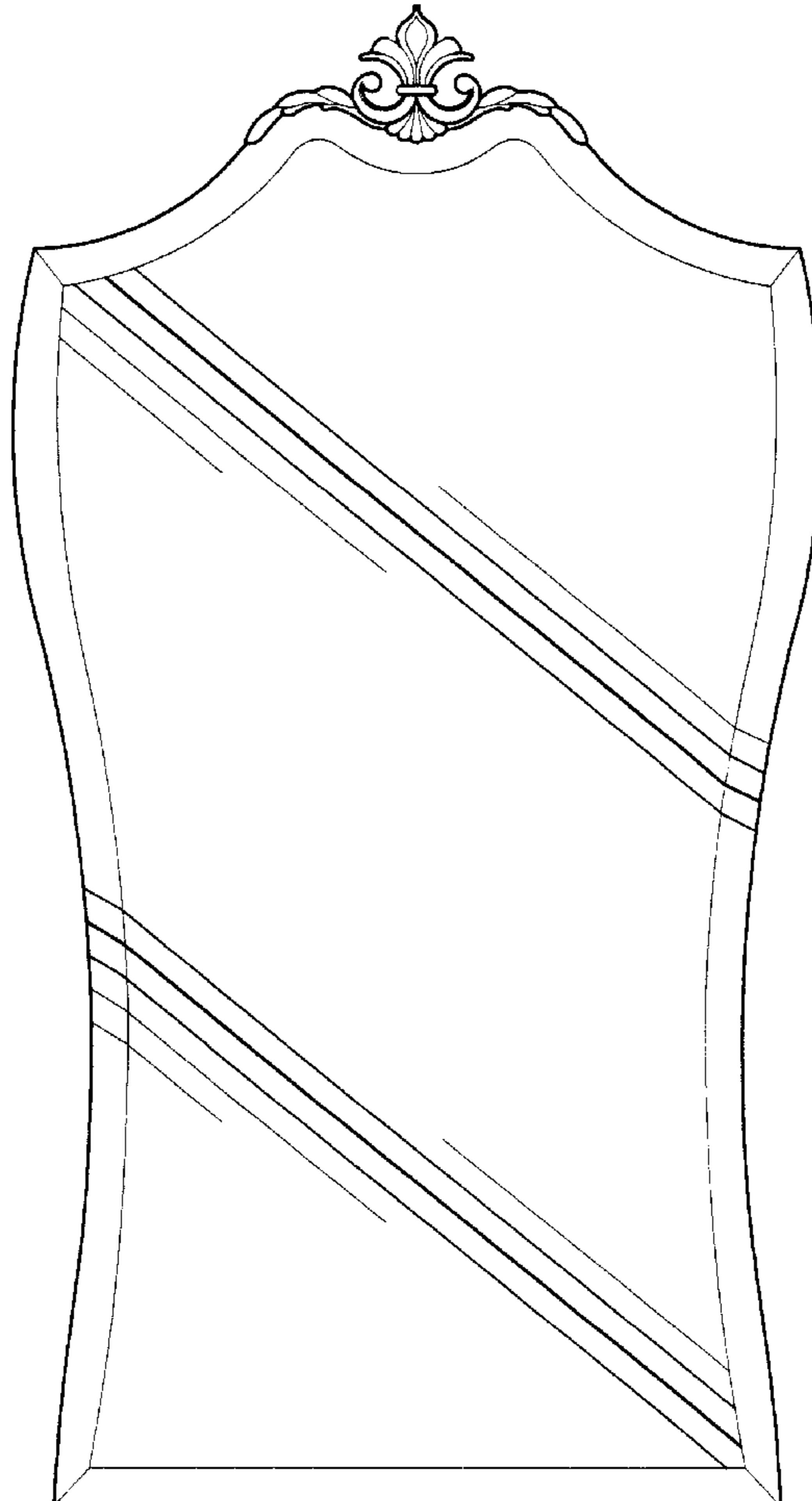
FIG. 4 is a right side view thereof;

FIG. 5 is a left side view thereof;

FIG. 6 is a top plan view thereof; and,

FIG. 7 is a bottom plan view thereof.

**1 Claim, 3 Drawing Sheets**



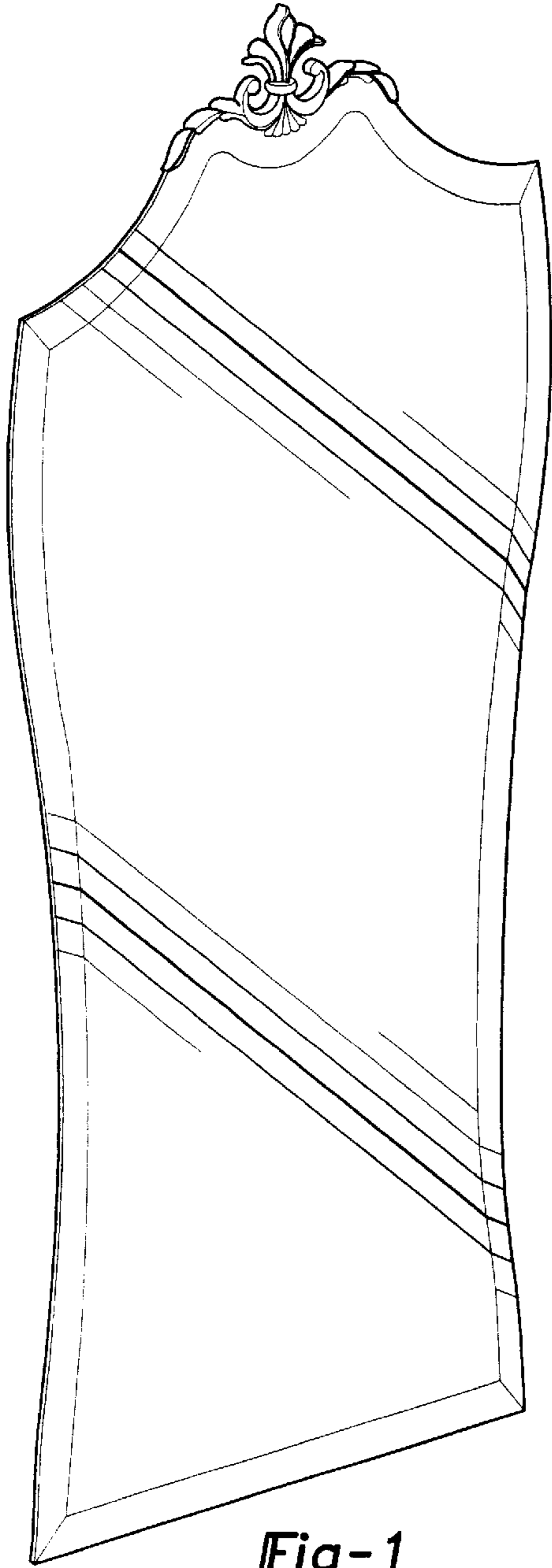


Fig-1

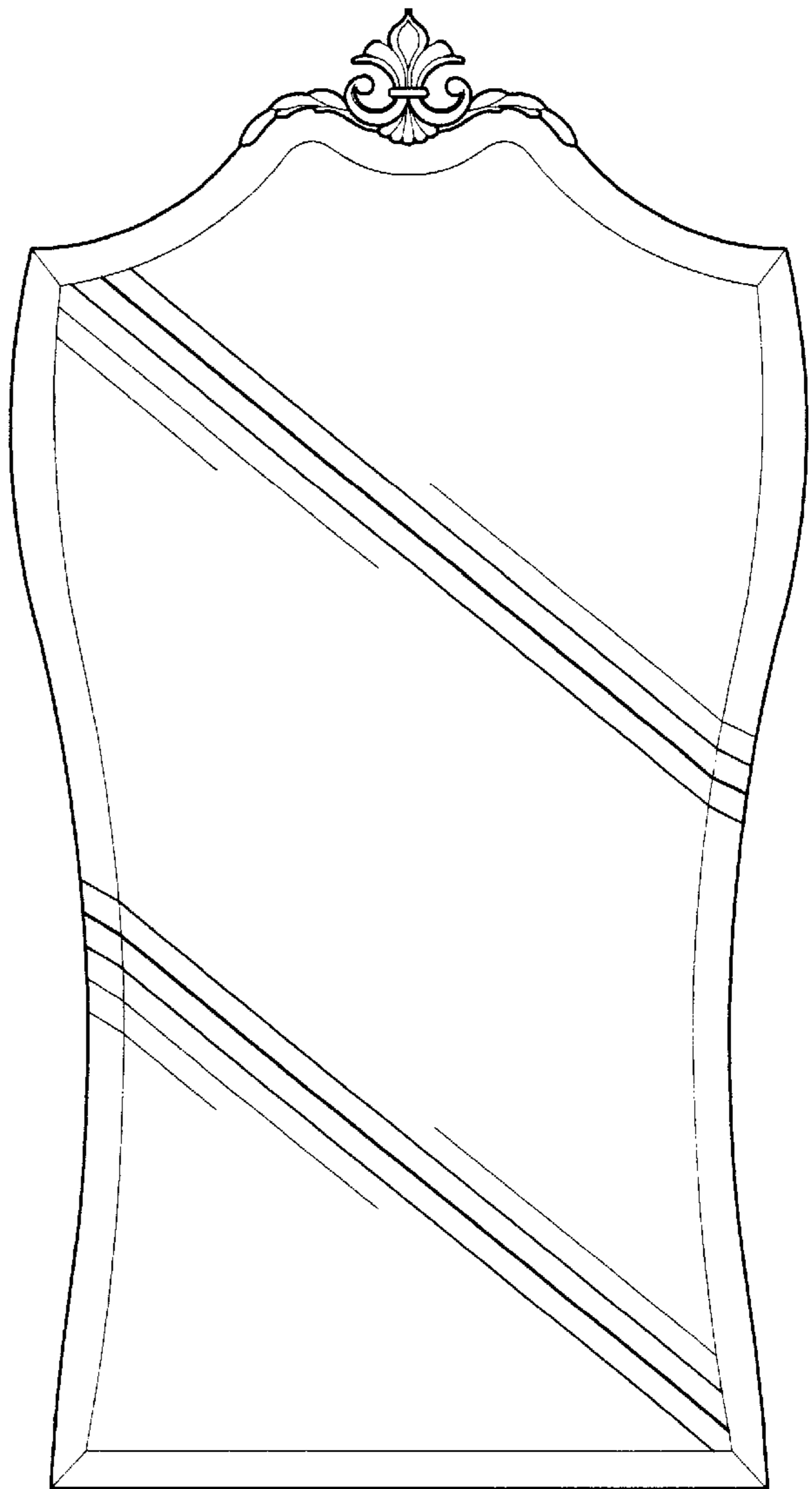


Fig-2

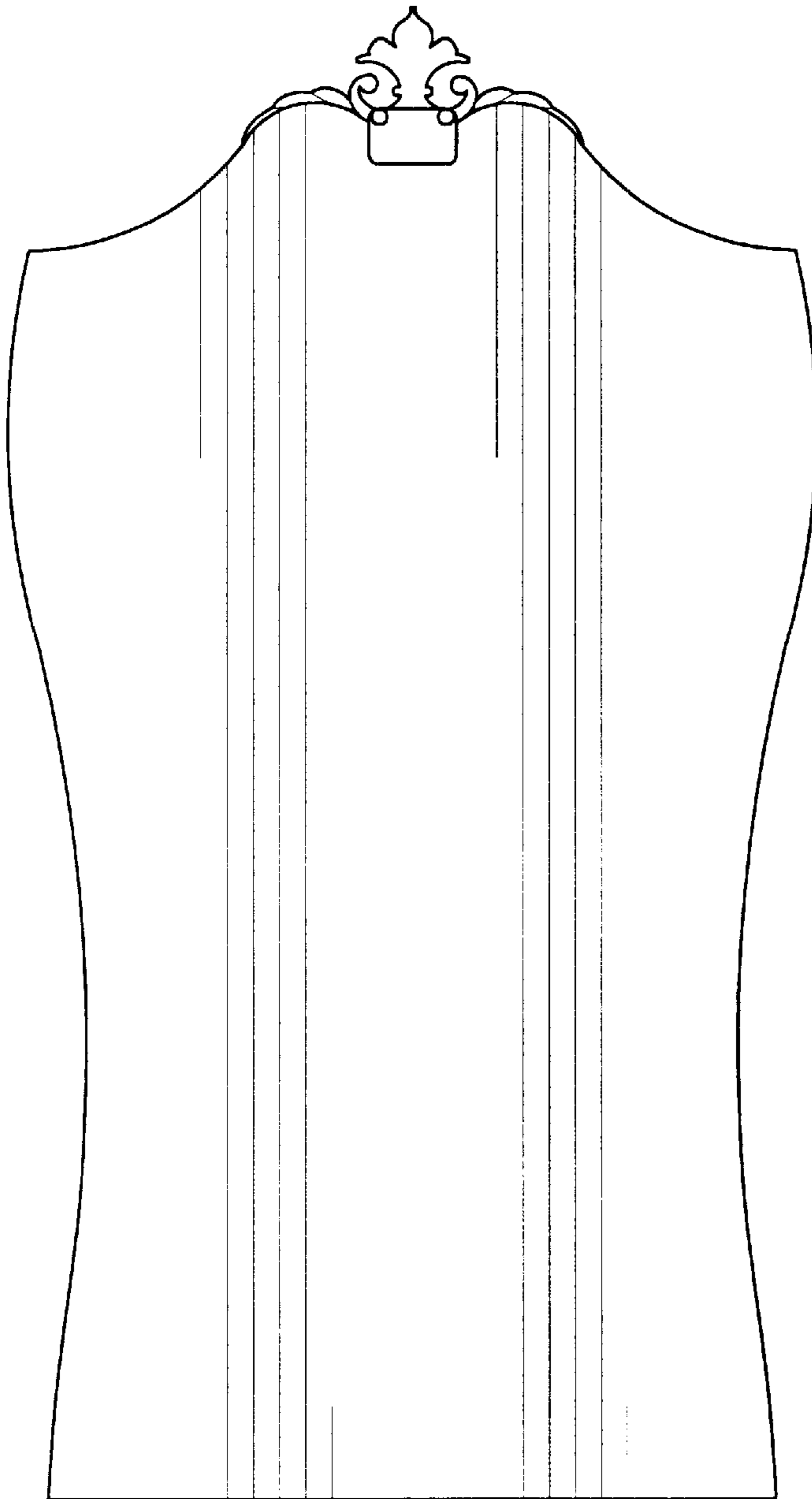


Fig-3



Fig-4



Fig-6

Fig-5



Fig-7