



US00D460853S

(12) **United States Design Patent**
Sakai

(10) **Patent No.:** **US D460,853 S**

(45) **Date of Patent:** **** Jul. 30, 2002**

(54) **SOLE FOR FOOTWEAR**

(75) **Inventor:** **Kurtis Sakai, Boulder, CO (US)**

(73) **Assignee:** **Salomon S.A., Metz-Tessy (FR)**

(**) **Term:** **14 Years**

(21) **Appl. No.:** **29/141,319**

(22) **Filed:** **May 4, 2001**

(51) **LOC (7) Cl.** **02-04**

(52) **U.S. Cl.** **D2/953; D2/957; D2/960**

(58) **Field of Search** **D2/902, 904, 908, D2/909, 911, 914, 916, 920, 946-948, 951-962, 967, 972, 977; 36/114-116, 117.1, 117.2, 117.3, 117.4, 12, 122-136, 14, 15, 25 R, 28, 30 R, 31, 32 R, 36 R, 3 B, 42-45, 50.1, 59 C, 59 R, 61, 62, 67 A, 67 B, 67 D, 67 R, 7.1 R, 7.3-7.7, 72 R, 74, 77 R, 89, 91, 127, 134**

(56) **References Cited**

U.S. PATENT DOCUMENTS

| | | | | | |
|-------------|---|--------|-----------------|-------|---------|
| 1,528,782 A | * | 3/1925 | Perry | | 36/59 C |
| D290,423 S | * | 6/1987 | Peterson | | D2/961 |
| 4,694,591 A | * | 9/1987 | Banich et al. | | 36/102 |
| D299,984 S | * | 2/1989 | Liggett et al. | | D2/955 |
| D326,956 S | * | 6/1992 | Damianoe et al. | | D2/960 |
| D367,952 S | * | 3/1996 | Shea | | D2/908 |
| D377,411 S | * | 1/1997 | Murray | | D2/953 |

| | | | | | |
|-------------|---|---------|---------------|-------|--------|
| D383,594 S | * | 9/1997 | Elliott | | D2/954 |
| D404,544 S | * | 1/1999 | Tzenos et al. | | D2/909 |
| D421,836 S | * | 3/2000 | Berend | | D2/972 |
| 6,108,943 A | * | 8/2000 | Hudson et al. | | 36/102 |
| D433,790 S | * | 11/2000 | Oliver | | D2/957 |
| D440,385 S | * | 4/2001 | Matis et al. | | D2/953 |
| D440,747 S | * | 4/2001 | Matis et al. | | D2/957 |
| D447,323 S | * | 9/2001 | Cadet | | D2/953 |
| D448,147 S | * | 9/2001 | Zimmer et al. | | D2/953 |

* cited by examiner

Primary Examiner—Celia Murphy

(74) *Attorney, Agent, or Firm*—Greenblum & Bernstein, P.L.C.

(57) **CLAIM**


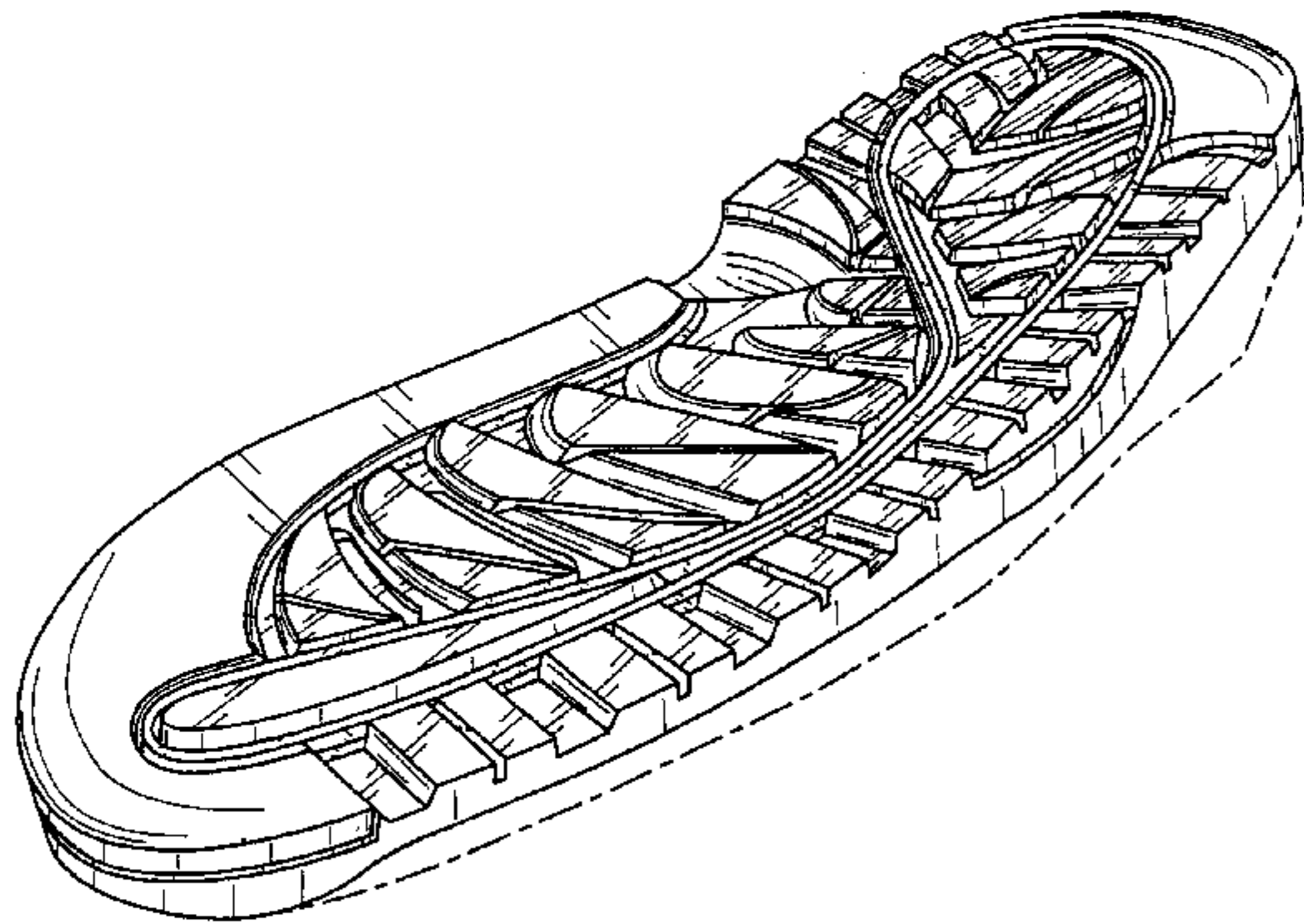
I claim the ornamental design for a sole for footwear, as shown and described.

DESCRIPTION

FIG. 1 is a perspective view, from the front and right side, of a sole for footwear, showing my new design; FIG. 2 is a right side view thereof; FIG. 3 is a left side view thereof; FIG. 4 is a top view thereof; FIG. 5 is a front end view thereof; and, FIG. 6 is a rear end view thereof.

The broken line showing of an upper part of the sole in the figures is for illustrative purposes only and forms no part of the claimed design.

1 Claim, 3 Drawing Sheets



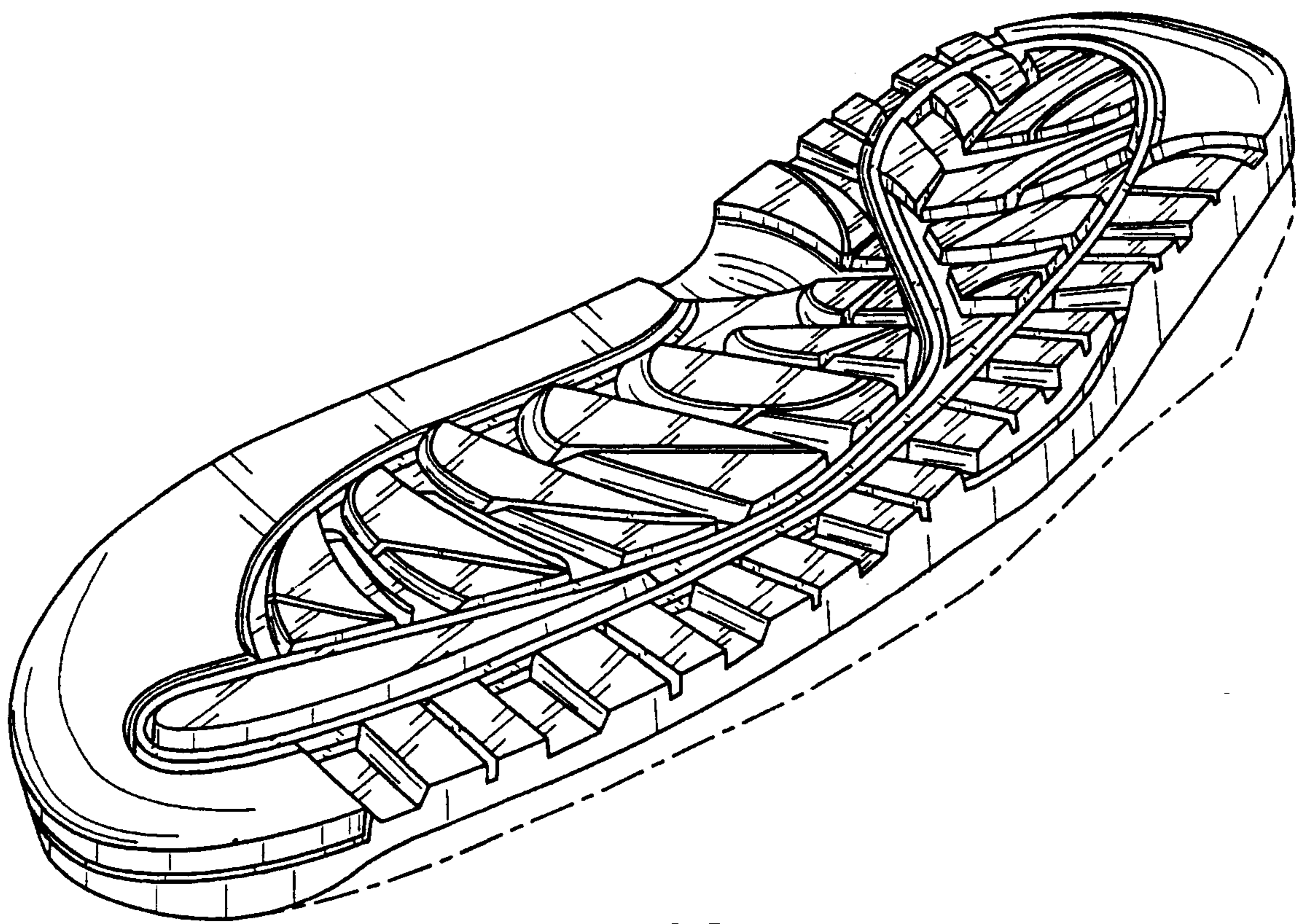


FIG. 1

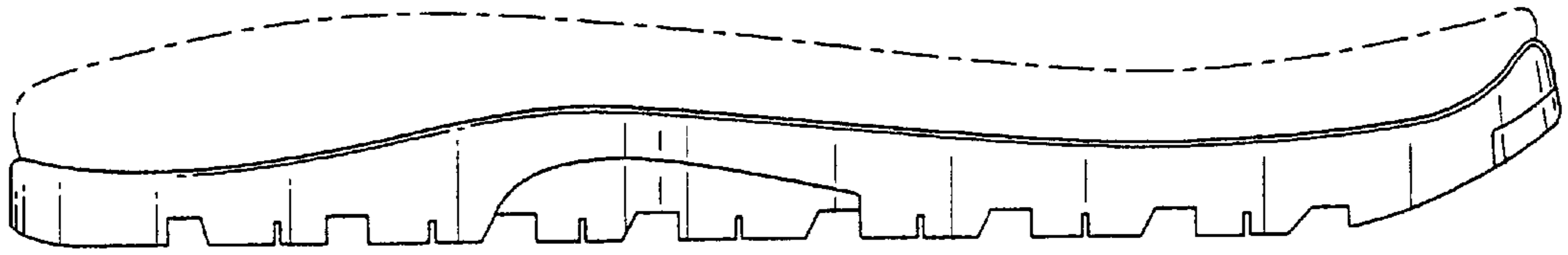


FIG. 2

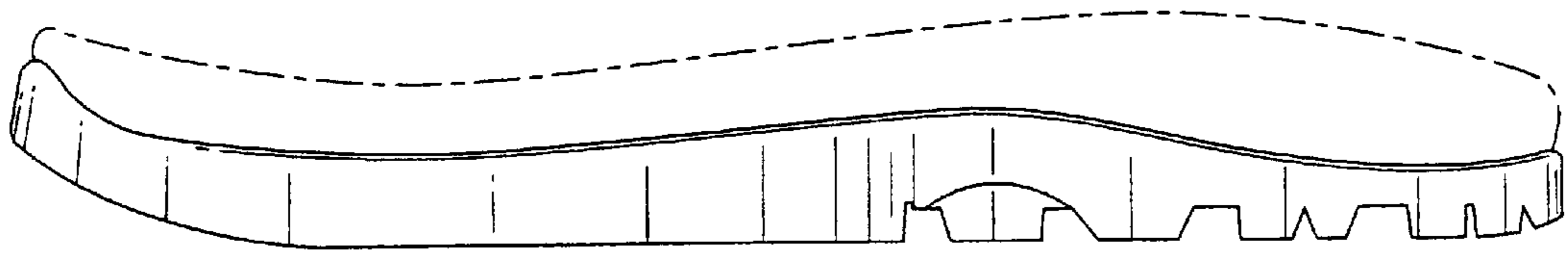


FIG. 3




FIG. 4




FIG. 5

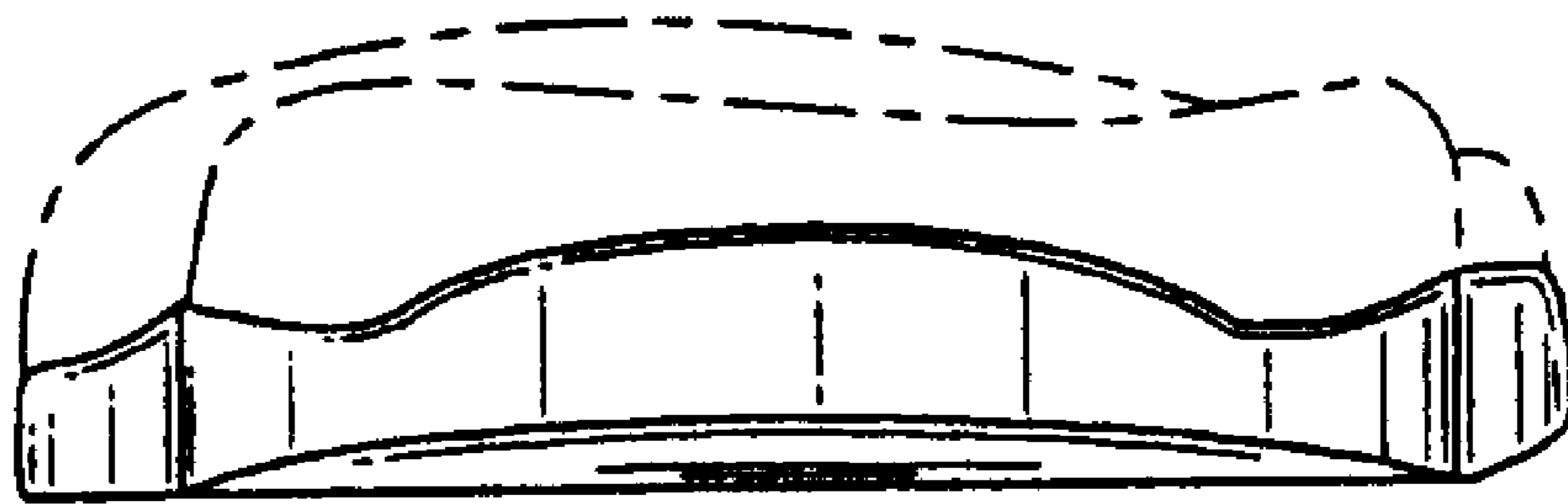


FIG. 6