



US00D460828S

(12) **United States Design Patent**
Chaffiotte et al.

(10) **Patent No.: US D460,828 S**

(45) **Date of Patent: ** Jul. 23, 2002**

(54) **WEAR RESISTANT TILES FOR LINING A CENTRIFUGE BOWL**

D448,488 S 9/2001 Chaffiotte et al.

* cited by examiner

(75) Inventors: **Robert Chaffiotte**, Madison, CT (US);
Steven Hegarty, New Bedford; **Steven J. Orphonos**, Bridgewater, both of MA (US)

Primary Examiner—Ian Simmons
(74) *Attorney, Agent, or Firm*—Cantor Colburn LLP

(73) Assignee: **Baker Hughes Incorporated**, Houston, TX (US)

(57) **CLAIM**

The ornamental design of wear resistant tiles for lining a centrifuge bowl, as shown and described.

(**) Term: **14 Years**

DESCRIPTION

(21) Appl. No.: **29/145,122**

FIG. 1 is a top plan view of an embodiment of the wear resistant tiles of my new design;

(22) Filed: **Jul. 16, 2001**

FIG. 2 is a right side elevational view thereof, the left side being a mirror image;

Related U.S. Application Data

(62) Division of application No. 29/078,341, filed on Oct. 21, 1997, now Pat. No. Des. 448,488.

FIG. 3 is a front end view thereof, the rear end view being a mirror image; and

(51) **LOC (7) Cl.** **24-02**

FIG. 4 is a bottom plan view thereof.

(52) **U.S. Cl.** **D24/219; D25/58**

FIG. 5 is a top plan view of a tile showing a second embodiment of my new design;

(58) **Field of Search** D24/219; D25/58, D25/138, 163, 145, 140, 143, 153, 155, 157; 494/43, 54; 52/389, 311.1; 422/72

FIG. 6 is a right side elevational view thereof, the left side being a mirror image;

(56) **References Cited**

U.S. PATENT DOCUMENTS

- 2,514,318 A * 7/1950 Elmendorf
- 2,796,946 A 6/1957 Kulmann
- 3,575,764 A 4/1971 McFarren
- 4,259,136 A 3/1981 Spiewok
- 5,429,581 A 7/1995 Michaud et al.
- D372,107 S * 7/1996 Dunlap et al. D25/113

FIG. 7 is a front end view thereof, the rear end view being a mirror image; and

FIG. 8 is a bottom plan view thereof.

FIG. 9 is a top plan view of a tile showing a third embodiment of my new design;

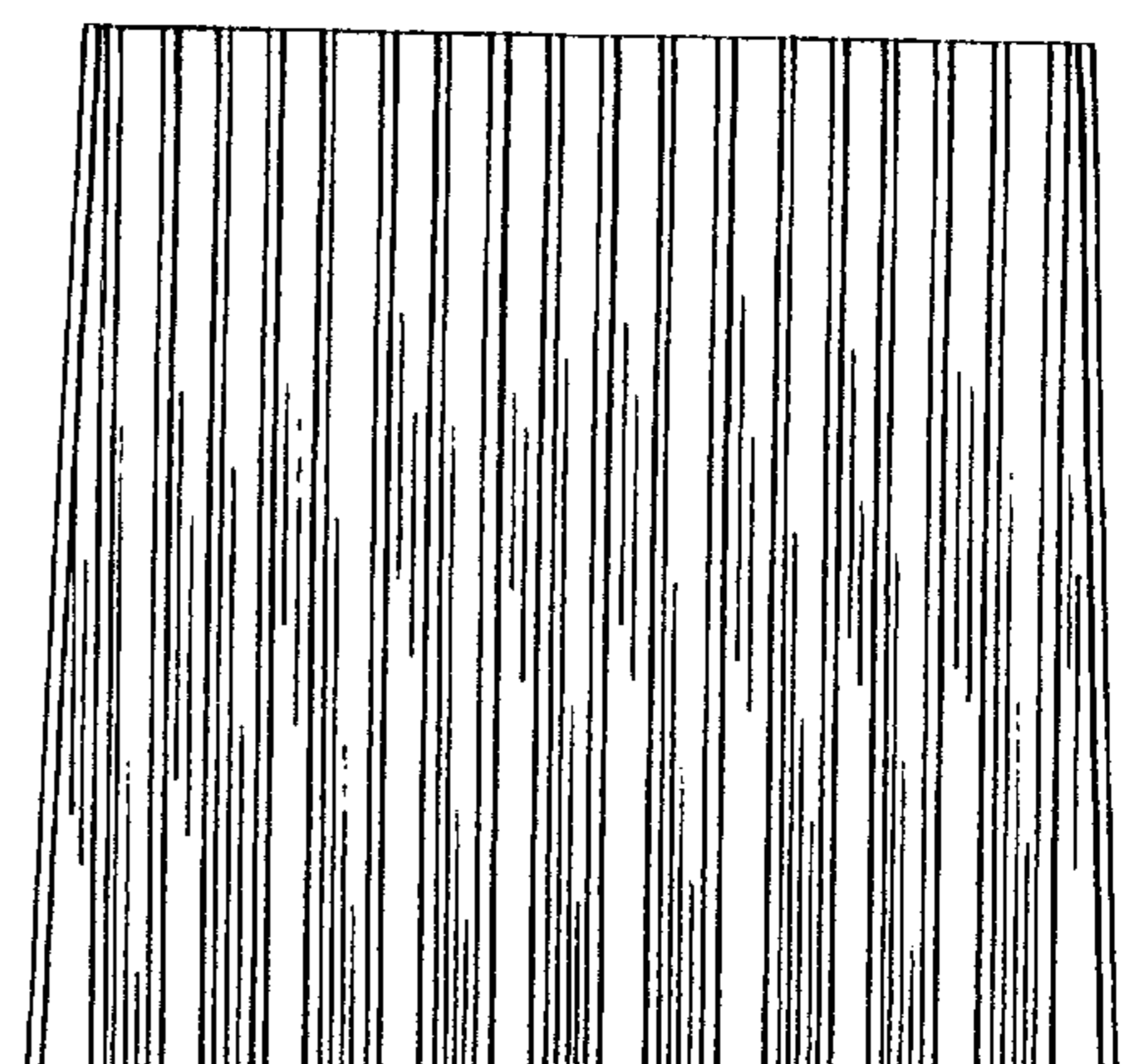


FIG. 10 is a right side elevational view thereof, the left side being a mirror image;

FIG. 11 is a front end view thereof;

FIG. 12 is a rear end view thereof; and,

FIG. 13 is a bottom plan view thereof.

1 Claim, 3 Drawing Sheets






FIG. 1



FIG. 2



FIG. 3

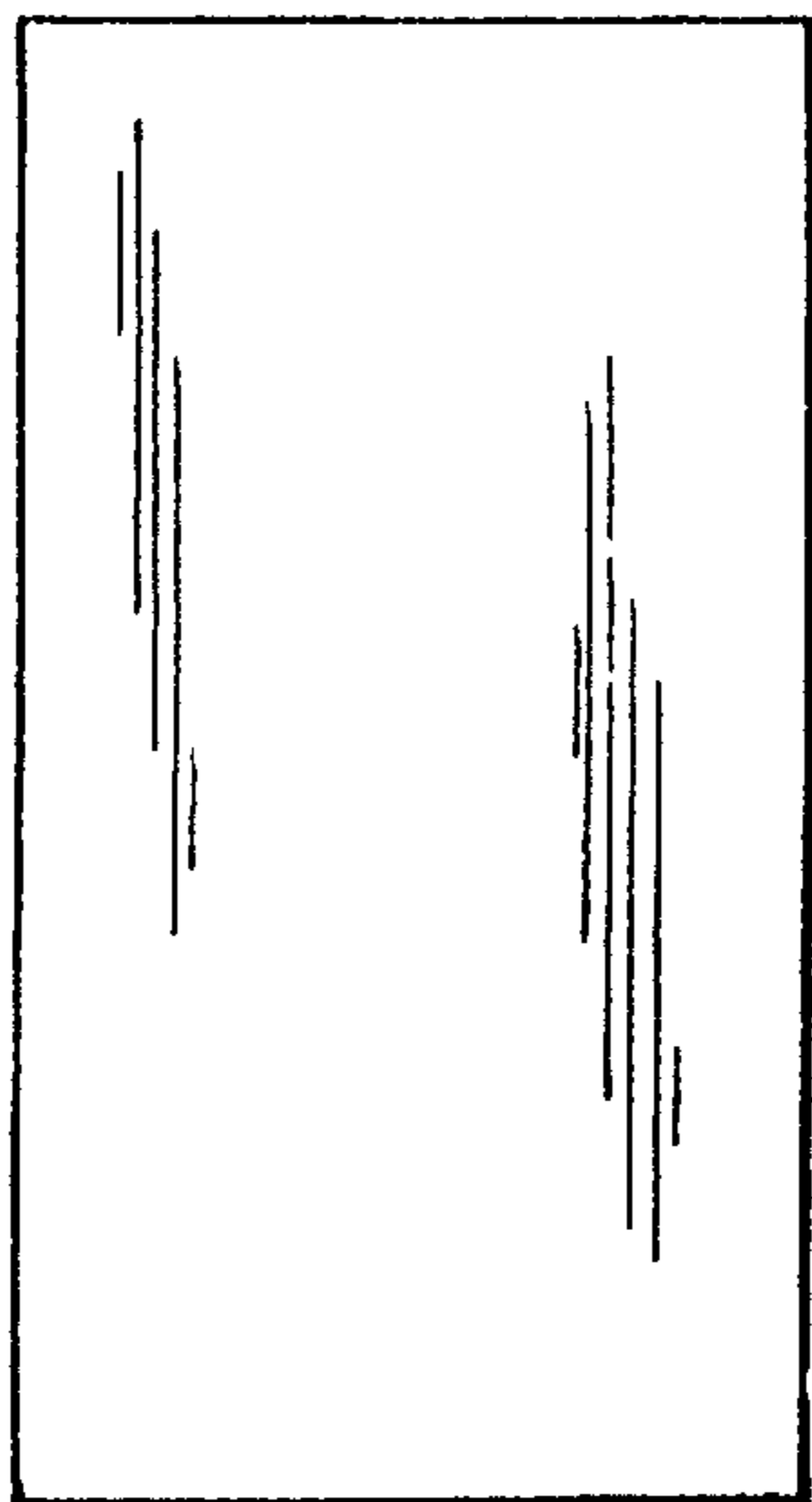


FIG. 4

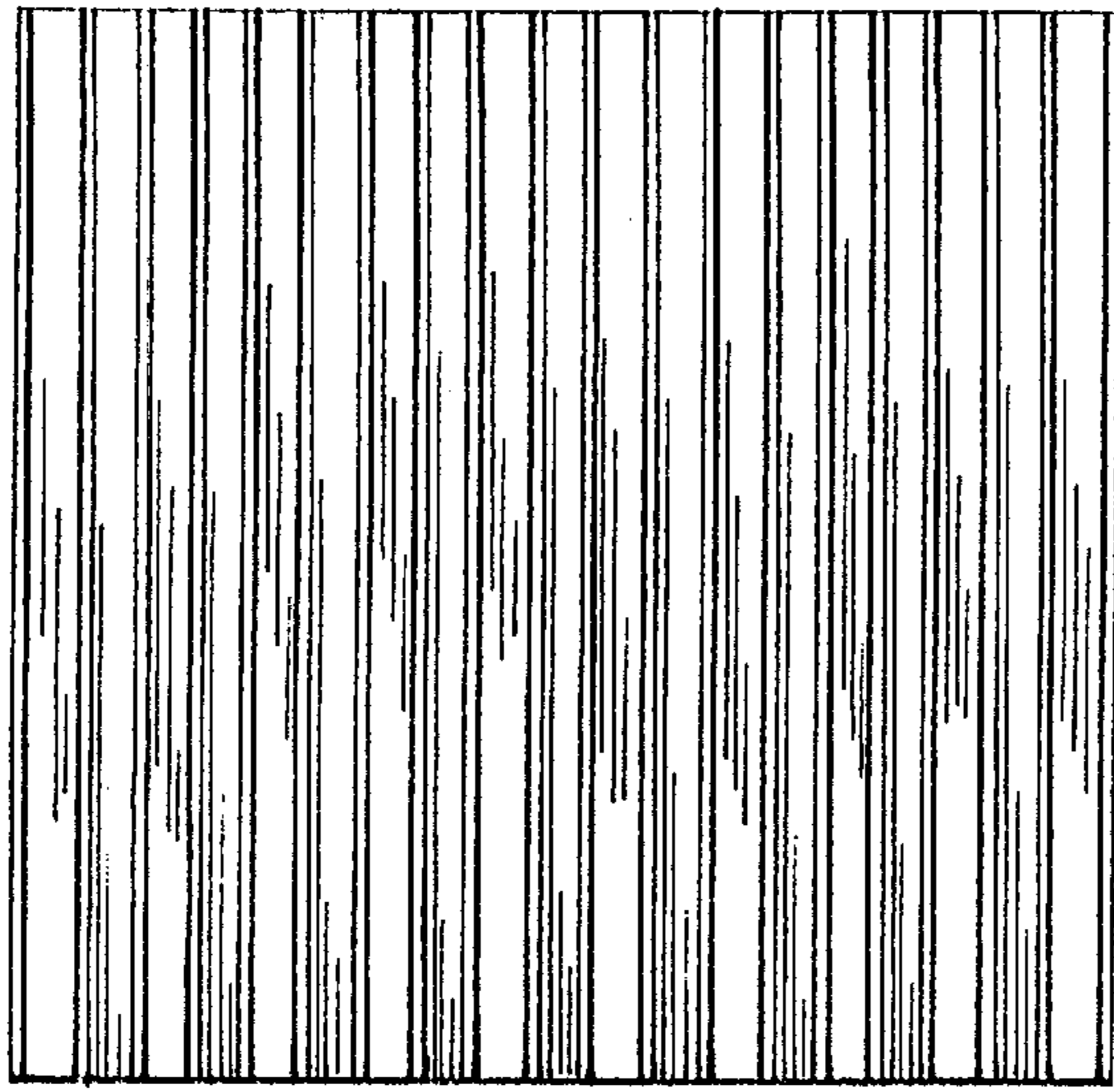


FIG. 5



FIG. 6



FIG. 7

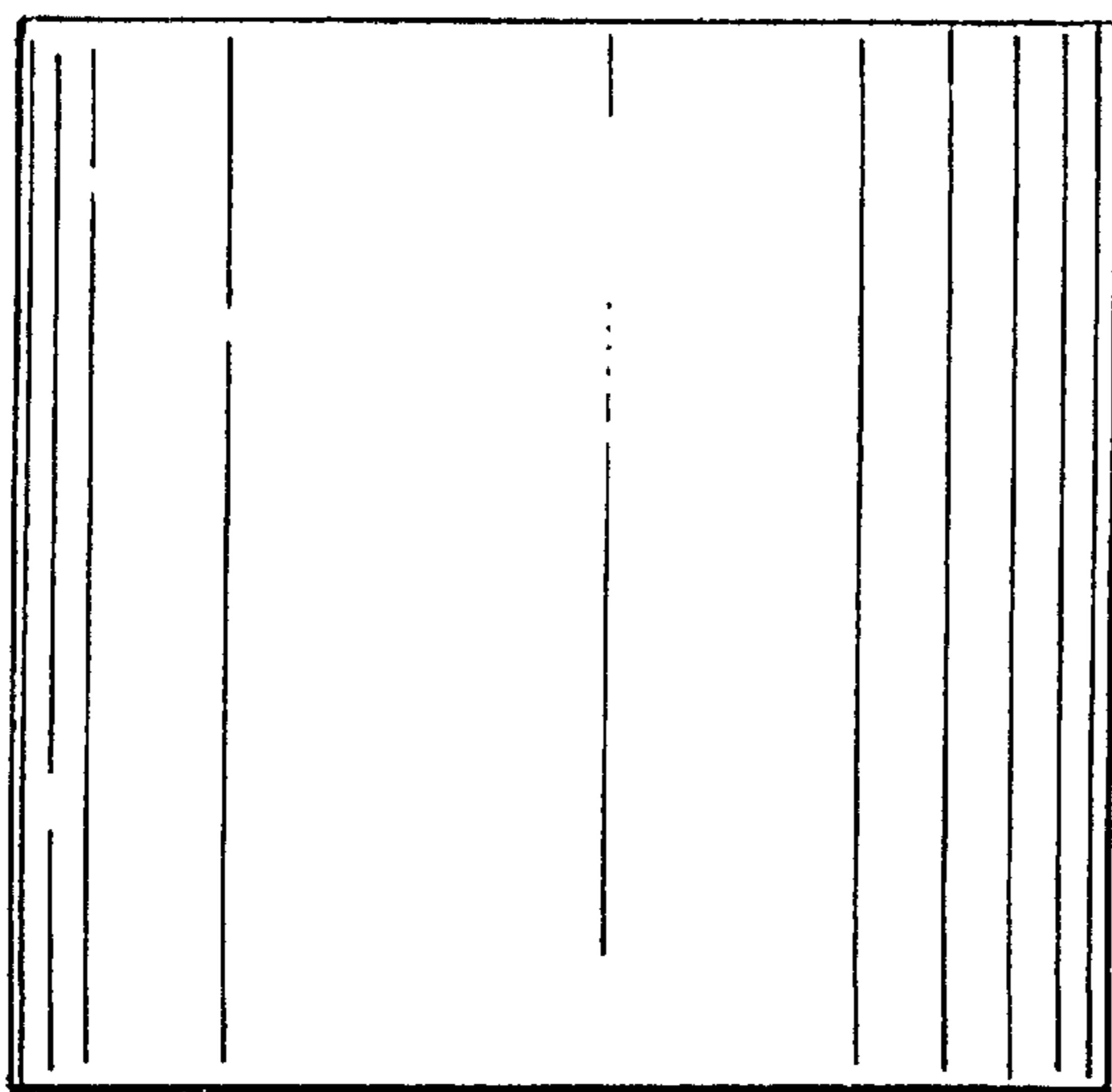


FIG. 8

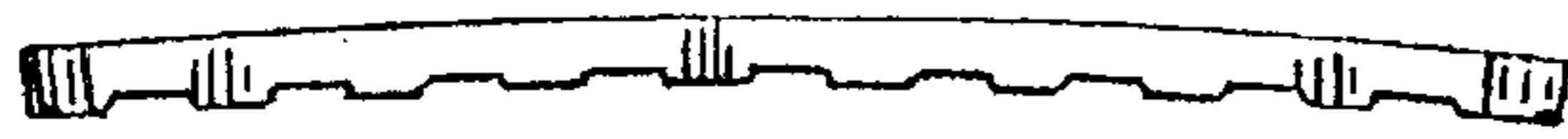


FIG. 12

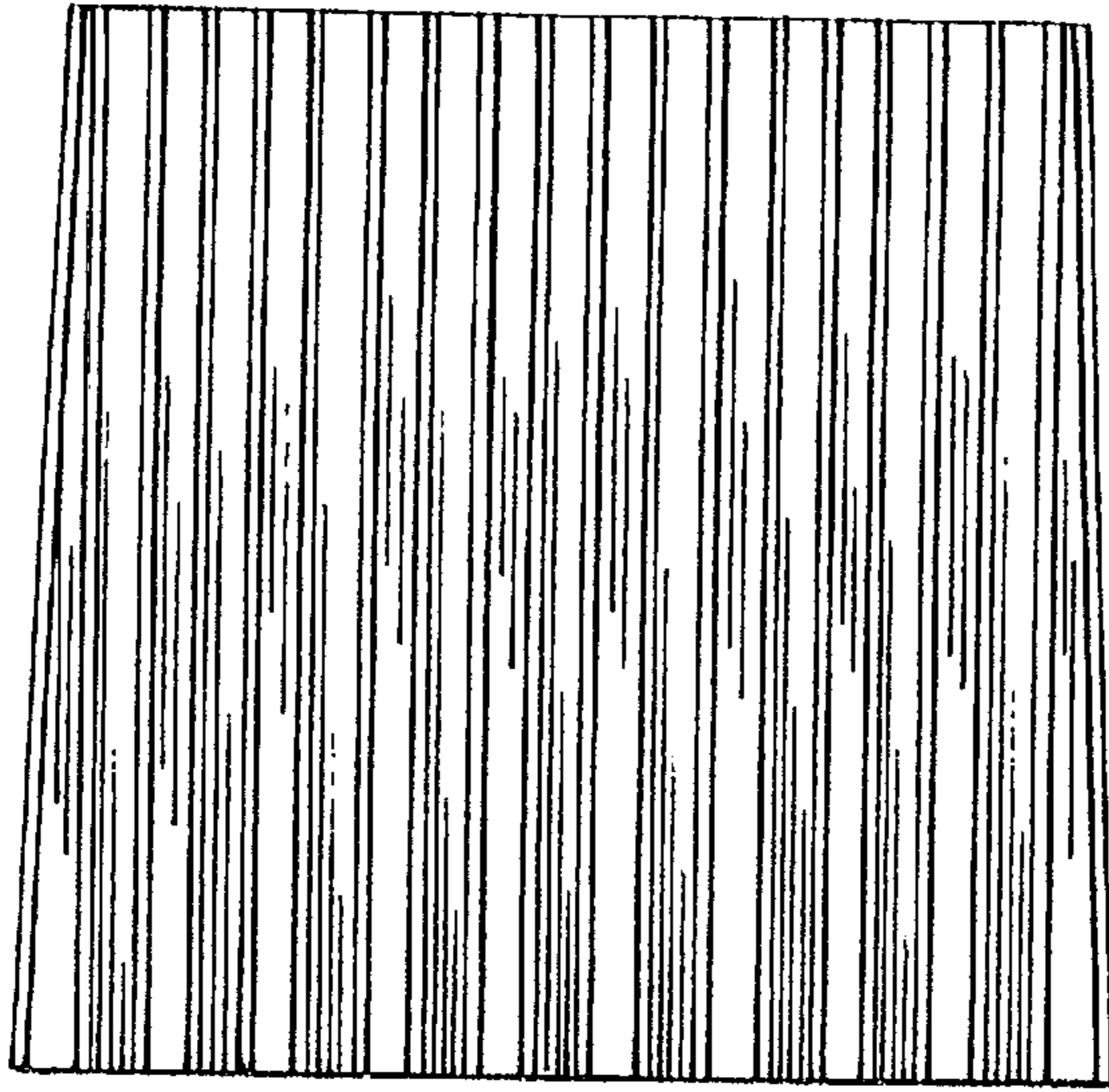


FIG. 9



FIG. 10



FIG. 11

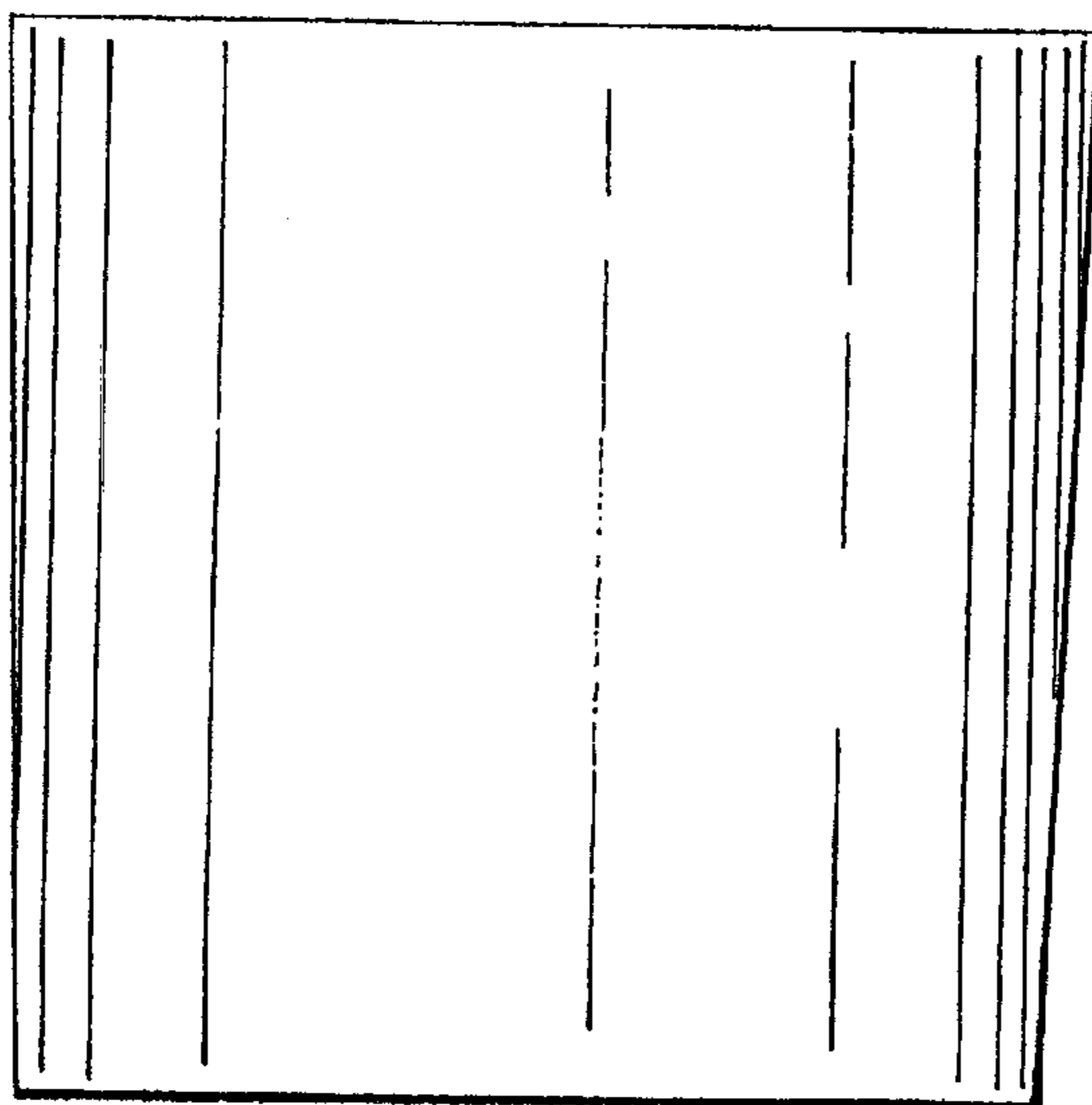


FIG. 13

UNITED STATES PATENT AND TRADEMARK OFFICE
CERTIFICATE OF CORRECTION

PATENT NO. : Des. 460,828 S
DATED : July 23, 2002
INVENTOR(S) : Chaffiotte et al.

Page 1 of 1

It is certified that error appears in the above-identified patent and that said Letters Patent is hereby corrected as shown below:

Title page,

Item [75], Inventors, after "New Bedford;" delete "**Steven J. Orphanos**" and insert therefor -- **Steven J. Orphanos** --.

Signed and Sealed this

Eleventh Day of November, 2003

A handwritten signature in black ink, appearing to read "James E. Rogan", written over a horizontal line.

JAMES E. ROGAN
Director of the United States Patent and Trademark Office