

US00D460827S

(12) **United States Design Patent**  
**Chaffiotte et al.**

(10) **Patent No.: US D460,827 S**

(45) **Date of Patent: \*\* Jul. 23, 2002**

(54) **WEAR RESISTANT TILES FOR LINING A CENTRIFUGE BOWL**

5,429,581 A 7/1995 Michaud et al.  
D448,488 S 9/2001 Chaffiotte et al.

(75) Inventors: **Robert Chaffiotte**, Madison, CT (US);  
**Steven Hegarty**, New Bedford; **Steven J. Orphonos**, Bridgewater, both of MA (US)

\* cited by examiner

*Primary Examiner*—Ian Simmons

(74) *Attorney, Agent, or Firm*—Cantor Colburn LLP

(73) Assignee: **Baker Hughes Incorporated**, Houston, TX (US)

(57) **CLAIM**

The ornamental design of wear resistant tiles for lining a centrifuge bowl, as shown and described.

(\*\*) Term: **14 Years**

**DESCRIPTION**

(21) Appl. No.: **29/145,121**

FIG. 1 is a top plan view of an embodiment of the wear resistant tiles of my new design;

(22) Filed: **Jul. 16, 2001**

FIG. 2 is a right side elevational view thereof, the left side being a mirror image;

**Related U.S. Application Data**

(62) Division of application No. 29/078,341, filed on Oct. 21, 1997, now Pat. No. Des. 448,488.

FIG. 3 is a front end view thereof, the rear end view being a mirror image; and

(51) **LOC (7) Cl.** ..... **24-02**

FIG. 4 is a bottom plan view thereof.

(52) **U.S. Cl.** ..... **D24/219; D25/58**

FIG. 5 is a top plan view of a tile showing a second embodiment of my new design;

(58) **Field of Search** ..... D24/219; D25/58,  
D25/138, 163, 145, 140, 143, 153, 155,  
157; 494/43, 54; 52/389, 311.1; 422/72

FIG. 6 is a right side elevational view thereof, the left side being a mirror image;

FIG. 7 is a front end view thereof, the rear end view being a mirror image; and

(56) **References Cited**

**U.S. PATENT DOCUMENTS**

D94,281 S	*	1/1935	Rocic	.....	D25/58
2,738,825 A	*	3/1956	McElroy	.....	D25/58
2,796,946 A		6/1957	Kulmann		
D207,992 S	*	6/1967	Bogan, Jr.	.....	D25/58
3,575,764 A		4/1971	McFarren		
D230,268 S	*	2/1974	Shuey	.....	D25/58
4,259,136 A		3/1981	Spiewok		

FIG. 8 is a bottom plan view thereof.

FIG. 9 is a top plan view of a tile showing a third embodiment of my new design;

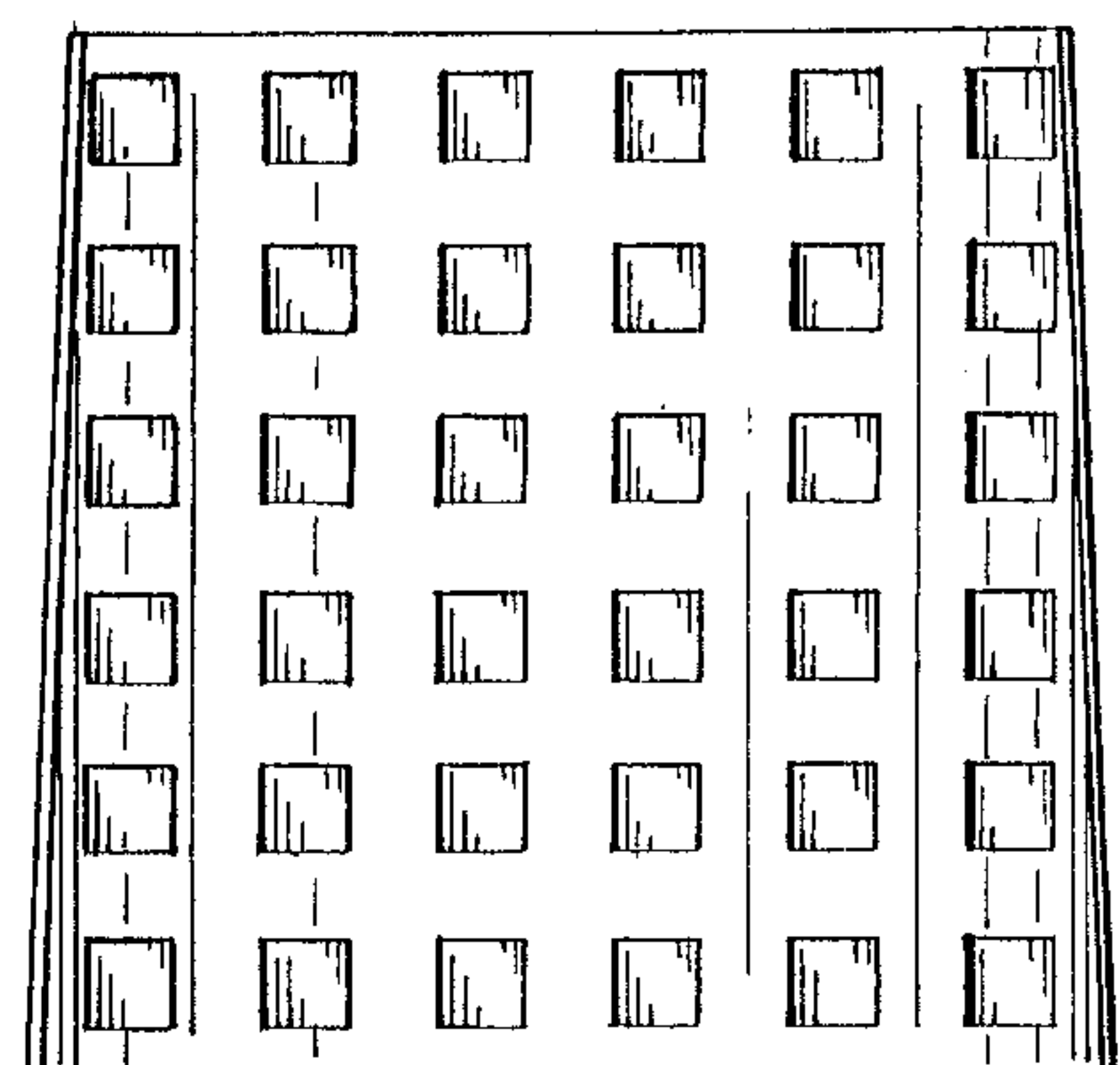
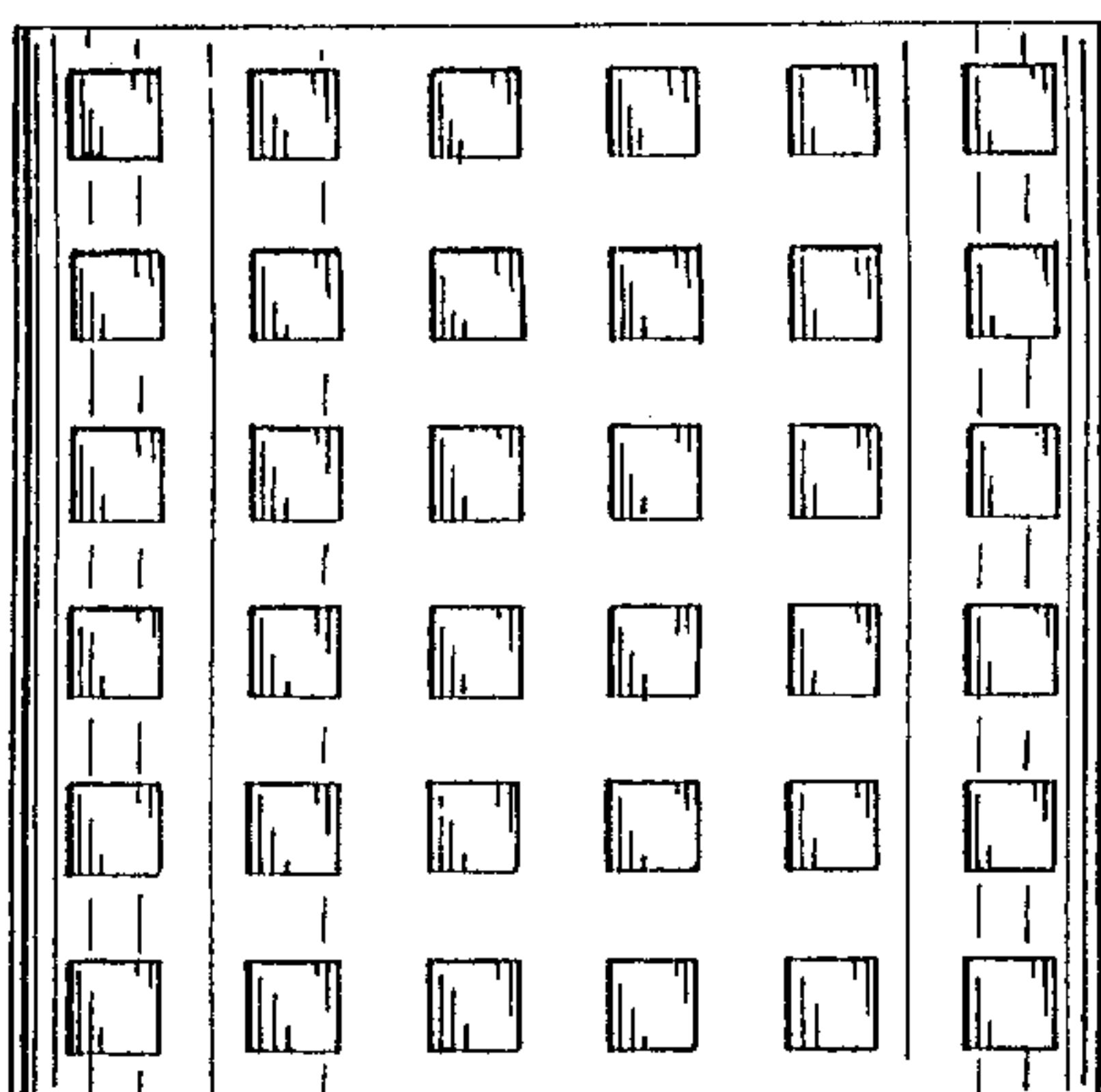

FIG. 10 is a right side elevational view thereof, the left side being a mirror image;

FIG. 11 is a front end view thereof;

FIG. 12 is a rear end view thereof; and,

FIG. 13 is a bottom plan view thereof.

**1 Claim, 3 Drawing Sheets**



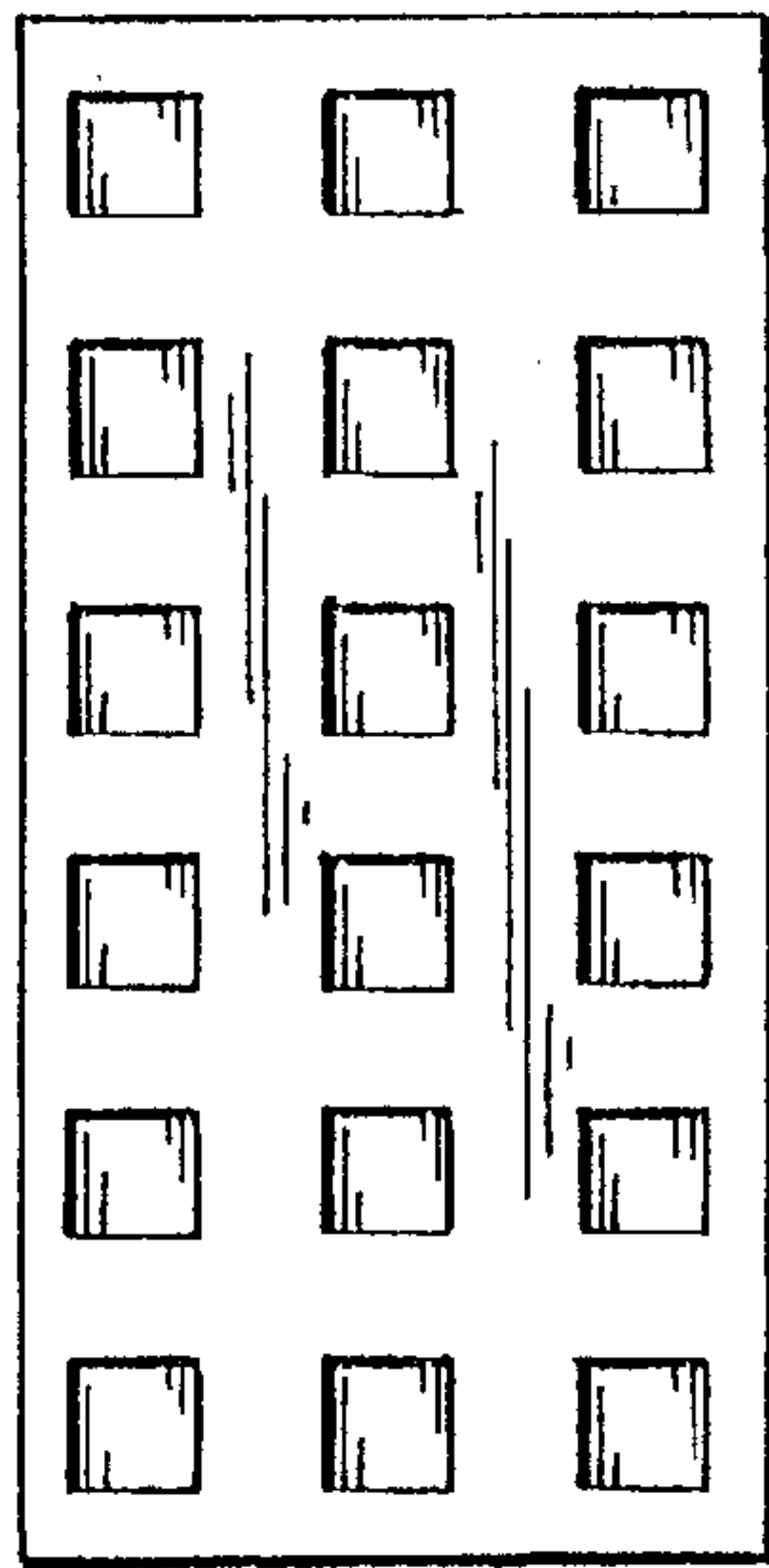


FIG. 1



FIG. 2



FIG. 3

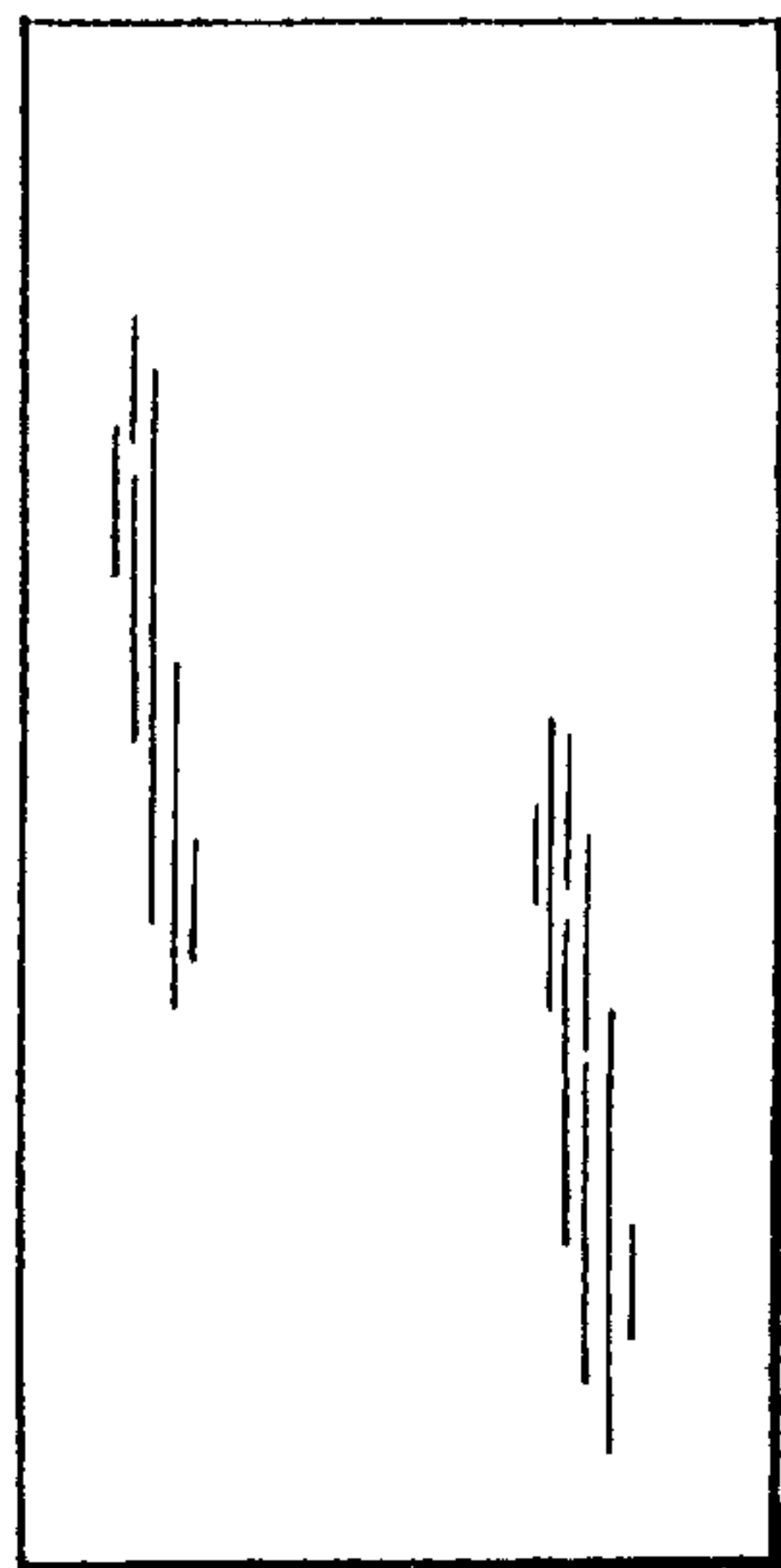


FIG. 4




FIG. 5



FIG. 6

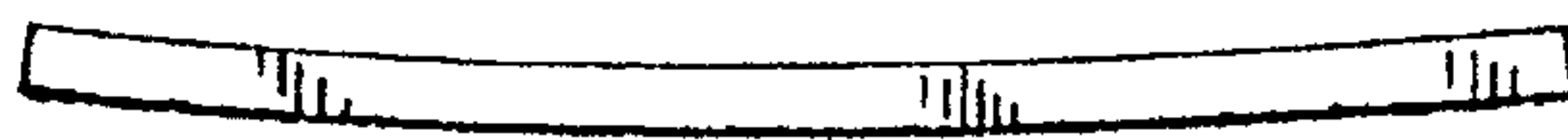


FIG. 7

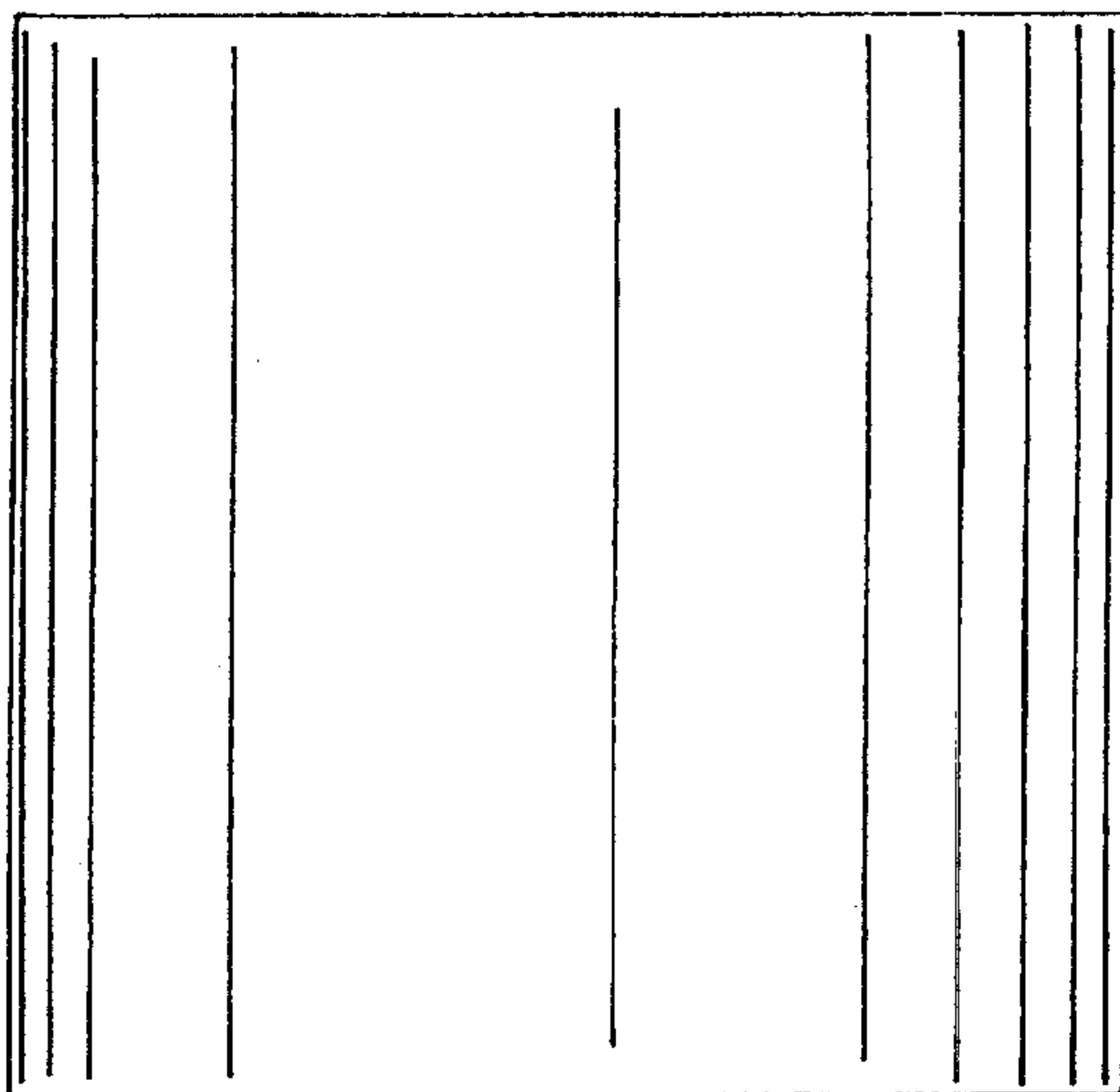


FIG. 8




FIG. 12

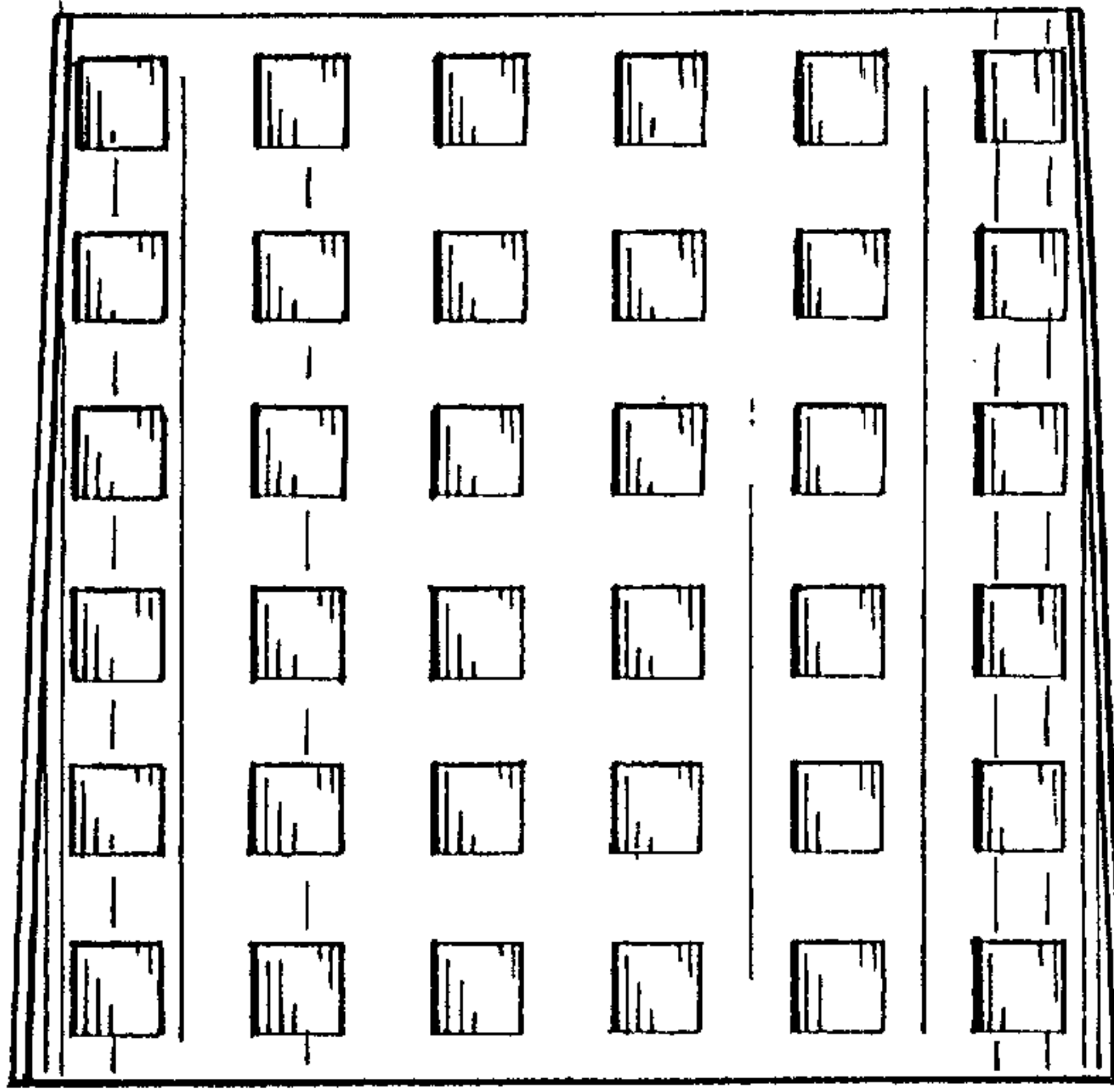


FIG. 9



FIG. 10




FIG. 11

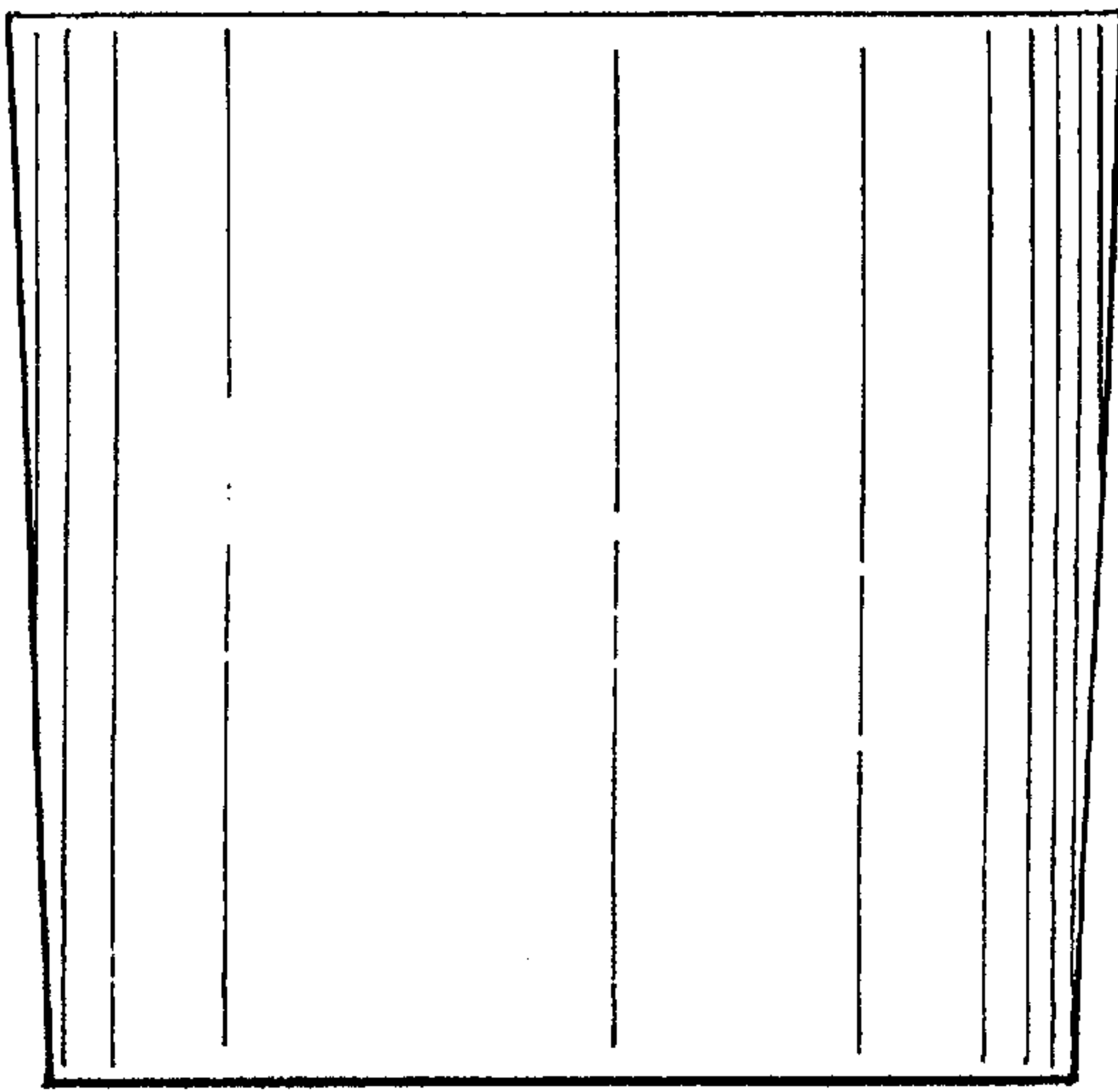


FIG. 13

UNITED STATES PATENT AND TRADEMARK OFFICE  
**CERTIFICATE OF CORRECTION**

PATENT NO. : Des. 460,827 S  
DATED : July 23, 2002  
INVENTOR(S) : Chaffiotte et al.

Page 1 of 1

It is certified that error appears in the above-identified patent and that said Letters Patent is hereby corrected as shown below:

Title page,

Item [75], Inventors, change "Steven J. Orphonos" to -- Steven J. Orphanos --

Signed and Sealed this

Twelfth Day of November, 2002

*Attest:*

A handwritten signature in black ink, appearing to read "James E. Rogan", written over a horizontal line.

*Attesting Officer*

JAMES E. ROGAN  
*Director of the United States Patent and Trademark Office*