



US00D460826S

(12) **United States Design Patent**
Lie

(10) **Patent No.:** **US D460,826 S**

(45) **Date of Patent:** **** Jul. 23, 2002**

(54) **FOOT MASSAGER**

(75) Inventor: **Sen-Nen Lie**, Kowloon (CN)

(73) Assignee: **Kolvin Industries Limited**, Kowloon (HK)

(**) Term: **14 Years**

(21) Appl. No.: **29/145,569**

(22) Filed: **Jul. 25, 2001**

(30) **Foreign Application Priority Data**

May 25, 2001 (HK) 0110783

(51) **LOC (7) Cl.** **28-03**

(52) **U.S. Cl.** **D24/213**

(58) **Field of Search** D24/213, 212,
D24/200; 601/154, 156, 158

(56) **References Cited**

U.S. PATENT DOCUMENTS

- 4,497,313 A * 2/1985 Kurosawa 601/16
- D330,426 S * 10/1992 Elkerbout D24/213
- D364,466 S * 11/1995 Assmann et al. D24/213

- D405,535 S * 2/1999 Schulz D24/213
- D419,682 S * 1/2000 Lie D24/213
- D432,242 S 10/2000 Lie
- D436,180 S 1/2001 Lie

* cited by examiner

Primary Examiner—Stella Reid

(74) *Attorney, Agent, or Firm*—Merchant & Gould P.C.


(57) **CLAIM**

The ornamental design for a foot massager, as shown and described.

DESCRIPTION

FIG. 1 is a front perspective view of a foot massager, showing my new design;
 FIG. 2 is a rear perspective view thereof;
 FIG. 3 is a left side elevational view thereof;
 FIG. 4 is a right side elevational view thereof;
 FIG. 5 is a top elevational view thereof;
 FIG. 6 is a bottom elevational view thereof;
 FIG. 7 is a front perspective view thereof; and,
 FIG. 8 is a rear perspective view thereof.

1 Claim, 8 Drawing Sheets






FIG. 1



FIG. 2




FIG. 3




FIG. 4




FIG. 5




FIG. 6




FIG. 7




FIG. 8