



US00D460814S

(12) **United States Design Patent**
Jones et al.

(10) **Patent No.:** **US D460,814 S**

(45) **Date of Patent:** **** Jul. 23, 2002**

(54) **LAVATORY TABLE**

(75) Inventors: **Sherry Lynn Jones**, Pataskala; **Paul P. Kolada**, Bexley; **Michael J. Painter**; **Sean W. Svendsen**, both of Columbus; **Scott M. Cline**, Blacklick, all of OH (US)

(73) Assignee: **American Standard Inc.**, Piscataway, NJ (US)

(**) Term: **14 Years**

(21) Appl. No.: **29/140,799**

(22) Filed: **Apr. 25, 2001**

(51) **LOC (7) Cl.** **23-02**

(52) **U.S. Cl.** **D23/308**

(58) **Field of Search** D23/271, 273, D23/284-286, 289, 291-292, 293.1, 303, 308; 4/619-620, 624-627, 630-635, 638, 643, 647-652, 661, 515-517; D6/397, 509; 108/24, 50.11

(56) **References Cited**

U.S. PATENT DOCUMENTS

D22,465 S * 5/1893 Malloy D23/303
D50,272 S * 2/1917 Jansen D23/285

D281,038 S * 10/1985 Thorpe D6/445
D444,868 S * 7/2001 Millard et al. D23/308
D453,209 S * 1/2002 Pila D23/286
D453,821 S * 2/2002 Jones et al. D23/304

* cited by examiner

Primary Examiner—Louis S. Zarfes

Assistant Examiner—Robert A. Delehanty

(74) *Attorney, Agent, or Firm*—Kramer Levin Naftalis & Frankel LLP

(57) **CLAIM**

The ornamental design for a lavatory table, as shown and described.

DESCRIPTION

FIG. 1 is a top and front perspective view of a lavatory table showing our new design in full lines, and environmental association matter shown in broken lines and forming no part of the claimed design;

FIG. 2 is a top plan view shown on an enlarged scale thereof; FIG. 3 is a front elevation view shown on an enlarged scale thereof;

FIG. 4 is a side view shown on an enlarged scale thereof; FIG. 5 is a rear elevation view shown on an enlarged scale thereof; and,

FIG. 6 is a bottom view shown on an enlarged scale thereof.

1 Claim, 3 Drawing Sheets




FIG. 1

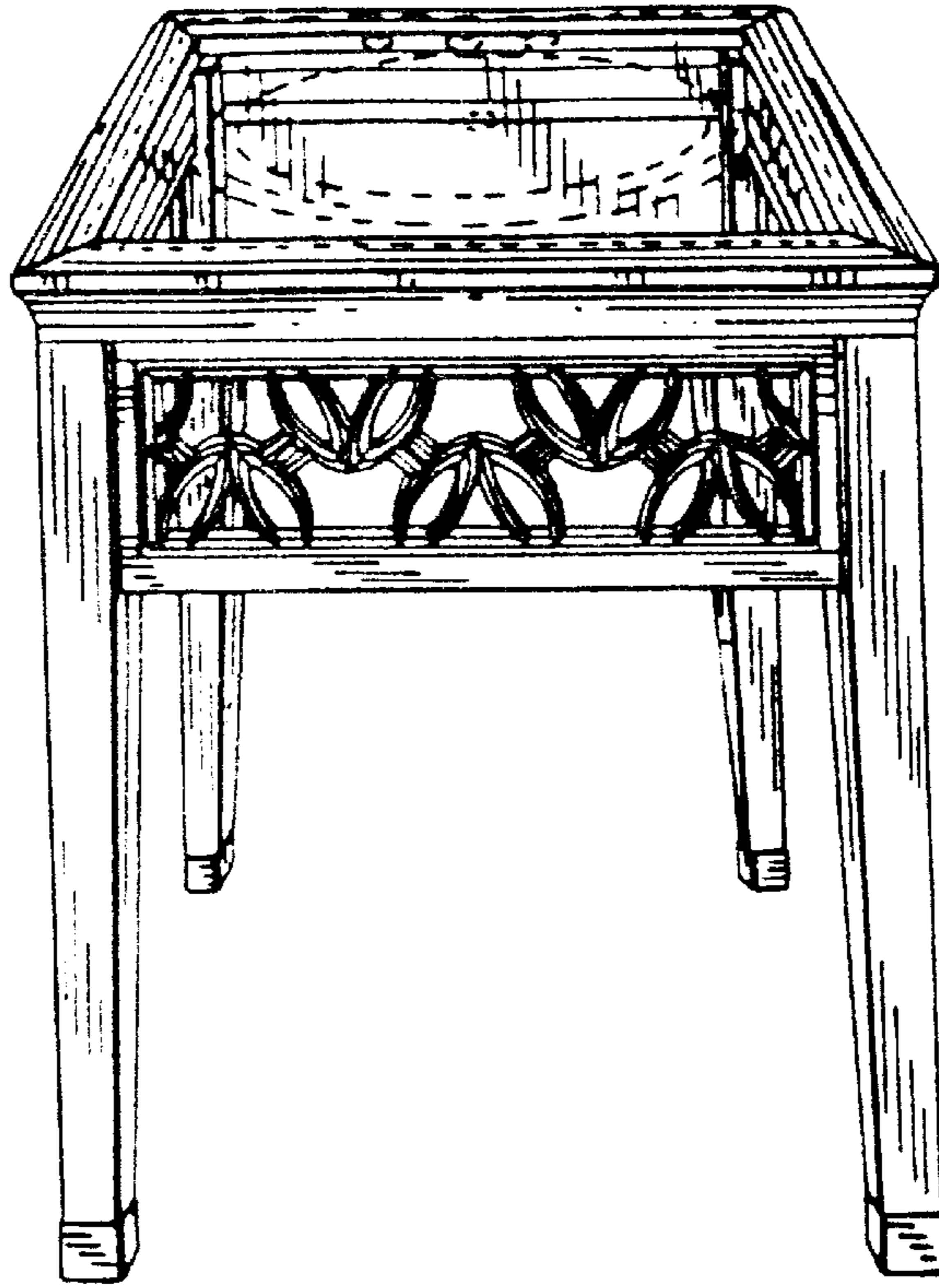


FIG. 2




FIG. 4

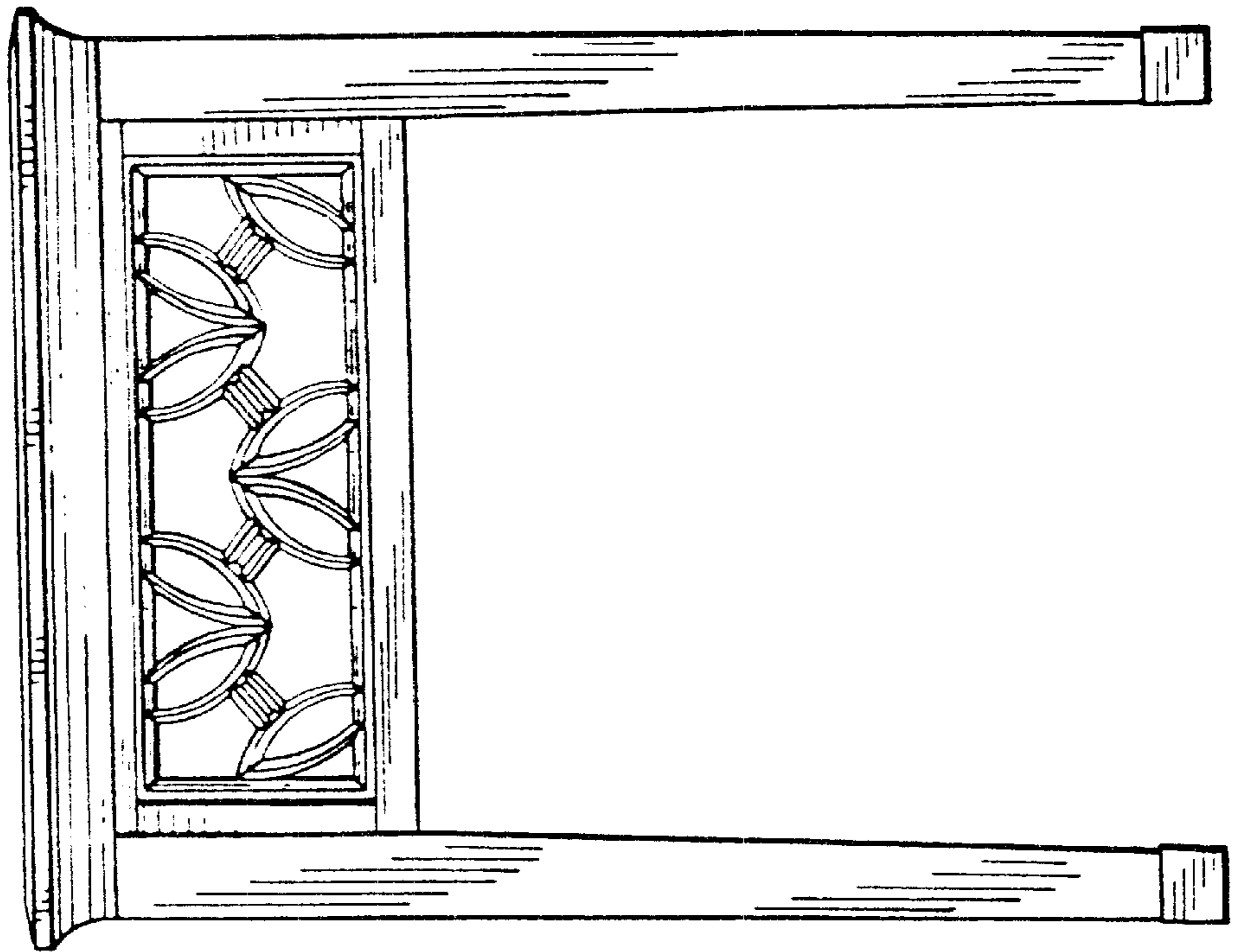


FIG. 3

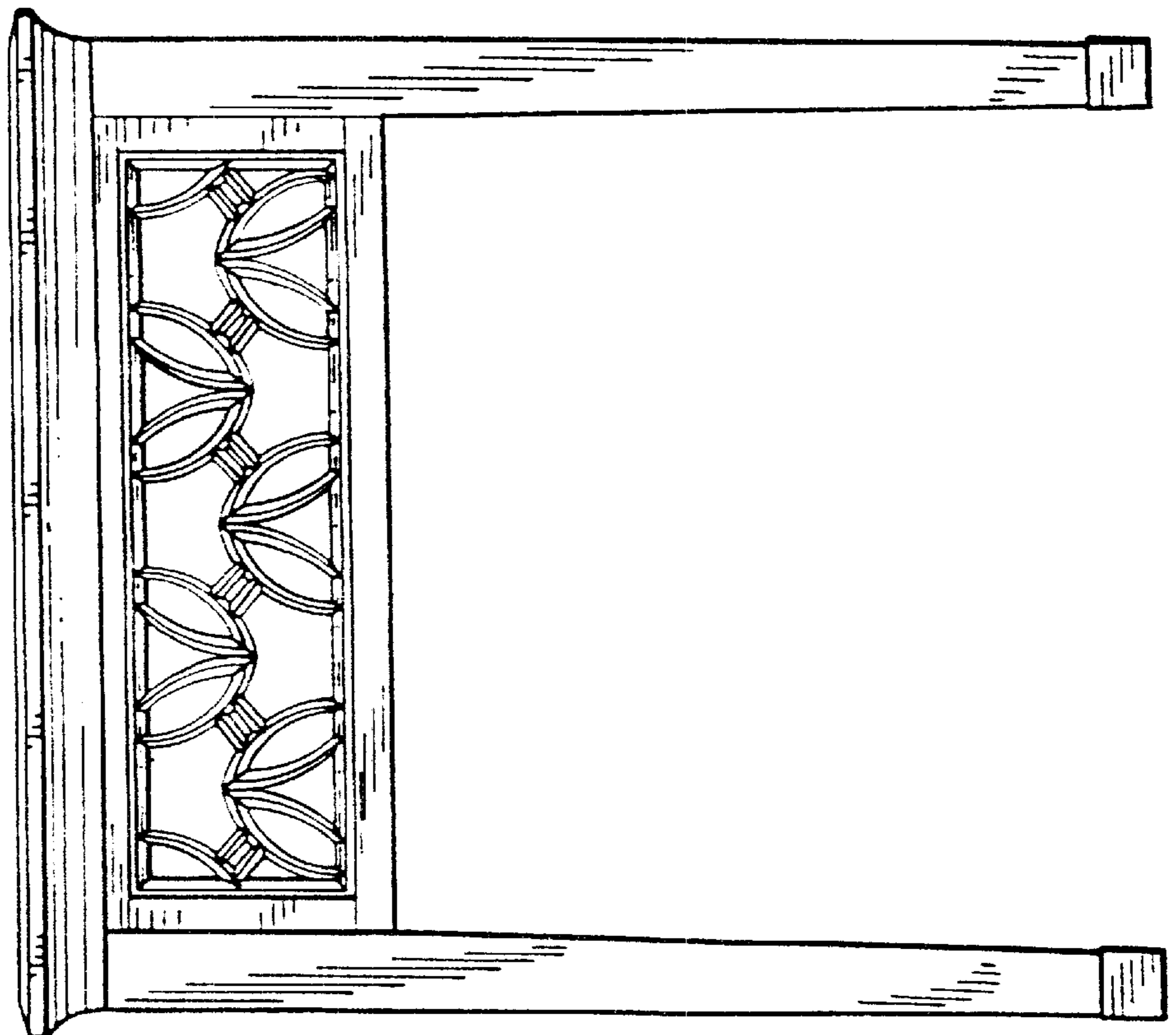


FIG. 5




FIG. 6

