



US00D460806S

(12) **United States Design Patent**  
**Singtoroj**

(10) **Patent No.:** **US D460,806 S**

(45) **Date of Patent:** **\*\* Jul. 23, 2002**

(54) **CROSS HANDLE**

(75) Inventor: **Yos Singtoroj**, Anaheim, CA (US)

(73) Assignee: **Emhart LLC**, Newark, DE (US)

(\*\*) Term: **14 Years**

(21) Appl. No.: **29/151,868**

(22) Filed: **Dec. 7, 2001**

(51) **LOC (7) Cl.** ..... **23-01**

(52) **U.S. Cl.** ..... **D23/250**

(58) **Field of Search** ..... D23/238-245,  
D23/249-257; D8/300-310, 350-354; 4/675-678;  
16/110 R-121; 137/801

D405,508 S 2/1999 Doughty et al.  
D418,204 S 12/1999 Garcia  
D418,205 S 12/1999 Hyde et al.  
D437,918 S \* 2/2001 Doughty et al. .... D23/250  
D438,601 S \* 3/2001 Caplow ..... D28/252

\* cited by examiner

*Primary Examiner*—Louis S. Zarfes

*Assistant Examiner*—Gregory Andoll

(74) *Attorney, Agent, or Firm*—Richard J. Veltman; John D. Del Ponti

(57) **CLAIM**

The ornamental design for a cross handle, as shown and described.

**DESCRIPTION**

FIG. 1 is a perspective view of the new design for a cross handle;

FIG. 2 is a front elevational view of the new design for a cross handle, the right side, left side and rear elevational views being mirror images;

FIG. 3 is a top plan view of the new design for a cross handle; and,

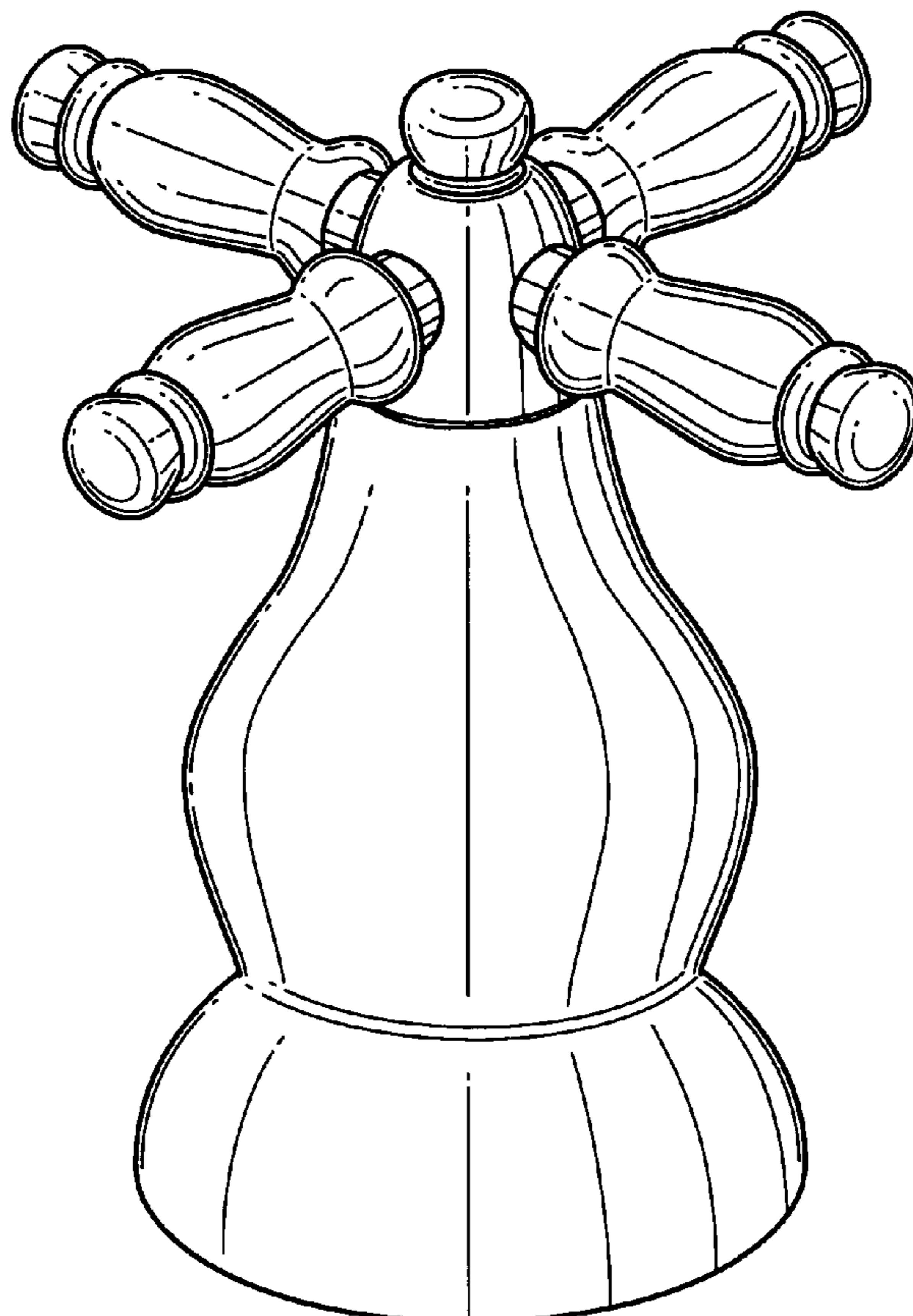
FIG. 4 is a bottom plan view of the new design for a cross handle.

(56) **References Cited**

**U.S. PATENT DOCUMENTS**

D317,816 S 6/1991 Robbins  
D318,714 S 7/1991 Spangler  
D321,629 S 11/1991 Hollinger  
D321,630 S 11/1991 Hollinger  
D327,531 S 6/1992 Ko  
D340,763 S 10/1993 Bonnell  
D363,975 S 11/1995 Doughty et al.  
D375,542 S 11/1996 Doughty et al.  
D382,330 S 8/1997 Doughty et al.  
D385,952 S \* 11/1997 Hundley et al. .... D23/250

**1 Claim, 3 Drawing Sheets**



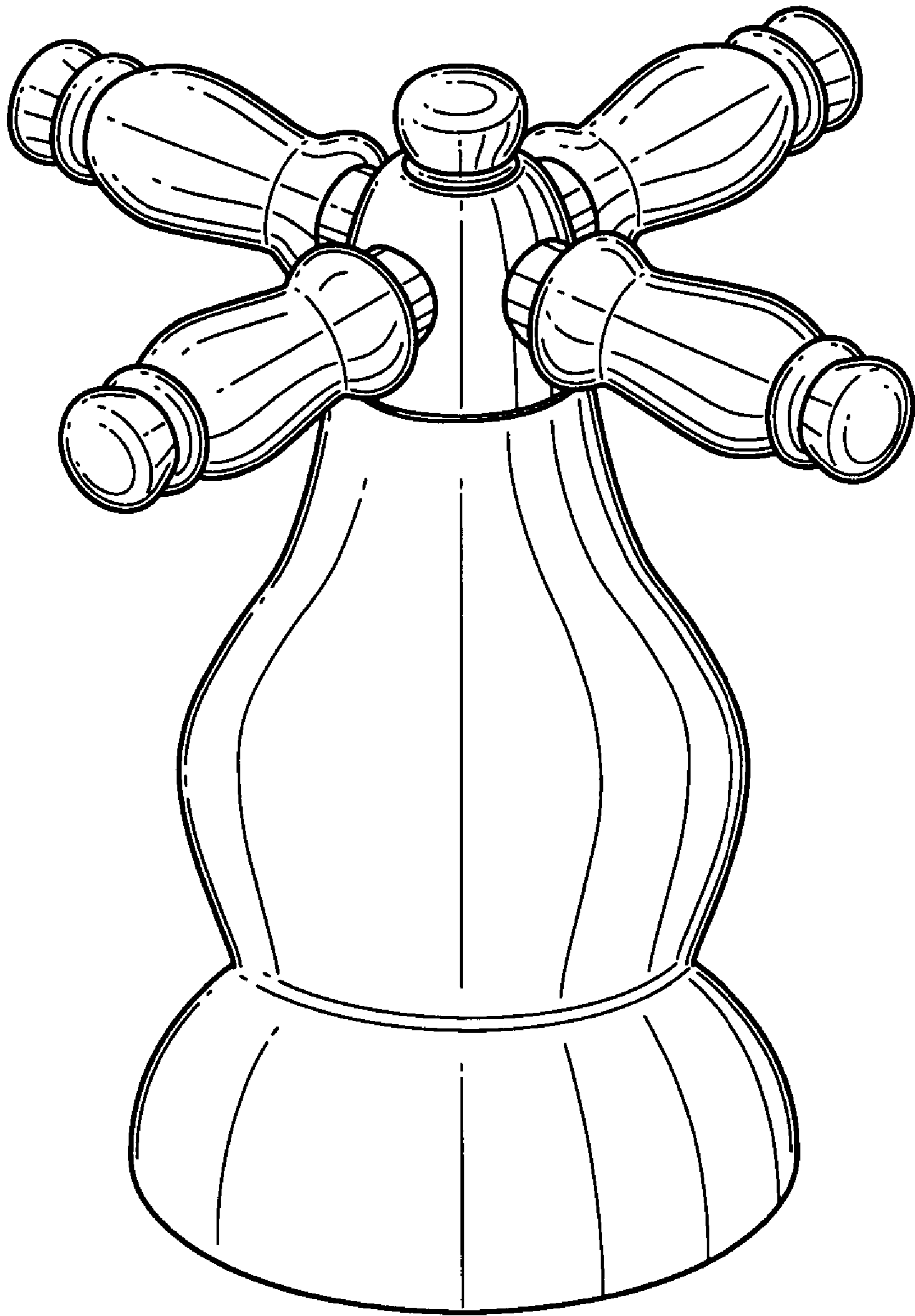


FIG. 1

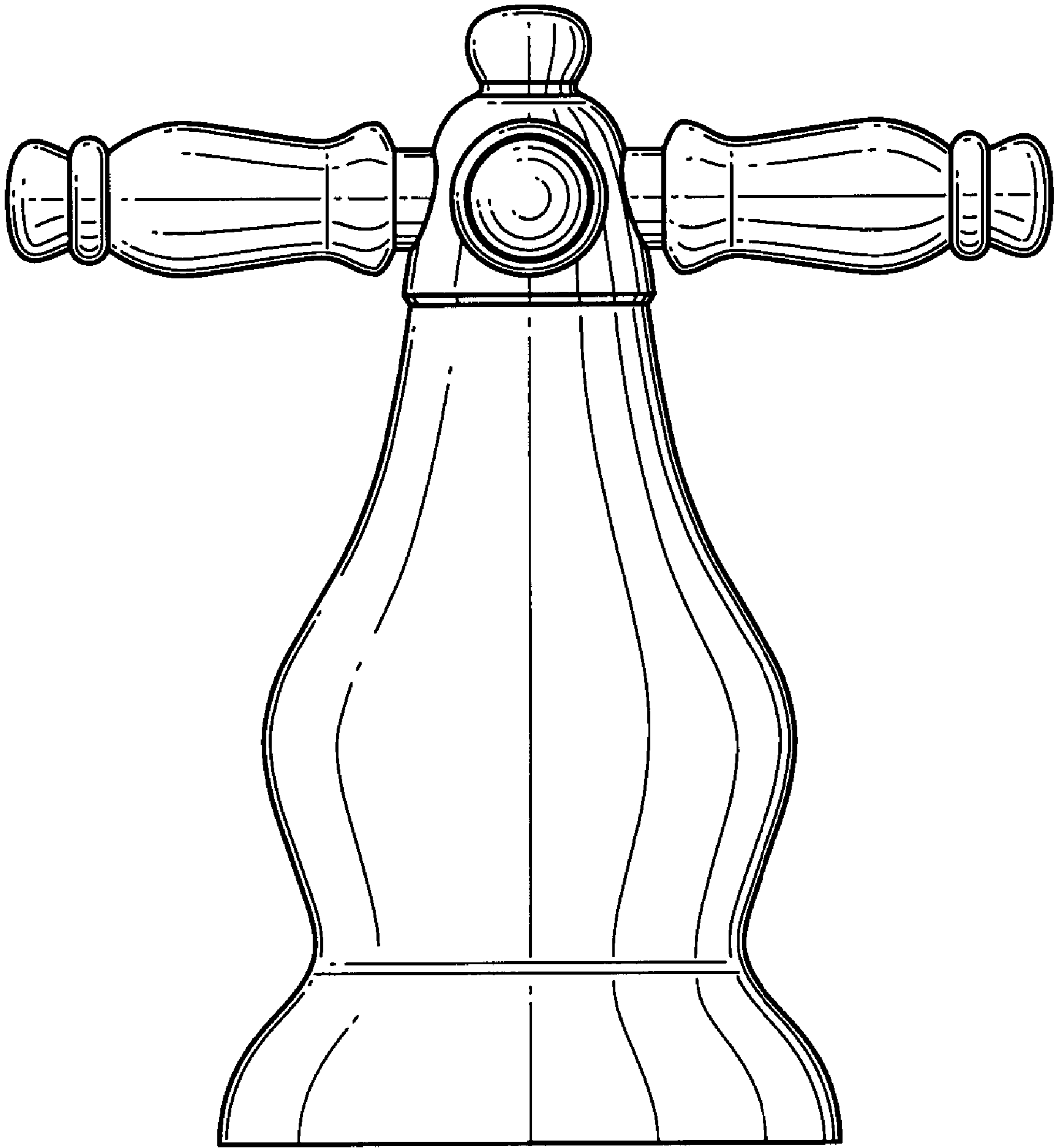


FIG. 2




FIG. 3

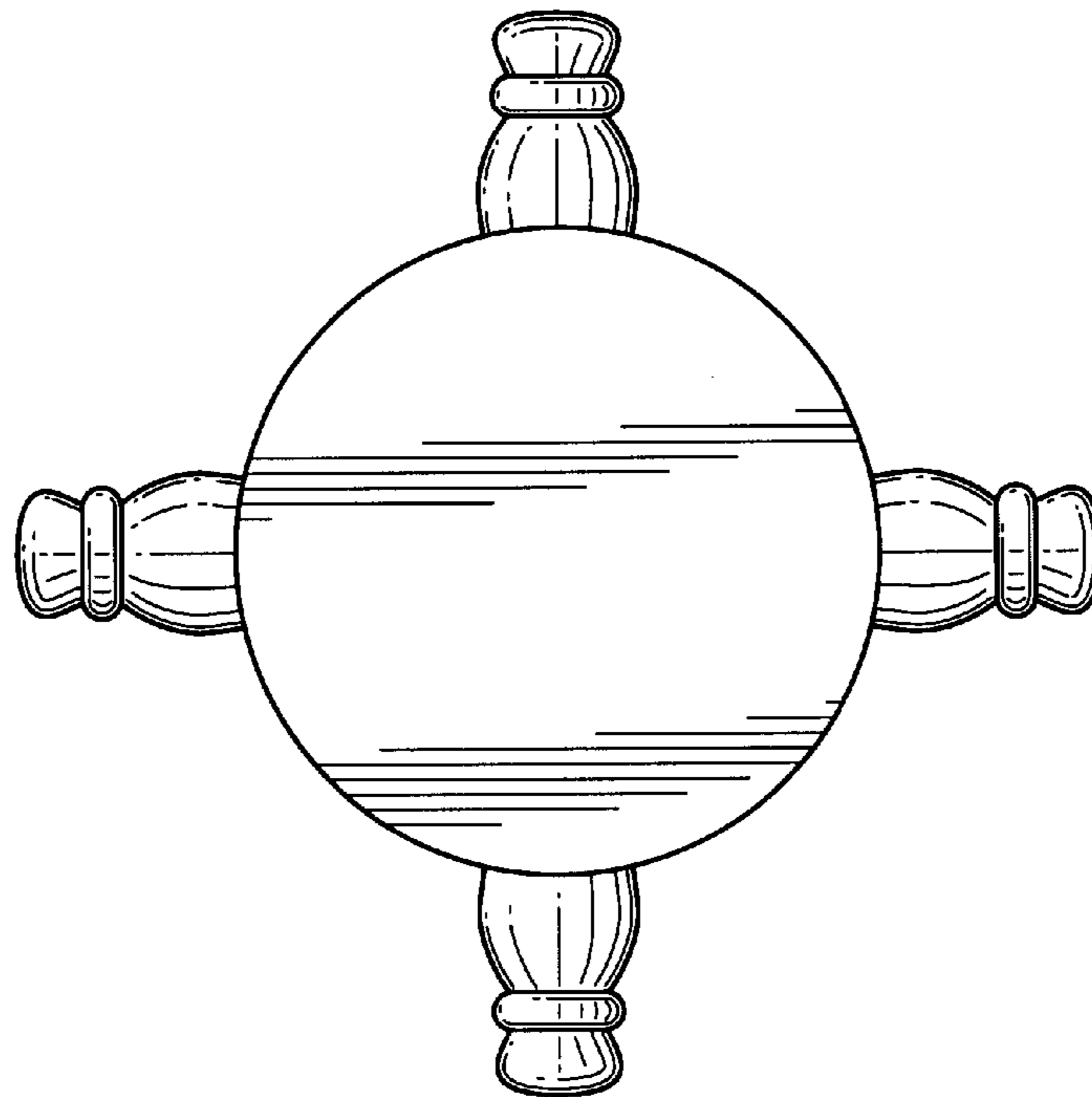


FIG. 4