



US00D460796S

(12) **United States Design Patent**
Pullaro

(10) **Patent No.:** **US D460,796 S**

(45) **Date of Patent:** **** Jul. 23, 2002**

(54) **HOCKEY TRAINING AND CONDITIONING DEVICE**

D316,888 S * 5/1991 Foresi D21/791
D356,359 S * 3/1995 Bailey D21/791
D426,607 S * 6/2000 Wurster D21/791

(76) Inventor: **Terry J. Pullaro**, 1190-A Moorlands Dr., St. Louis, MO (US) 63117

* cited by examiner

(**) Term: **14 Years**

Primary Examiner—Mitchell Siegel

(74) *Attorney, Agent, or Firm*—Harness, Dickey & Pierce, P.L.C.

(21) Appl. No.: **29/143,809**

(57) **CLAIM**

(22) Filed: **Jun. 20, 2001**

The ornamental appearance of a hockey training and conditioning device, as shown and described.

(51) **LOC (7) Cl.** **21-02**

(52) **U.S. Cl.** **D21/727**

(58) **Field of Search** D21/722, 727, D21/791; 473/235, 256, 560-563

DESCRIPTION

(56) **References Cited**

U.S. PATENT DOCUMENTS

3,428,325 A * 2/1969 Atkinson 473/256
3,466,049 A * 9/1969 Fox et al. 473/235
D237,515 S * 11/1975 Thiel D21/791
D241,958 S * 10/1976 Smith D21/791

FIG. 1 is a perspective view of the hockey training and conditioning device;

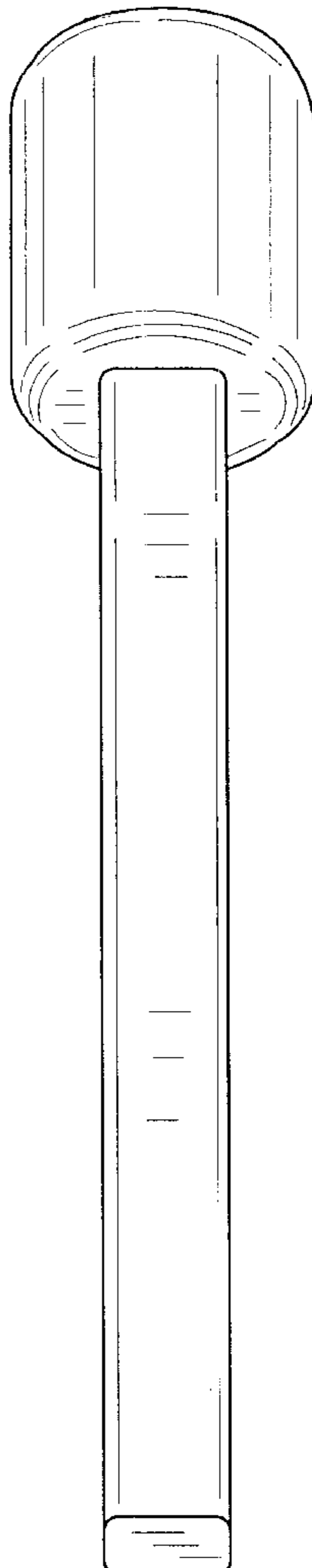
FIG. 2 is a front elevation view thereof, the rear elevation view being the same;

FIG. 3 is a side elevation view thereof;

FIG. 4 is a distal end view thereof; and,

FIG. 5 is a proximal end view thereof.

1 Claim, 1 Drawing Sheet



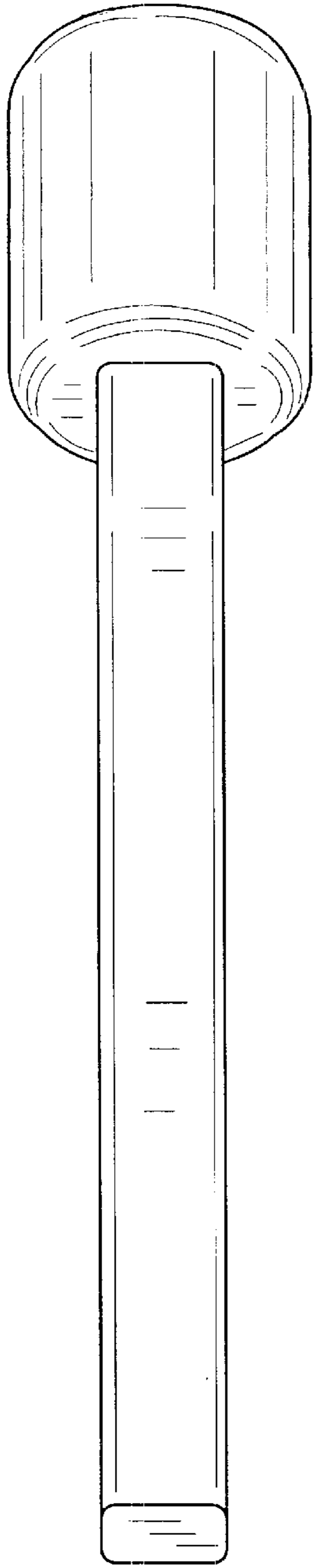


FIG. 1

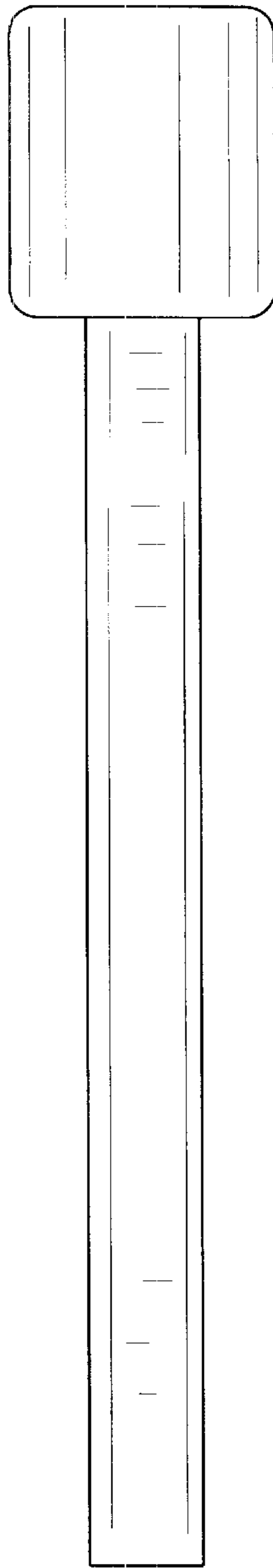


FIG. 2

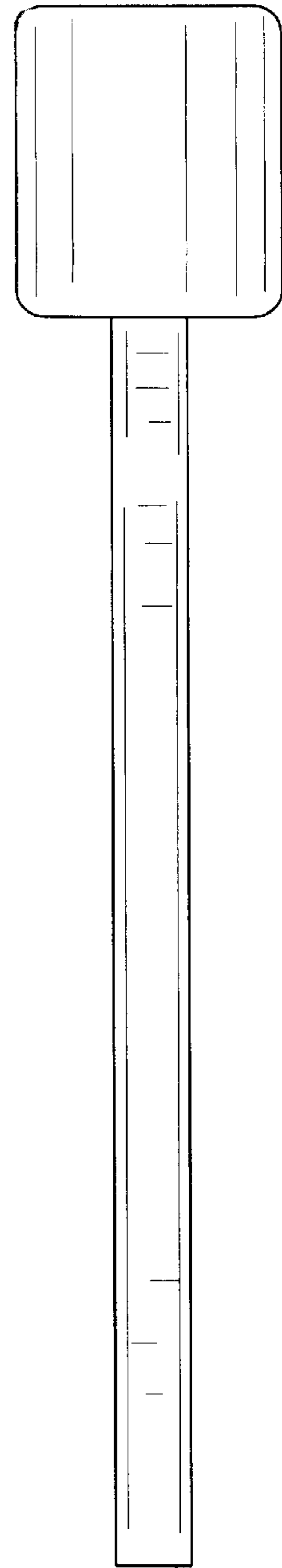


FIG. 3

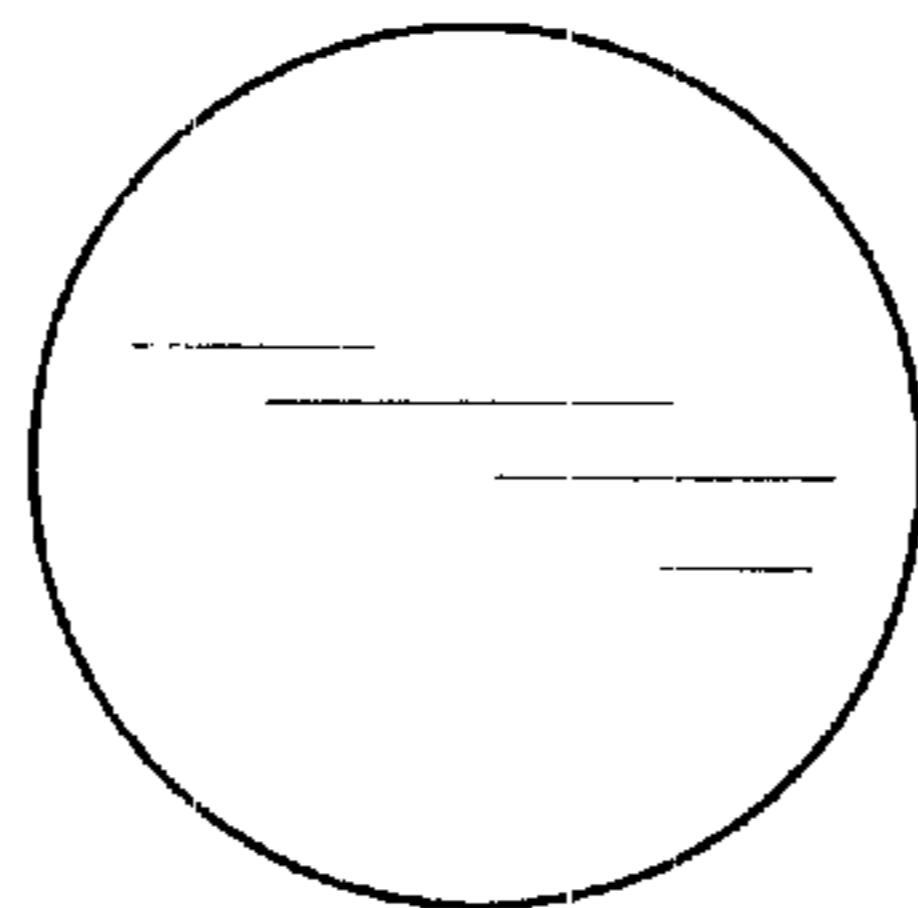


FIG. 4

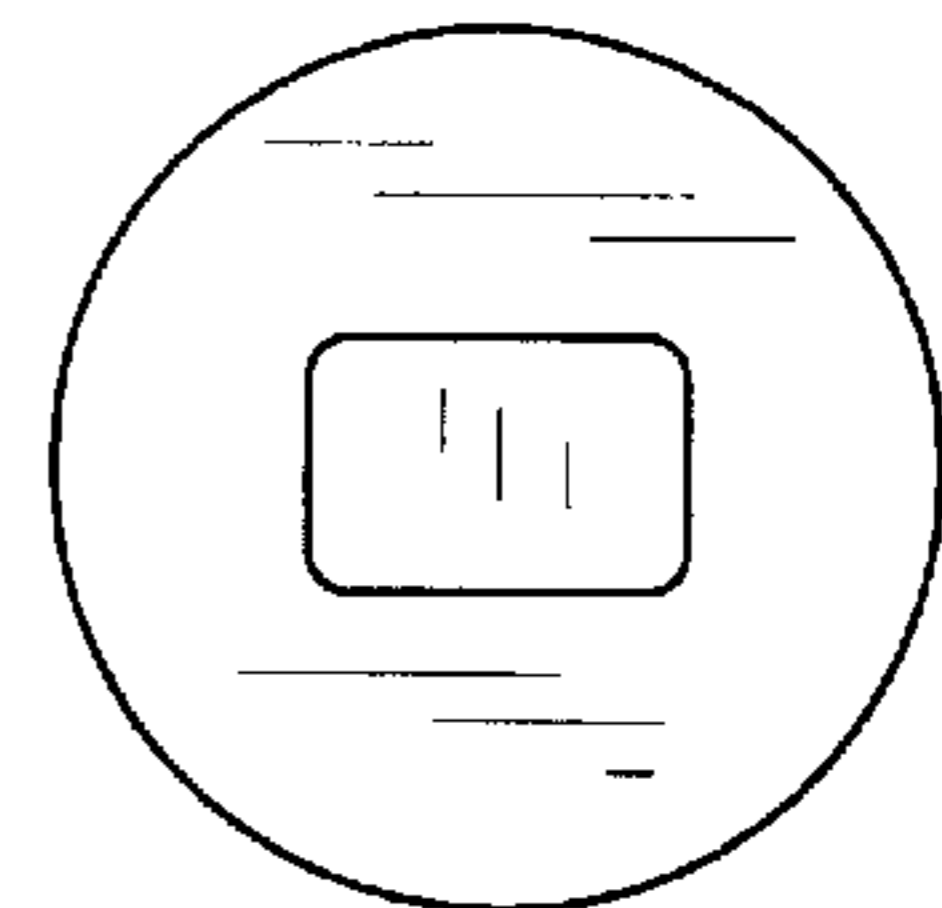


FIG. 5