



US00D460782S

(12) **United States Design Patent**
Hudson

(10) **Patent No.:** **US D460,782 S**

(45) **Date of Patent:** **** Jul. 23, 2002**

(54) **BUSINESS FORM**

(75) Inventor: **Thomas B. Hudson**, Gambrills, MD
(US)

(73) Assignee: **Reynolds and Reynolds Holdings, Inc.**, Dayton, OH (US)

(**) Term: **14 Years**

(21) Appl. No.: **29/132,410**

(22) Filed: **Nov. 9, 2000**

(51) **LOC (7) Cl.** **19-01**

(52) **U.S. Cl.** **D19/1**

(58) **Field of Search** D19/1, 2, 5, 6,
D19/32, 33, 11; 283/55, 66.1, 115; 434/153,
428

(56) **References Cited**

U.S. PATENT DOCUMENTS

396,560	A	1/1889	Harrison et al.	
578,973	A	3/1897	Craig	
591,875	A	10/1897	O'Neill	
1,286,137	A	11/1918	Stare et al.	
1,368,519	A	2/1921	Mongan	
1,394,262	A	10/1921	Stebbing	
1,419,020	A	6/1922	Chase	
1,433,975	A	10/1922	Snyder	
1,470,604	A	10/1923	Fox	
1,495,549	A	5/1924	Coleman	
1,567,981	A	12/1925	Page et al.	
1,607,290	A	11/1926	McInerney	
D130,021	S	* 10/1941	Hamilton, Jr.	D19/11
3,123,385	A	* 3/1964	Bromwell	283/55
3,823,963	A	7/1974	Fitzgerald et al.	
3,913,118	A	10/1975	Abrams	
3,968,573	A	* 7/1976	Poliniere	434/153
D322,627	S	12/1991	Sisilli	
D322,807	S	12/1991	Sisilli	
D322,809	S	12/1991	Sisilli	
D342,967	S	1/1994	Sisilli	
D343,416	S	1/1994	Sisilli	
5,290,067	A	3/1994	Langen	
D375,121	S	10/1996	Sisilli	

D375,122	S	10/1996	Sisilli
D376,386	S	12/1996	Sisilli
D376,816	S	12/1996	Sisilli
D382,896	S	8/1997	Sisilli

* cited by examiner

Primary Examiner—Paula A. Mortimer

(74) *Attorney, Agent, or Firm*—Jacobson Holman, PLLC

(57) **CLAIM**

The ornamental design for a business form, as shown and described.

DESCRIPTION

FIG. 1 is a front elevational view of a first embodiment of a business form showing my/our new design, the undisclosed rear being plain;

FIG. 2 is a side elevational view of the business form of FIG. 1, the opposite side elevational view being a mirror image;

FIG. 3 is a front elevational view of a second embodiment of a business form showing my/our new design, the undisclosed rear being plain;

FIG. 4 is a side elevational view of the business form of FIG. 3, the opposite side elevational view being a mirror image;

FIG. 5 is a front elevational view of a third embodiment of a business form showing my/our new design, the undisclosed rear being plain;

FIG. 6 is a side elevational view of the business form of FIG. 5, the opposite side elevational view being a mirror image;

FIG. 7 is a front elevational view of a fourth embodiment of a business form showing my/our new design, the undisclosed rear being plain;

FIG. 8 is a side elevational view of the business form of FIG. 7, the opposite side elevational view being a mirror image;

FIG. 9 is a front elevational view of a fifth embodiment of a business form showing my/our new design, the undisclosed rear being plain;

FIG. 10 is a side elevational view of the business form of FIG. 9, the opposite side elevational view being a mirror image;

FIG. 11 is a front elevational view of a sixth embodiment of a business form showing my/our new design, the undisclosed rear being plain;




FIG. 12 is a side elevational view of the business form of FIG. 11, the opposite side elevational view being a mirror image;

FIG. 13 is a front elevational view of a seventh embodiment of a business form showing my/our new design, the undisclosed rear being plain;

FIG. 14 is a side elevational view of the business form of FIG. 13, the opposite side elevational view being a mirror image;

FIG. 15 is a front elevational view of an eighth embodiment of a business form showing my/our new design, the undisclosed rear being plain;

FIG. 16 is a side elevational view of the business form of FIG. 15, the opposite side elevational view being a mirror image;

FIG. 17 is a front elevational view of a ninth embodiment of a business form showing my/our new design, the undisclosed rear being plain;

FIG. 18 is a side elevational view of the business form of FIG. 17, the opposite side elevational view being a mirror image;

FIG. 19 is a front elevational view of a tenth embodiment of a business form showing my/our new design, the undisclosed rear being plain;

FIG. 20 is a side elevational view of the business form of FIG. 19, the opposite side elevational view being a mirror image;

FIG. 21 is a front elevational view of an eleventh embodiment of a business form showing my/our new design, the undisclosed rear being plain;

FIG. 22 is a side elevational view of the business form of FIG. 21, the opposite side elevational view being a mirror image;

FIG. 23 is a front elevational view of a twelfth embodiment of a business form showing my/our new design, the undisclosed rear being plain;

FIG. 24 is a side elevational view of the business form of FIG. 23, the opposite side elevational view being a mirror image;

FIG. 25 is a front elevational view of a thirteenth embodiment of a business form showing my/our new design, the undisclosed rear being plain;

FIG. 26 is a side elevational view of the business form of FIG. 25, the opposite side elevational view being a mirror image;

FIG. 27 is a front elevational view of a fourteenth embodiment of a business form showing my/our new design, the undisclosed rear being plain;

FIG. 28 is a side elevational view of the business form of FIG. 27, the opposite side elevational view being a mirror image;

FIG. 29 is a front elevational view of a fifteenth embodiment of a business form showing my/our new design, the undisclosed rear being plain;

FIG. 30 is a side elevational view of the business form of FIG. 29, the opposite side elevational view being a mirror image;

FIG. 31 is a front elevational view of a sixteenth embodiment of a business form showing my/our new design, the undisclosed rear being plain;

FIG. 32 is a side elevational view of the business form of FIG. 31, the opposite side elevational view being a mirror image;

FIG. 33 is a front elevational view of a seventeenth embodiment of a business form showing my/our new design, the undisclosed rear being plain;

FIG. 34 is a side elevational view of the business form of FIG. 33, the opposite side elevational view being a mirror image.

FIG. 35 is a front elevational view of an eighteenth embodiment of a business form showing my/our new design, the undisclosed rear being plain;

FIG. 36 is a side elevational view of the business form of FIG. 34, the opposite side elevational view being a mirror image;

FIG. 37 is a front elevational view of a nineteenth embodiment of a business form showing my/our new design, the undisclosed rear being plain;

FIG. 38 is a side elevational view of the business form of FIG. 37, the opposite side elevational view being a mirror image;

FIG. 39 is a front elevational view of a twentieth embodiment of a business form showing my/our new design, the undisclosed rear being plain;

FIG. 40 is a side elevational view of the business form of FIG. 39, the opposite side elevational view being a mirror image;

FIG. 41 is a front elevational view of a twenty first embodiment of a business form showing my new design, the undisclosed rear being plain;

FIG. 42 is a side elevational view of a business form of FIG. 41, the opposite side elevational view being a mirror image;

FIG. 43 is a front elevational view of a twenty second embodiment of a business form showing my new design, the undisclosed rear being plain;

FIG. 44 is a side elevational view of the business form of FIG. 43, the opposite side elevational view being a mirror image;

FIG. 45 is a front elevational view of a twenty third embodiment of a business form showing my new design, the undisclosed rear being plain;

FIG. 46 is a side elevational view of the business form of FIG. 45, the opposite side elevational view being a mirror image.

1 Claim, 23 Drawing Sheets




FIG. 1

FIG. 2

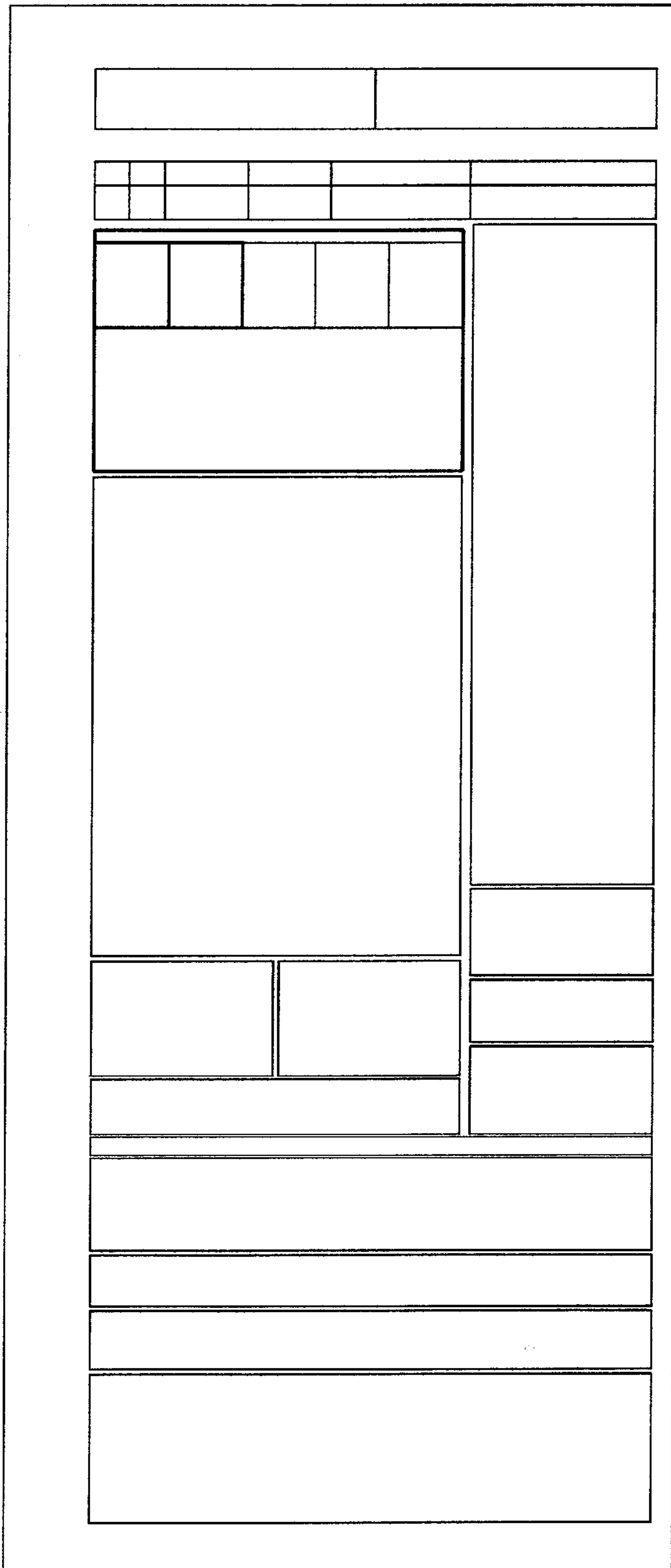


FIG. 3



FIG. 4

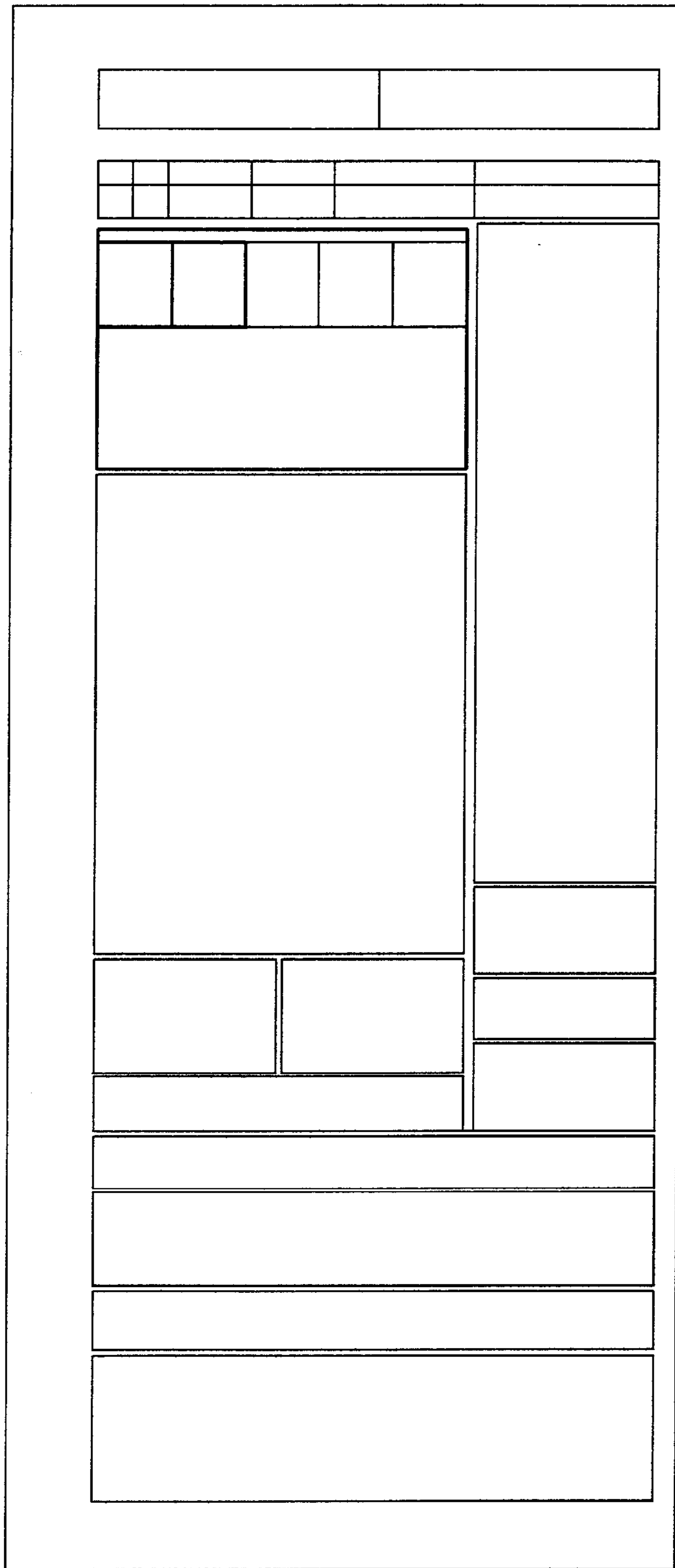


FIG. 5




FIG. 6




FIG. 7



FIG. 8

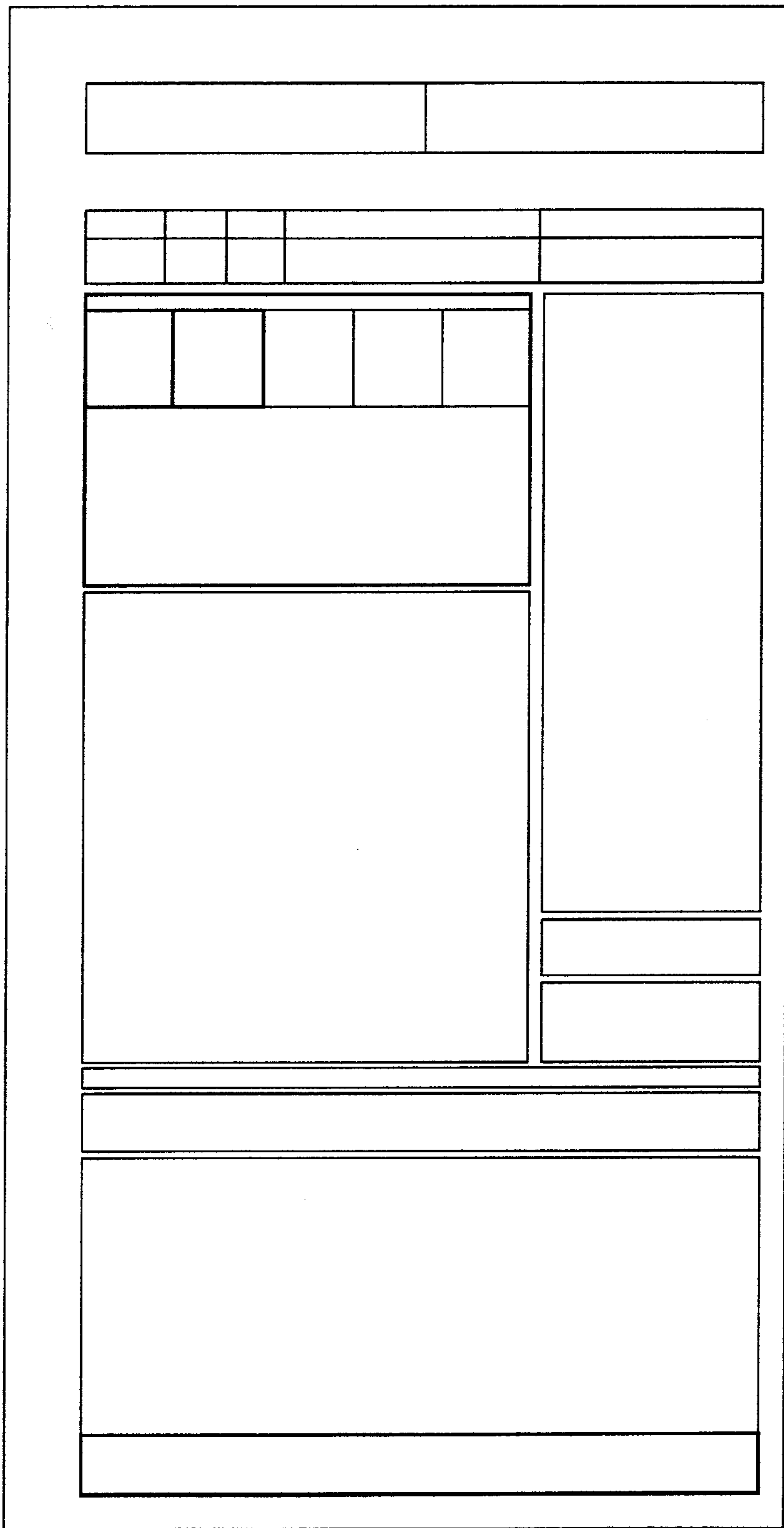


FIG. 9



FIG. 10




FIG. 11



FIG. 12




FIG. 13

FIG. 14




FIG. 15



FIG. 16




FIG. 17

FIG. 18




FIG. 19



FIG. 20




FIG. 21

FIG. 22




FIG. 23



FIG. 24




FIG. 25



FIG. 26




FIG. 27




FIG. 28




FIG. 29



FIG. 30

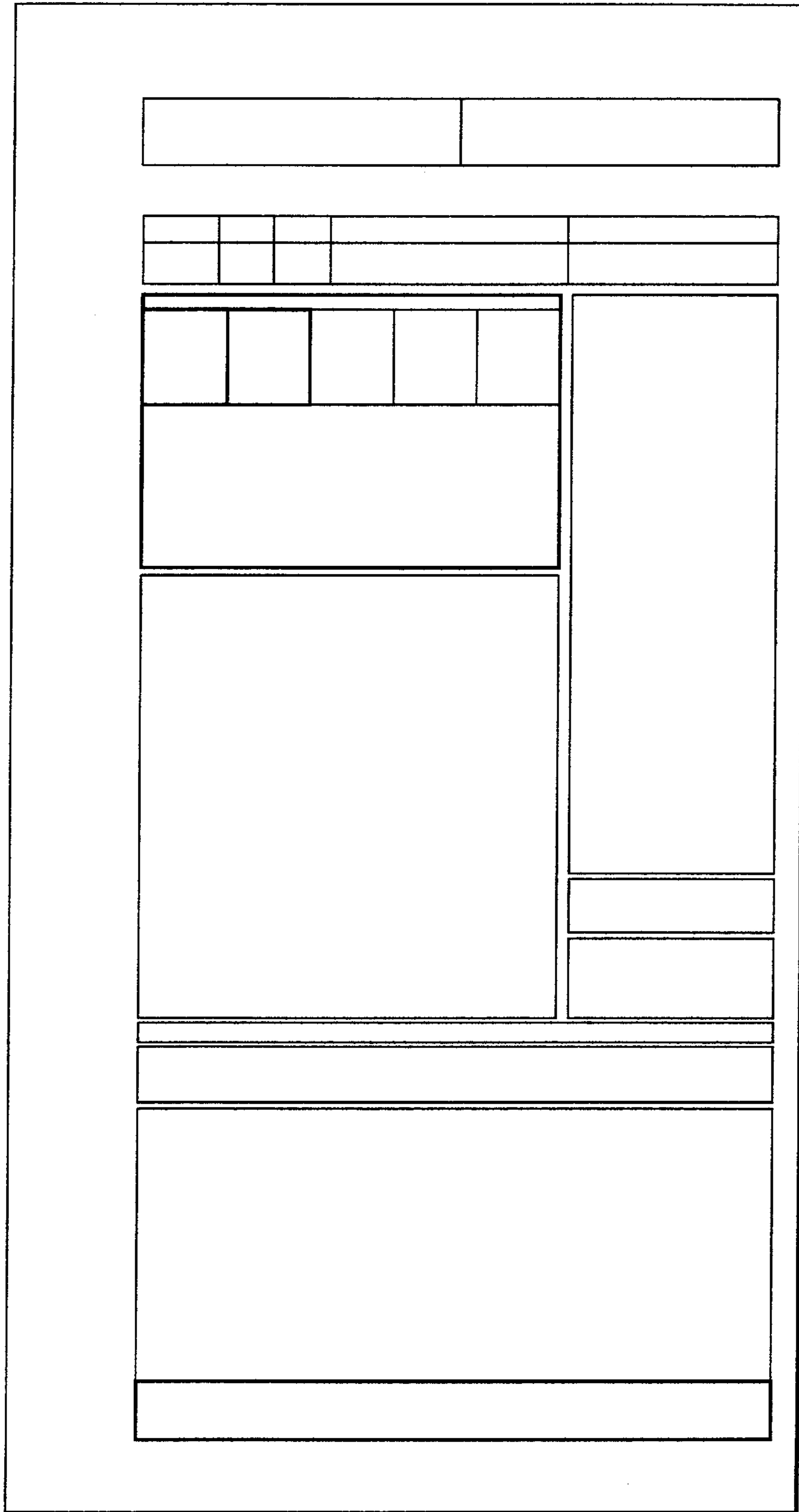


FIG. 31



FIG. 32




FIG. 33



FIG. 34

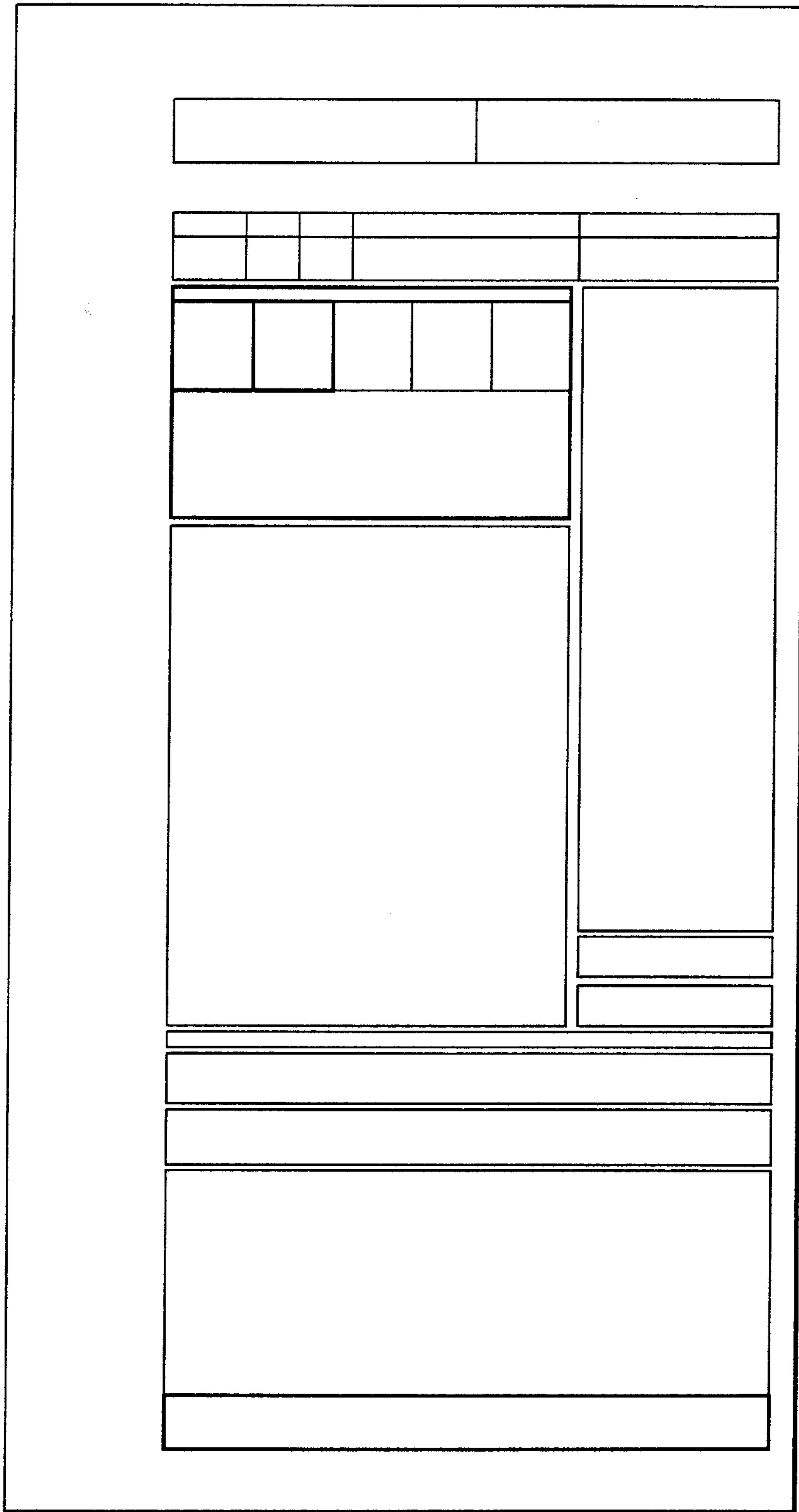


FIG. 35



FIG. 36




FIG. 37



FIG. 38




FIG. 39

FIG. 40




FIG. 41



FIG. 42

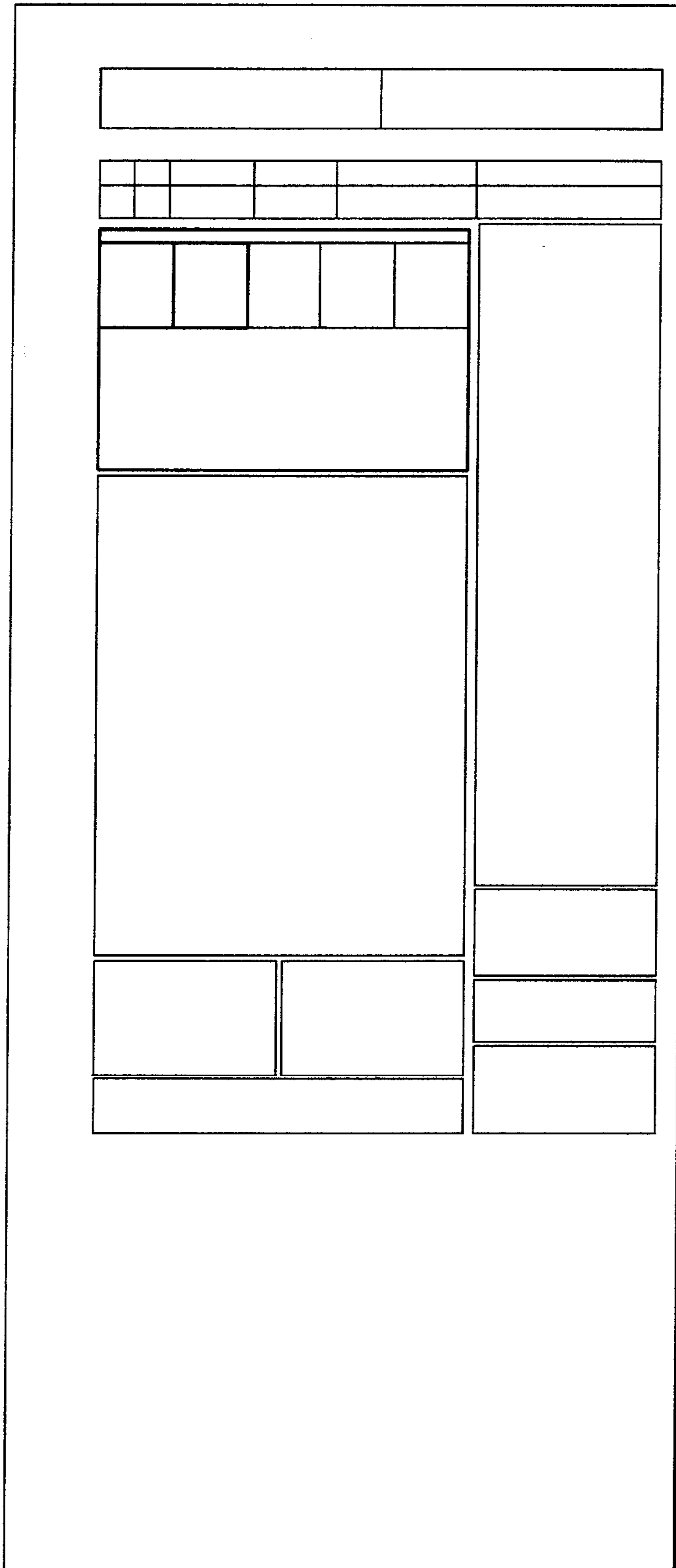


FIG. 43

FIG. 44




FIG. 45



FIG. 46